OZ Viewer

User Guide

FORCS

Table of Contents

Part I Welcome to OZ Report Viewer 1

Part II Viewer Installation and Running 3

1 ActiveX Viewer ... 4
System Requirements ... 4
Viewer Installation ... 4
Viewer Installation Direction File ... 6
Viewer Installation Parameter ... 11
Running Viewer ... 15
Embedded Viewer in other program ... 17
Embedded in Visual Basic .NET ... 18
Embedded in C# .NET ... 22
2 HTML5 Viewer ... 28
HTML5JS Viewer ... 28
System Requirements ... 28
Running Viewer ... 29
HTML5SVG Viewer ... 35
System Requirements ... 35
Running Viewer ... 36
Customizing execution options ... 42
3 Android Viewer ... 47
System Requirements ... 47
Running Viewer ... 47
Include Fonts ... 51
4 iOS Viewer ... 53
System Requirements ... 53
Running Viewer ... 53
Include Fonts ... 57
5 WinUWP Viewer ... 60
System Requirements ... 60
Running Viewer - C# ... 60
Running Viewer - C++/CX ... 65

Part III Viewer Parameter 70

1 arrow ... 71
arrow.arrowshape ... 72
arrow.arrowsize ... 72
arrow.arrowtype ... 73
arrow.changeable ... 73
arrow.exportoption ... 73
arrow.linecolor ... 74
arrow.linedash ... 75
arrow.linethickness ... 75
arrow.linetype ... 76
arrow.movable ... 76
arrow.multiscreen_visible_type ... 76
arrow.printable ... 77

Copyright © FORCS Co.,LTD. All rights reserved.

arrow.tooltiptext ... 77
2 bankbook ... 79
bankbook.linethick1 ... 79
bankbook.linethick2 ... 79
3 checkmark ... 81
checkmark.changeable ... 82
checkmark.exportoption ... 82
checkmark.linecolor ... 83
checkmark.linethickness ... 83
checkmark.movable ... 84
checkmark.multiscreen_visible_type ... 84
checkmark.printable ... 85
checkmark.tooltiptext ... 85
4 circle ... 86
circle.bordercolor ... 87
circle.borderthickness ... 87
circle.changeable ... 87
circle.exportoption ... 88
circle.fillcolor ... 89
circle.movable ... 89
circle.multiscreen_visible_type ... 89
circle.printable ... 90
circle.tooltiptext ... 90
circle.transparent ... 91
5 comment ... 92
comment.all ... 94
comment.autohide ... 95
comment.bgcolor ... 95
comment.clear ... 96
comment.colorbuttons ... 96
comment.confirmclear ... 96
comment.drawborder ... 97
comment.drawborder_color ... 97
comment.drawborder_colors ... 98
comment.drawborder_thick ... 98
comment.drawborder_transparency ... 98
comment.eraser ... 99
comment.fillbackground ... 99
comment.fillbackground_color ... 100
comment.fillbackground_colors ... 100
comment.fillbackground_transparency ... 100
comment.hideatinputmode ... 101
comment.highlightpen ... 101
comment.highlightpen_color ... 102
comment.highlightpen_colors ... 102
comment.highlightpen_thick ... 102
comment.highlightpen_transparency ... 103
comment.mode ... 103
comment.only_draw_with_stylus_pen ... 104
comment.pen ... 104
comment.pen_color ... 105
comment.pen_colors ... 105
comment.pen_thick ... 105

Copyright © FORCS Co.,LTD. All rights reserved.

comment.selectedpen ... 106
comment.sizebuttons ... 106
6 connection ... 107
connection.2dbarcodeurl ... 109
connection.args# ... 110
connection.autopageque ... 110
connection.clientcachetype ... 111
connection.clientdmtype ... 112
connection.compresseddatamodule ... 113
connection.compressedForm ... 113
connection.datafromserver ... 114
connection.displayname ... 114
connection.extraparam ... 115
connection.fetchtype ... 115
connection.footerreportname ... 115
connection.formfromserver ... 116
connection.frameworkurl ... 116
connection.headerreportname ... 117
connection.id ... 117
connection.inputjson ... 117
connection.memorypercent ... 118
connection.openfile ... 119
connection.pageque ... 119
connection.pagequebundle ... 120
connection.password ... 120
connection.pcount ... 121
connection.port ... 121
connection.refreshperiod ... 121
connection.reportname ... 122
connection.server ... 122
connection.serverdmtype ... 122
connection.servlet ... 123
connection.usebareserver ... 123
connection.usescheduleddata ... 124
connection.usewinhttp ... 124
7 csv ... 126
csv.addseparator ... 127
csv.charset ... 127
csv.exceptfirstpage ... 128
csv.filename ... 128
csv.maxrowinafile ... 129
csv.pageline ... 129
csv.pagestyle ... 129
csv.pagetitle ... 130
csv.path ... 130
csv.removerange ... 131
csv.removeseparator ... 131
csv.saveastable ... 132
csv.savememo ... 132
csv.separator ... 133
csv.splitmergedcell_at_saveastable ... 133
8 eform ... 135
eform.attachmentbutton_save_info ... 140

Copyright © FORCS Co.,LTD. All rights reserved.

eform.checkbox_type 142
eform.custom_ui 142
eform.dbclick_at_commentmode 143
eform.dbclick_at_guidemode 144
eform.dialog_autoclose_at_itemclick 144
eform.direct_input_highlight_stylejson 145
eform.functionbutton_display_type 146
eform.hidecontrols 146
eform.highlightpen_guide 147
eform.image_inputvalue_jpg_quality 148
eform.image_inputvalue_max_dpi 148
eform.imagepicker_camera_allowzoom 149
eform.imagepicker_camera_dpi 150
eform.imagepicker_camera_facingmode 150
eform.imagepicker_camera_flashmode 150
eform.imagepicker_camera_iconposition 151
eform.imagepicker_camera_prev_next_iconposition 152
eform.imagepicker_camera_show_choose_button 153
eform.imagepicker_camera_show_save_button 154
eform.imagepicker_camera_show_toolbar 155
eform.imagepicker_camera_toolbar_facing 156
eform.imagepicker_camera_toolbar_flash 157
eform.imagepicker_camera_zoom 157
eform.imagepicker_id_info 158
eform.imagepicker_save_editdata 160
eform.input_guide_rule 161
eform.inputcomponent_toolbar_button_json 161
eform.inputeventcommand 162
eform.okbutton_actiontype 163
eform.onvaluechanged_callrule_json 163
eform.placeholder_display_type 164
eform.prev_next_constraint_rule 165
eform.prev_next_required_rule 165
eform.radiobutton_type 166
eform.resourceparam 167
eform.show_prev_next_input 169
eform.showreverthistory 170
eform.signpad_highlightcolor 171
eform.signpad_iconalignment 171
eform.signpad_iconposition 172
eform.signpad_keepbackgroundcolor 173
eform.signpad_only_draw_with_stylus_pen 173
eform.signpad_pen_thickness 174
eform.signpad_prev_next_iconposition 174
eform.signpad_reusablesign_rule 176
eform.signpad_show_draw_erase_button 177
eform.signpad_type 177
eform.signpad_use_pen_pressure 178
eform.signpad_viewtype 179
eform.signpad_zoom 180
eform.textbox_iconalignment 180
eform.textbox_passwordchar 181
eform.textbox_use_highlight 182
eform.togglebutton_type 182

Copyright © FORCS Co.,LTD. All rights reserved.

eform.togglebutton_use_highlight ... 183
eform.use_image_rotation_editor ... 183
eform.usemultiscreen ... 184
eform.voicerecorder_recording_timeout ... 184
9 eform_xml ... 186
eform_xml.filename ... 186
eform_xml.groupbyreport ... 187
eform_xml.path ... 188
10 etcmenu ... 189
etcmenu.about ... 192
etcmenu.addarrow ... 192
etcmenu.addcheckmark ... 192
etcmenu.addcircle ... 193
etcmenu.addline ... 193
etcmenu.addmemo ... 194
etcmenu.addrectangle ... 194
etcmenu.close ... 194
etcmenu.closeall ... 195
etcmenu.copyinputdata_json ... 195
etcmenu.copyinputdata_xml ... 196
etcmenu.edittool ... 197
etcmenu.find ... 197
etcmenu.handtool ... 198
etcmenu.help ... 198
etcmenu.inputparameter ... 198
etcmenu.inversepaper ... 199
etcmenu.multiscreenguide ... 199
etcmenu.open ... 200
etcmenu.ozdhistory ... 200
etcmenu.pagenavigator ... 202
etcmenu.pagesetup ... 203
etcmenu.parameter ... 203
etcmenu.print ... 204
etcmenu.refresh ... 204
etcmenu.save ... 205
etcmenu.savedm ... 205
etcmenu.showconsole ... 206
etcmenu.showpagesorter ... 206
etcmenu.showthumbnail ... 207
etcmenu.showtree ... 207
etcmenu.singlepage_fittoframe ... 207
etcmenu.singlepagecontinuous_fittowidth ... 208
etcmenu.textselecttool ... 208
11 excel ... 210
excel.autofit ... 212
excel.autofitheight ... 213
excel.autofitwidth ... 213
excel.convertedimagedpi ... 214
excel.filename ... 214
excel.freezepanes_column ... 215
excel.freezepanes_row ... 215
excel.insert_horizontal_pagebreaks ... 215
excel.largebundle ... 216

Copyright © FORCS Co.,LTD. All rights reserved.

excel.matchmode ... 217
excel.matchsubmode ... 218
excel.minimum_cellheight ... 218
excel.minimum_cellwidth ... 219
excel.numberformat ... 219
excel.path ... 220
excel.removeblank ... 220
excel.removeoption ... 221
excel.removerange ... 221
excel.removeranges ... 222
excel.savebyhtml ... 222
excel.savedatetype ... 223
excel.savefont ... 223
excel.savefontsize ... 224
excel.savelinkurl ... 224
excel.savememo ... 224
excel.savemode ... 225
excel.savenumbertype ... 225
excel.savetogeneral ... 226
excel.showgridlines ... 227
excel.shrinktofit ... 227
excel.use_default_color_palette ... 228
excel.zoom ... 229

12 export ... 230

export.applyformat ... 233
export.confirmsave ... 234
export.displaynames ... 235
export.displaytargets ... 236
export.donot_export_at_invalid_image ... 236
export.donot_export_at_invalid_script ... 237
export.enablegul_ignorelocale ... 237
export.enablehwp_ignorelocale ... 238
export.executefile ... 238
export.exportbypage ... 239
export.externalmodule ... 239
export.filename ... 240
export.format ... 240
export.hidecontrols ... 241
export.keeplastpath ... 242
export.largebundle ... 243
export.lockcontrols ... 243
export.mode ... 244
export.pagerange ... 244
export.pages ... 245
export.path ... 245
export.savearrow ... 246
export.savebarcode ... 246
export.savechart ... 247
export.savecheckmark ... 247
export.savecircle ... 248
export.savedatamatrixbarcode ... 248
export.savehtml ... 249
export.saveimage ... 249
export.savelabel ... 250

Copyright © FORCS Co.,LTD. All rights reserved.

export.saveline 250
export.savememo 251
export.savemultidoc 251
export.saveonefile 252
export.savepdf417 252
export.saveqrbarcode 253
export.saverect 253
export.showoverwritemessage 254
export.silentexecute 254
export.skip 255
export.target 255
export.uac 256
export.usedialogopt 256
export.useprogressbar 257
export.zip 257
export.zipfilename 258
export.zipfilename_postfix 259
export.zipfilename_prefix 259
export.zippassword 259
export.zippath 260

13 find 261

find.what 261
find.direction 261
find.matchwholeword 262
find.matchcase 262

14 font 264

font.fontname.allowedurl 265
font.fontname.alternativefont 265
font.fontname.name 265
font.fontname.replacefont 266
font.fontname.url 266
font.fontnames 267

15 gif 268

gif.filename 268
gif.path 269
gif.savecomment 269
gif.savememo 270
gif.zoom 270

16 global 271

global.address_updatetype 272
global.concatpage 273
global.concatpreview 274
global.concatthumbnail 274
global.continuouspagenumber_at_concatthumbnail 275
global.eachpagenumberatconcatpage 276
global.inheritparameter 276
global.language 277
global.pagesetup_unit 277
global.processorid 277
global.resourcefile 278
global.reusedatamoduletype 281
global.serverloglevel 282
global.showerroronce 282

Copyright © FORCS Co.,LTD. All rights reserved.

global.stopchildwhenerror ... 283
global.timezone ... 283
global.use_pageselection ... 284
global.use_preview_progressbar ... 284
global.useeachprintopt_at_concatpage ... 285
17 gul ... 286
gul.convertedimagedpi ... 286
gul.filename ... 287
gul.path ... 287
gul.saveastable ... 287
gul.savememo ... 288
18 han97 ... 289
han97.convertedimagedpi ... 289
han97.filename ... 290
han97.path ... 290
han97.saveastable ... 290
han97.savelinktoc ... 291
han97.savelinkurl ... 291
han97.savememo ... 292
19 hdm ... 293
hdm.charset ... 293
hdm.extension ... 294
hdm.filename ... 295
hdm.indent ... 295
hdm.maxrowinafile ... 295
hdm.path ... 296
hdm.save_description_as_title ... 296
hdm.separator ... 297
20 hml ... 298
hml.convertedimagedpi ... 299
hml.filename ... 299
hml.keeplabelsize ... 300
hml.orientation ... 300
hml.papersize ... 301
hml.path ... 301
hml.saveastable ... 302
hml.saveasxml ... 302
hml.savelinktoc ... 303
hml.savelinkurl ... 303
hml.savememo ... 304
hml.savetobackground ... 304
hml.savetoheaderfooter ... 305
hml.verttoparagraph ... 305
21 html ... 307
html.charset ... 308
html.convertedimagedpi ... 309
html.filename ... 309
html.fontsize ... 310
html.horizontal ... 310
html.imagepath ... 310
html.imagesrcpath ... 311
html.largebundle ... 311

Copyright © FORCS Co.,LTD. All rights reserved.

html.offsetx ... 312
html.offsety ... 312
html.pagetitle ... 313
html.password ... 313
html.path ... 313
html.savealt ... 314
html.savebypage ... 314
html.savelinktoc ... 315
html.savelinkurl ... 315
html.savememo ... 316
html.templatepath ... 316
html.version ... 318
html.vertical ... 318
22 information ... 320
information.debug ... 320
information.lockconsole ... 321
information.matchparamvalue ... 321
23 jpg ... 323
jpg.filename ... 323
jpg.path ... 324
jpg.quality ... 324
jpg.savecomment ... 325
jpg.savememo ... 325
jpg.zoom ... 326
24 line ... 327
line.changeable ... 328
line.dashtype ... 328
line.exportoption ... 329
line.linecolor ... 330
line.linedash ... 330
line.linethickness ... 331
line.linetype ... 331
line.movable ... 331
line.multiscreen_visible_type ... 332
line.printable ... 332
line.tooltiptext ... 333
25 mail ... 334
mail.attachname ... 335
mail.auth ... 335
mail.bcc ... 336
mail.body ... 336
mail.bodytype ... 336
mail.cc ... 337
mail.from ... 337
mail.id ... 337
mail.mode ... 338
mail.password ... 338
mail.port ... 338
mail.server ... 339
mail.showbodyeditor ... 339
mail.subject ... 339
mail.target ... 339
mail.to ... 340

Copyright © FORCS Co.,LTD. All rights reserved.

26 memo **341**

memo.backgroundalpha 344
memo.bottombordercolor 345
memo.bottomInternalmargin 345
memo.bottomleft_border_radius 346
memo.bottomline 346
memo.bottomlinedash 347
memo.bottomlinedashoffset 347
memo.bottomright_border_radius 348
memo.caption 348
memo.changeable 348
memo.clip 349
memo.editable 349
memo.effect 350
memo.exportoption 350
memo.fillcolor 352
memo.fontcolor 352
memo.fontname 352
memo.fontsize 353
memo.fontstretch 353
memo.fontstyle 354
memo.gradientcolor 354
memo.gradienttype 355
memo.halign 356
memo.leftbordercolor 357
memo.leftInternalmargin 357
memo.leftline 357
memo.leftlinedash 358
memo.leftlinedashoffset 358
memo.movable 359
memo.multiscreen_visible_type 359
memo.printable 360
memo.rightbordercolor 360
memo.rightInternalmargin 361
memo.rightline 361
memo.rightlinedash 361
memo.rightlinedashoffset 362
memo.spacing 362
memo.stretch 363
memo.text_rotation 363
memo.textindent 364
memo.topbordercolor 364
memo.topInternalmargin 365
memo.topleft_border_radius 365
memo.topline 366
memo.toplinedash 366
memo.toplinedashoffset 367
memo.topright_border_radius 367
memo.transparent 367
memo.usegradient 368
memo.valign 369
memo.wordwrap 369
memo.wordwraptype 370
memo.wrapspace 370

Copyright © FORCS Co.,LTD. All rights reserved.

27 mht **372**
mht.convertedimagedpi 373
mht.filename 373
mht.largebundle 373
mht.password 374
mht.path 375
mht.savefont 375
mht.savefontsize 375
mht.savelinkurl 376
mht.savememo 376
mht.templatepath 377
28 multiscreen **380**
multiscreen.autoscroll_when_commented 383
multiscreen.checkbox_type 383
multiscreen.checkbox_use_highlight 384
multiscreen.comment_mode 384
multiscreen.custom_ui 385
multiscreen.extraparam 396
multiscreen.highlightpen_guide 400
multiscreen.ignore_disable_color_inputcomponent 401
multiscreen.inputpad_pos 401
multiscreen.main_disable_types 402
multiscreen.prev_next_page_icon_disable_url 402
multiscreen.prev_next_page_icon_margin 403
multiscreen.prev_next_page_icon_size 403
multiscreen.prev_next_page_icon_url 404
multiscreen.radiobutton_type 404
multiscreen.radiobutton_use_highlight 405
multiscreen.screentype 405
multiscreen.show_prev_next_input 406
multiscreen.show_prev_next_page_icon 406
multiscreen.show_scrollbar 407
multiscreen.showthumbnail 407
multiscreen.signpad_type 408
multiscreen.signpad_viewtype 408
multiscreen.signpad_window_transparency 410
multiscreen.sub_disable_types 410
multiscreen.subscreen_input_highlight_stylejson 411
multiscreen.thumbnail_icon_margin 412
multiscreen.thumbnail_icon_url 412
multiscreen.thumbnail_title 413
multiscreen.thumbnailviewsize 413
multiscreen.togglebutton_type 414
multiscreen.togglebutton_use_highlight 414
multiscreen.viewmode 415
multiscreen.zoom 415
29 odi **416**
odi.odiname.args# 417
odi.odiname.clientdmtype 418
odi.odiname.compresseddatamodule 418
odi.odiname.disconnectcache 419
odi.odiname.fetchtype 419
odi.odiname.frameworkurl 420

Copyright © FORCS Co.,LTD. All rights reserved.

odi.odiname.pcount ... 420
odi.odiname.ozserver.port ... 420
odi.odiname.ozserver.server ... 421
odi.odiname.ozserver.servlet ... 421
odi.odiname.serverdmtype ... 421
odi.odiname.usescheduleddata ... 422
odi.odinames ... 423
30 ozd ... 424
ozd.filename ... 424
ozd.includeedithistory ... 425
ozd.includeedits ... 426
ozd.includeimage ... 426
ozd.memoallowed ... 427
ozd.password ... 427
ozd.path ... 428
ozd.saveall ... 428
31 ozsystem ... 429
ozsystem.location_address ... 429
ozsystem.user_id ... 430
ozsystem.user_name ... 430
32 pdf ... 431
pdf.author ... 433
pdf.changeable ... 434
pdf.contentscopy ... 434
pdf.converted_jpg_quality ... 435
pdf.convertedimagedpi ... 435
pdf.creator ... 436
pdf.custom_metadata_json ... 436
pdf.document_security_encryption_level ... 437
pdf.donot_export_at_invalid_font ... 437
pdf.filename ... 438
pdf.fontembedding ... 438
pdf.fontembedding_prefix ... 439
pdf.fontembedding_subset ... 439
pdf.keyword ... 440
pdf.masterpassword ... 440
pdf.navigationpanes ... 440
pdf.opentopage ... 441
pdf.pagedisplay ... 441
pdf.path ... 442
pdf.printable ... 442
pdf.save_tree_as_bookmark ... 443
pdf.savecharttoimage ... 443
pdf.savecomment ... 444
pdf.savelinktoc ... 444
pdf.savelinkurl ... 445
pdf.savememo ... 445
pdf.subject ... 446
pdf.title ... 446
pdf.userpassword ... 446
33 png ... 448
png.filename ... 448
png.path ... 449

Copyright © FORCS Co.,LTD. All rights reserved.

png.savecomment 449
png.savememo 450
png.zoom 450
34 ppt 451
ppt.convertedimagedpi 452
ppt.filename 452
ppt.path 452
ppt.saveastable 453
ppt.savememo 453
35 print 454
print.adjust 457
print.alldocument 458
print.chart_areafigures_at_grayscale 458
print.close 459
print.collate 459
print.copies 460
print.dividepage 460
print.donot_print_at_invalid_image 461
print.donot_print_at_invalid_script 461
print.duplex 462
print.duplexprintbyreport_at_concatpage 462
print.exclude_printerdrivernames 463
print.externalmodule 463
print.externalmoduleex 464
print.gray 464
print.jobname 465
print.lockfileprint 465
print.lockopt 465
print.mode 466
print.noprintermessage 466
print.once 467
print.orientation 467
print.pageorder 468
print.pageorient 468
print.pagerange 469
print.pages 470
print.pagesinone 471
print.per_page_in_largebundle 471
print.printbypage 472
print.printcomment 472
print.printerdrivername 473
print.printername 473
print.printmemo 474
print.properties 474
print.reports 475
print.scaling 475
print.shownoprinter 476
print.showskipdialog 476
print.size 477
print.skip 477
print.spoolpages 478
print.style 478
print.trayname 479

Copyright © FORCS Co.,LTD. All rights reserved.

print.usedefaultpaper ... 479
print.usedialogopt ... 479
print.useprintercopies ... 480
print.useprinterpaper ... 481
print.useprintstop ... 481
print.useprogressbar ... 482
print.useselectedreport ... 482
36 rectangle ... 484
rectangle.bordercolor ... 485
rectangle.borderthickness ... 485
rectangle.changeable ... 485
rectangle.exportoption ... 486
rectangle.fillcolor ... 487
rectangle.movable ... 487
rectangle.multiscreen_visible_type ... 488
rectangle.printable ... 488
rectangle.roundingvalue ... 489
rectangle.tooltiptext ... 489
rectangle.transparent ... 489
37 repository_agent ... 490
repository_agent.clientcachetype ... 491
repository_agent.local.root_path ... 492
repository_agent.ozserver.port ... 492
repository_agent.ozserver.server ... 493
repository_agent.ozserver.servlet ... 493
repository_agent.pass ... 493
repository_agent.server_baseline_datetime ... 493
repository_agent.try_license_check ... 494
repository_agent.try_usl_check ... 495
repository_agent.type ... 496
repository_agent.user ... 497
repository_agent.usl_parm_args# ... 497
repository_agent.usl_parm_pcount ... 497
repository_agent.webserver.root_path ... 497
38 svg ... 499
svg.convertedimagedpi ... 500
svg.filename ... 500
svg.horizontalpagegap ... 500
svg.path ... 501
svg.savealternativetext ... 501
svg.savecomment ... 502
svg.savelinkurl ... 502
svg.savememo ... 503
svg.savemultipage ... 503
svg.verticalpagegap ... 504
39 text ... 505
text.addseparator ... 506
text.charset ... 506
text.exceptfirstpage ... 507
text.filename ... 507
text.pageline ... 508
text.pagestyle ... 508
text.pagetitle ... 509

Copyright © FORCS Co.,LTD. All rights reserved.

text.path ... 509
text.removerange ... 510
text.removeseparator ... 510
text.saveastable ... 511
text.savememo ... 511
text.separator ... 511
text.splitmergedcell_at_saveastable ... 512
40 tiff ... 514
tiff.dpi ... 515
tiff.encode ... 515
tiff.filename ... 516
tiff.jpg_quality ... 516
tiff.height ... 517
tiff.path ... 517
tiff.savecomment ... 517
tiff.savememo ... 518
tiff.savemultipage ... 518
tiff.sizemode ... 519
tiff.width ... 519
tiff.zoom ... 520
41 toolbar ... 521
toolbar.about ... 526
toolbar.addarrow ... 527
toolbar.addcheckmark ... 527
toolbar.addcircle ... 528
toolbar.addimage ... 528
toolbar.addline ... 529
toolbar.addmemo ... 529
toolbar.addrectangle ... 530
toolbar.autohide ... 530
toolbar.bgcolor ... 530
toolbar.cell ... 531
toolbar.close ... 531
toolbar.closeall ... 532
toolbar.csv ... 532
toolbar.currentpage ... 533
toolbar.doc ... 533
toolbar.edittool ... 533
toolbar.etc ... 534
toolbar.exit ... 534
toolbar.file ... 535
toolbar.find ... 535
toolbar.finds ... 536
toolbar.first ... 536
toolbar.gif ... 537
toolbar.gul ... 537
toolbar.handtool ... 538
toolbar.help ... 538
toolbar.hml ... 538
toolbar.html ... 539
toolbar.iconheight ... 539
toolbar.iconposition ... 540
toolbar.iconwidth ... 540

Copyright © FORCS Co.,LTD. All rights reserved.

toolbar.inputparameter ... 540
toolbar.inversepaper ... 541
toolbar.jpg ... 542
toolbar.last ... 542
toolbar.mail ... 543
toolbar.mht ... 543
toolbar.multiscreenguide ... 543
toolbar.nxl ... 544
toolbar.open ... 545
toolbar.option ... 545
toolbar.ozd ... 546
toolbar.page ... 546
toolbar.pagecontrol ... 547
toolbar.pagedisplaysize ... 547
toolbar.pagenavigator ... 547
toolbar.pagesetup ... 548
toolbar.parameter ... 548
toolbar.pdf ... 549
toolbar.png ... 549
toolbar.ppt ... 550
toolbar.print ... 550
toolbar.redo ... 551
toolbar.refresh ... 551
toolbar.save ... 552
toolbar.savedm ... 552
toolbar.showpagesorter ... 553
toolbar.showthumbnail ... 553
toolbar.showtree ... 554
toolbar.singlepage_fittoframe ... 554
toolbar.singlepagecontinuous_fittowidth ... 555
toolbar.svg ... 555
toolbar.textselecttool ... 556
toolbar.tiff ... 556
toolbar.totalpage ... 557
toolbar.txt ... 557
toolbar.undo ... 557
toolbar.useseparator ... 558
toolbar.viewmode ... 558
toolbar.xls ... 559
toolbar.xlsx ... 559
toolbar.zoom ... 560
toolbar.zoomin ... 560
toolbar.zoomlist ... 560
toolbar.zoomout ... 561
toolbar.zoomreset ... 561
toolbar.zoomtype ... 562

42 usercomponent ... 563

usercomponent.extraparam ... 563

43 viewer ... 564

viewer.addmarginleft ... 573
viewer.addmargintop ... 574
viewer.allowmultiframe ... 574
viewer.antialiasing ... 575

Copyright © FORCS Co.,LTD. All rights reserved.

viewer.autoadjustmargin 575
viewer.autohidethumbnail 576
viewer.autohidetree 576
viewer.bankbookprintcommand 576
viewer.bgcolor 577
viewer.bgimage 577
viewer.childcount 577
viewer.closeframe 578
viewer.closemessage_json 578
viewer.createreport_doc_index 579
viewer.displaydpi 580
viewer.editmodecolor 580
viewer.emptyframe 581
viewer.enableframeresize 581
viewer.errorcommand 582
viewer.exitcommand 582
viewer.exportcommand 583
viewer.external_functions 583
viewer.external_functions_path 584
viewer.external_replacescript_path 584
viewer.externalmodule 586
viewer.extraparam 586
viewer.focus_doc_index 586
viewer.fontdpi 587
viewer.foregroundimagealign 587
viewer.foregroundimageexportoption 588
viewer.foregroundimageprintable 589
viewer.foregroundimageurl 590
viewer.foregroundimagevisible 590
viewer.frameheight 591
viewer.frameicon 591
viewer.frameshowmode 591
viewer.frametitle 592
viewer.frametitleconcat 592
viewer.framewidth 593
viewer.framex 593
viewer.framey 593
viewer.getinformation 594
viewer.id 594
viewer.ignore_disable_color_inputcomponent 595
viewer.imageprogressbar_imagepath 595
viewer.isframe 596
viewer.ismultidocassub 596
viewer.keepreportmargin 597
viewer.killprocess 597
viewer.largebundle 598
viewer.linkcommand 598
viewer.mailcommand 599
viewer.marginbottom 599
viewer.marginleft 599
viewer.marginright 600
viewer.margintop 600
viewer.maxzoom 601
viewer.minzoom 601

Copyright © FORCS Co.,LTD. All rights reserved.

viewer.mode 602
viewer.monitor_number 602
viewer.movepage 603
viewer.namespace 603
viewer.offsetstartpage 603
viewer.offsettotalpage 604
viewer.ozcommandurl 604
viewer.ozresource_language 606
viewer.ozscript_dateopr_silent 606
viewer.ozscript_stropr_silent 607
viewer.pagebindcommandinterval 607
viewer.pagechangecommand 608
viewer.pagedisplay 608
viewer.pagehorizontalalignment 609
viewer.pagenavigate_by_prev_next 609
viewer.pagenavigate_by_scroll 610
viewer.pageselection_option 610
viewer.pagesorterzoom 611
viewer.pageverticalalignment 611
viewer.paper_orientation 612
viewer.parentid 612
viewer.pointuptoclabel 613
viewer.postcommand 613
viewer.previewstop 614
viewer.printcommand 614
viewer.progresscommand 614
viewer.reportchangecommand 615
viewer.restore_previouszoom_doubletap 615
viewer.screentool 616
viewer.scrolltotop_at_pagemoved 617
viewer.showcontinuouspagegap 617
viewer.showerrormessage 618
viewer.showpagemargin 618
viewer.showtab 619
viewer.showthumbnail 619
viewer.showtree 620
viewer.smartframesize 620
viewer.thumbnail_allowclose 621
viewer.thumbnail_pagenumber_align 621
viewer.thumbnail_pagenumber_text 622
viewer.thumbnail_usepopupmenu 622
viewer.thumbnailsection_allowclose 623
viewer.thumbnailsection_fontcolor 623
viewer.thumbnailsection_fontname 624
viewer.thumbnailsection_fontsize 624
viewer.thumbnailsection_fontstyle 625
viewer.thumbnailsection_makerule 625
viewer.thumbnailsection_showclosebutton 626
viewer.thumbnailsection_title 627
viewer.thumbnailviewsize 627
viewer.totalparam 627
viewer.totalparamseparator 628
viewer.treeviewsize 628
viewer.treeviewtitle 629

Copyright © FORCS Co.,LTD. All rights reserved.

viewer.use_undo_redo ... 629
viewer.useeditmode ... 630
viewer.useimageprogressbar ... 630
viewer.useinborder ... 631
viewer.usemenubar ... 631
viewer.useoutborder ... 632
viewer.useprogressbar ... 632
viewer.useractioncommand ... 632
viewer.userdefined_format_json ... 633
viewer.usesaveasaudiomenu ... 633
viewer.usesaveasimagemenu ... 634
viewer.usescrollbounce ... 634
viewer.usestatusbar ... 635
viewer.usetextselectmenu ... 635
viewer.usetoolbar ... 636
viewer.viewmode ... 636
viewer.zoom ... 637
viewer.zoombydoubletap_printsize ... 638
viewer.zoombymouse ... 638

44 word ... 640

word.convertedimagedpi ... 641
word.filename ... 641
word.headerfooter_options ... 642
word.movewithtext ... 642
word.path ... 643
word.saveastable ... 643
word.saveasxml ... 644
word.savelinktoc ... 644
word.savelinkurl ... 645
word.savememo ... 645
word.savetoheaderfooter ... 646
word.tablerowheight ... 646
word.text_wrapping_style ... 647

45 xlsx ... 648

xlsx.autofit ... 650
xlsx.autofitheight ... 651
xlsx.autofitwidth ... 651
xlsx.bgimage_path ... 652
xlsx.convertedimagedpi ... 652
xlsx.filename ... 653
xlsx.freezepanes_column ... 653
xlsx.freezepanes_row ... 654
xlsx.insert_horizontal_pagebreaks ... 654
xlsx.largebundle ... 654
xlsx.matchmode ... 655
xlsx.matchsubmode ... 656
xlsx.minimum_cellheight ... 657
xlsx.minimum_cellwidth ... 657
xlsx.modifypassword ... 658
xlsx.modifypassword_username ... 658
xlsx.numberformat ... 658
xlsx.openpassword ... 659
xlsx.path ... 659

Copyright © FORCS Co.,LTD. All rights reserved.

xlsx.removeblank ... 660
xlsx.removeoption ... 660
xlsx.removerange ... 661
xlsx.removeranges ... 661
xlsx.savedatetype ... 662
xlsx.savefont ... 662
xlsx.savefontsize ... 663
xlsx.savelinkurl ... 663
xlsx.savememo ... 664
xlsx.savemode ... 664
xlsx.savenumbertype ... 665
xlsx.savetogeneral ... 665
xlsx.showgridlines ... 666
xlsx.shrinktofit ... 666
xlsx.zoom ... 667

Part IV Viewer Function 668

1 CreateReport ... 670
Example - ActiveX Viewer ... 670
Example - HTML5 Viewer ... 671
Example - Android Viewer ... 673
Example - iOS Viewer ... 674
Example - WinUWP Viewer ... 675
2 CreateReportEx ... 678
Example - ActiveX Viewer ... 678
Example - HTML5 Viewer ... 680
Example - Android Viewer ... 682
Example - iOS Viewer ... 682
Example - WinUWP Viewer ... 684
3 GetGlobal ... 686
Example - ActiveX Viewer ... 686
Example - HTML5 Viewer ... 687
Example - Android Viewer ... 689
Example - iOS Viewer ... 690
Example - WinUWP Viewer ... 691
4 GetInformation ... 693
Commands ... 693
COMMENT ... 694
DATA_INFO ... 695
DISPLAYNAME ... 696
INPUT_CHECK_VALIDITY ... 697
INPUT_JSON ... 699
INPUT_TRIGGER_CLICK ... 700
INPUT_XML ... 701
INVALID_INFO_JSON ... 702
MEMO_JSON ... 702
MEMO_XML ... 704
ODIPARAM ... 705
OZFORMPARAM ... 706
PAGE ... 706
REPORT ... 707
ZOOM ... 708

Copyright © FORCS Co.,LTD. All rights reserved.

Example - ActiveX Viewer ... 708
Example - HTML5 Viewer ... 709
Example - Android Viewer ... 711
Example - iOS Viewer ... 712
Example - WinUWP Viewer ... 713
5 GetMemoryStreamByExport ... 715
Example - Android Viewer ... 715
Example - iOS Viewer ... 716
Example - WinUWP Viewer ... 717
6 GetPaperHeight ... 719
Example - ActiveX Viewer ... 719
Example - HTML5 Viewer ... 720
Example - Android Viewer ... 722
Example - iOS Viewer ... 723
Example - WinUWP Viewer ... 724
7 GetPaperWidth ... 726
Example - ActiveX Viewer ... 726
Example - HTML5 Viewer ... 727
Example - Android Viewer ... 729
Example - iOS Viewer ... 730
Example - WinUWP Viewer ... 731
8 GetTitle ... 733
Example - ActiveX Viewer ... 733
Example - HTML5 Viewer ... 734
Example - Android Viewer ... 736
Example - iOS Viewer ... 736
Example - WinUWP Viewer ... 738
9 PingOZServer ... 740
Example - ActiveX Viewer ... 740
Example - Android Viewer ... 741
Example - iOS Viewer ... 742
Example - WinUWP Viewer ... 743
10 ReBind ... 746
Example - ActiveX Viewer ... 747
Example - HTML5 Viewer ... 748
Example - Android Viewer ... 750
Example - iOS Viewer ... 750
Example - WinUWP Viewer ... 751
11 Script ... 753
Commands ... 753
Commands (A-B) ... 754
Commands (C) ... 755
Commands (D-F) ... 757
Commands (H-N) ... 760
Commands (O-R) ... 762
Commands (S) ... 764
Commands (T-Z) ... 768
Example - ActiveX Viewer ... 770
Example - HTML5 Viewer ... 771
Example - Android Viewer ... 773
Example - iOS Viewer ... 774
Example - WinUWP Viewer ... 775

Copyright © FORCS Co.,LTD. All rights reserved.

12 ScriptEx 777
Example - ActiveX Viewer 778
Example - HTML5 Viewer 779
Example - Android Viewer 781
Example - iOS Viewer 781
Example - WinUWP Viewer 782
13 SetChartStyle 785
Example - ActiveX Viewer 785
Example - HTML5 Viewer 786
Example - Android Viewer 788
Example - iOS Viewer 789
Example - WinUWP Viewer 790
14 SetGlobal 792
Example - ActiveX Viewer 792
Example - HTML5 Viewer 793
Example - Android Viewer 795
Example - iOS Viewer 796
Example - WinUWP Viewer 797
15 SetOptions 799
Example - HTML5 Viewer 800
16 TriggerExternalEvent 803
Example - ActiveX Viewer 803
Example - HTML5 Viewer 805
Example - Android Viewer 807
Example - iOS Viewer 808
Example - WinUWP Viewer 810
17 TriggerExternalEventByDocIndex 815
Example - ActiveX Viewer 815
Example - HTML5 Viewer 817
Example - Android Viewer 819
Example - iOS Viewer 820
Example - WinUWP Viewer 822
18 TriggerLocationUpdated 827
Example - ActiveX Viewer 828
Example - Android Viewer 830
Example - iOS Viewer 831
Example - WinUWP Viewer 832
19 TriggerLocationUpdatedByDocIndex 835
Example - ActiveX Viewer 836
Example - Android Viewer 838
Example - iOS Viewer 839
Example - WinUWP Viewer 840

Part V Viewer Event 843

1 OZBankBookPrintCommand 845
Example - ActiveX Viewer 845
Example - HTML5 Viewer 846
Example - Android Viewer 848
Example - iOS Viewer 849
Example - WinUWP Viewer 851

Copyright © FORCS Co.,LTD. All rights reserved.

2 OZCommand 855
Example - ActiveX Viewer 856
Example - HTML5 Viewer 857
Example - Android Viewer 859
Example - iOS Viewer 860
Example - WinUWP Viewer 861
3 OZEFormInputEventCommand 865
Example - ActiveX Viewer 865
Example - HTML5 Viewer 867
Example - Android Viewer 869
Example - iOS Viewer 870
Example - WinRT Viewer 872
4 OZErrorCommand 876
Example - ActiveX Viewer 876
Example - HTML5 Viewer 877
Example - Android Viewer 879
Example - iOS Viewer 881
Example - WinUWP Viewer 882
5 OZExitCommand 886
Example - ActiveX Viewer 886
6 OZExportCommand 888
Example - ActiveX Viewer 888
Example - HTML5 Viewer 890
Example - Android Viewer 892
Example - iOS Viewer 893
Example - WinUWP Viewer 894
7 OZExportMemoryStreamCallBack 898
Example - ActiveX Viewer 898
Example - HTML5 Viewer 900
Example - Android Viewer 902
Example - iOS Viewer 903
Example - WinUWP Viewer 905
8 OZLinkCommand 910
Example - ActiveX Viewer 910
Example - HTML5 Viewer 911
Example - Android Viewer 913
Example - iOS Viewer 915
Example - WinUWP Viewer 916
9 OZMailCommand 920
Example - ActiveX Viewer 920
Example - Android Viewer 921
Example - iOS Viewer 923
Example - WinUWP Viewer 924
10 OZPageBindCommand 928
Example - ActiveX Viewer 928
Example - HTML5 Viewer 929
Example - Android Viewer 931
Example - iOS Viewer 932
Example - WinUWP Viewer 934
11 OZPageChangeCommand 938

Copyright © FORCS Co.,LTD. All rights reserved.

Example - ActiveX Viewer ... 938
Example - HTML5 Viewer ... 939
Example - Android Viewer ... 941
Example - iOS Viewer ... 942
Example - WinUWP Viewer ... 944
12 OZPostCommand ... 948
Example - ActiveX Viewer ... 948
Example - HTML5 Viewer ... 949
Example - Android Viewer ... 951
Example - iOS Viewer ... 952
Example - WinUWP Viewer ... 954
13 OZPrintCommand ... 958
Example - ActiveX Viewer ... 959
Example - HTML5 Viewer ... 960
Example - Android Viewer ... 962
Example - iOS Viewer ... 964
Example - WinUWP Viewer ... 965
14 OZProgressCommand ... 969
Example - ActiveX Viewer ... 969
Example - HTML5 Viewer ... 970
Example - Android Viewer ... 972
Example - iOS Viewer ... 973
Example - WinUWP Viewer ... 975
15 OZReportChangeCommand ... 979
Example - ActiveX Viewer ... 979
Example - HTML5 Viewer ... 980
Example - Android Viewer ... 982
Example - iOS Viewer ... 983
Example - WinUWP Viewer ... 985
16 OZUserActionCommand ... 989
OZUserActionCommand Type ... 989
AddArrow ... 989
AddCheckMark ... 990
AddCircle ... 991
AddImage ... 991
AddLine ... 992
AddMemo ... 993
AddRectangle ... 994
BankbookPrint ... 994
Binding ... 995
ChangeComp ... 995
ChartEditMode ... 999
ClickSubscreenToolbar ... 1000
Close ... 1000
CloseAll ... 1001
CloseByThumbnail ... 1001
CloseByThumbnailSection ... 1002
CommentClear ... 1003
CommentDraw ... 1003
CommentErase ... 1004
CopyInputData ... 1004
CopySelectedText ... 1005

Copyright © FORCS Co.,LTD. All rights reserved.

EditComp 1005
Error 1006
Export 1007
CSV 1009
DOC 1010
GIF 1011
GUL 1012
HML 1012
HTML 1013
HWP 1014
JPG 1015
MHT 1016
OZD 1016
PDF 1017
PNG 1018
PPT 1019
SVG 1020
TEXT 1020
TIF 1021
XLS 1022
XLSX 1024
Find 1026
HideReport 1027
InversePaper 1027
Link 1028
Mail 1031
MakeTemplate 1032
MoveComp 1033
MovePage 1034
MoveReport 1034
MultiPrint 1035
Open 1036
PageSetup 1037
Parameter 1038
Print 1038
PrintableComp 1040
Refresh 1041
RemoveComp 1042
RequestAddress 1042
RequestCustomSearchInfo 1043
RequestData 1044
RequestForm 1044
ReusableSign 1045
SaveAsAudio 1046
SaveAsImage 1046
ScreenTool 1047
ScrollReport 1047
ScrollToCenter_at_CommentMode 1048
ScrollToCenter_at_GuideMode 1049
SearchParameter 1050
SelectComp 1050
ShowReport 1051
Toc 1052
Tree 1052

Copyright © FORCS Co.,LTD. All rights reserved.

Zoom 1053
Example - ActiveX Viewer 1053
Example - HTML5 Viewer 1055
Example - Android Viewer 1057
Example - iOS Viewer 1058
Example - WinUWP Viewer 1059
17 OZUserEvent 1063
Example - ActiveX Viewer 1063
Example - HTML5 Viewer 1064
Example - Android Viewer 1066
Example - iOS Viewer 1067
Example - WinUWP Viewer 1068
Part VI Viewer Dialog Box 1072
1 Save Dialog Box 1073
Default Options Dialog Box 1074
OZD Save Option Dialog Box 1077
PDF Save Option Dialog Box 1078
Excel Save Option Dialog Box 1079
Word Save Option Dialog Box 1084
PowerPoint Save Option Dialog Box 1085
HTML Save Option Dialog Box 1086
CSV/Text Save Option Dialog Box 1088
JPG Save Option Dialog Box 1091
PNG Save Option Dialog Box 1092
GIF Save Option Dialog Box 1092
TIFF Save Option Dialog Box 1093
SVG Save Option Dialog Box 1094
HWP Save Option Dialog Box 1095
HML Save Option Dialog Box 1097
MHT Save Option Dialog Box 1098
GUL Save Option Dialog Box 1099
HDM Save Option Dialog Box 1099
2 Print Dialog Box 1101
Print Option Dialog Box 1103
3 Page Setup Dialog Box 1106
Part VII Reference 1107
1 Language and Country Code 1108
2 TimeZone Code 1109
Index 0

Copyright © FORCS Co.,LTD. All rights reserved.

Welcome to OZ Report Viewer

OZ Viewer is a viewer for OZ report that supports the previewing of the report being created and allows the printing of the report.

OZ Viewer provides functions for editing the contents of the report and saves the report on the view in different types of formats such as MS Word, MS Powerpoint, MS Excel, PDF, TIFF, HTML, etc. It also offers a function for changing the attributes of the report and features for advanced printing options including printing in enlarged/reduced size and as handouts.

OZ Viewer can view the report in different environments without restrictions on the operating system and browser. OZ Viewer supports various types. The supported types are ActiveX, HTML5, Android, iOS, and WinUWP.

This help describes how to install and use OZ Viewer, and explains how to use the parameters, functions, events and dialogs.

Prior Knowledge

This help is for developers. Developers need prior knowledge of the following.

[ActiveX Viewer]

- Basic knowledge of WAS (Web Application Server)
- Intermediate knowledge of Web pages written in HTML, JSP, ASP, etc.

[HTML5 Viewer]

- Basic knowledge of WAS (Web Application Server)

Copyright © FORCS Co.,LTD. All rights reserved.

- Intermediate knowledge of Web pages written in HTML, JSP, ASP, etc.

[Android Viewer]

- Basic knowledge of WAS (Web Application Server)
- Eclipse intermediate knowledge

[iOS Viewer]

- Basic knowledge of WAS (Web Application Server)
- Xcode intermediate knowledge

[WinRT Viewer]

- Basic knowledge of WAS (Web Application Server)
- C# or C++/CX intermediate knowledge

Copyright © FORCS Co.,LTD. All rights reserved.

Viewer Installation and Running

This chapter describes how to install and run the OZ Viewer.

Copyright © FORCS Co.,LTD. All rights reserved.

ActiveX Viewer

ActiveX viewer installation and update operations are performed by ZTransferX.

In order to let the viewer on the user computer to be updated to a new version for new functions or bug patches, copy the viewer installation files to a folder on the web server. And user application should be designed to auto-run a web page that performs the installation of ZTransferX Control as well as the viewer itself.

System Requirements - ActiveX Viewer

- Internet Explorer 8.0 or later that supports the ActiveX Control is installed on Windows XP or later

Viewer Installation - ActiveX Viewer

Copy the viewer installation files to a folder on the web server. And add viewer parameters on a web page to install ZTransferX Control and OZ Viewer.

Copyright © FORCS Co.,LTD. All rights reserved.

Copy the viewer installation files to a folder on the web server

Copy the viewer installation files to a specific folder on the web server.

Add viewer parameters on a webpage to install OZ Viewer

Add viewer parameters on a web page to install ZTransferX and OZ Viewer.

Install ZTransferX and update OZ Viewer on the client computer.

This section explains Internet Explorer. Otherwise, refer to rv_install_bind.html and ztransferx_browers.js provided with Viewer patch files.

Add viewer parameters to install ZTransferX as below:

```
...
<object id = "ZTransferX" classid = "CLSID:C7C7225A-9476-47AC-B0B0-
FF3B79D55E67" width = "0" height = "0" codebase =
"http://127.0.0.1:8080/ozrviewer/ZTransferX_2,2,5,1.cab#version=2,2,5,1">
... Add Viewer installation parameter ...
</object>
...
```

The id is ZTransferX object ID and the classid is ZTransferX class ID. Set the width and height of ZTransferX to zero because it’s not needed to show on the screen. Set codebase to the ZTransferX download URL. And set the version to the ZTransferX version.

Add viewer parameters to install OZ Viewer as below:

Copyright © FORCS Co.,LTD. All rights reserved.

```
...
<param name = "download.server" value = "http://127.0.0.1/ozrviewer/">
<param name = "download.port" value = "8080">
<param name = "download.instruction" value = "ozrviewer.idf">
<param name = "install.base" value = "<PROGRAMS>/Forcs">
<param name = "install.namespace" value = "custom_namespace">
...
```

Set download.server to the Viewer installation path, download.port to the Server port number, download.instruction to the Viewer installation information file name, install.base to a basic viewer installation path on the client computer, install.namespace to a namespace.

Viewer Installation Direction File - ActiveX Viewer

It is a file that contains installation information of each module and library file of OZ ActiveX Viewer. OZ Transfer Control compares contents of IDF file stored in the local system with IDF.

The file name of Viewer Installation Direction File is "ozrviewer.idf".

IDF file structure

Copyright © FORCS Co.,LTD. All rights reserved.

IDF file contains different sections that each module and library files of OZ Viewer are grouped into. IDF file defines the version, file name and installation path of each module and file.

The file to install in each section is represented as an Entry, which has a unique Entry Version. The entry of the section that appears first is installed first as well.

Basically, lines starting with [;] are considered as comments.

Header Parameter

Header sets ActiveX Viewer installation options such as IDF file version, version check, update option, stop install option, error messages etc. Sets parameters as follows.

version

The updated version of current IDF file, which indicates Root Version of IDF file.

formatversion

When install in the format version of IDF file, installation proceeds as contents of published install files. User doesn't need to change it, and if the format of IDF file is changed, the version is changed and installed.

checkrootversion

Sets whether to check RootVersion. If set to true, check the version parameter first, and check and update each entryversion parameter in the case of upper version. If set to false, regardless of version parameter, compare each entryversion parameter and update if only it is the upper version. The default value is false.

stoponerror

Defines whether to continue or discontinue the installation process when an error occurs during the installation of specific file. If set to true, stop the installation. If set to false, ignore the file that occurs the problem and continue installation. The default value is false.

msgonerror

Copyright © FORCS Co.,LTD. All rights reserved.

Define whether to show error messages or not when errors occurred. If set to true, display error messages. If set to false, do not display error messages. The default value is false.

assureall

Sets update options of the file. If set to true, update all files. If set to false, if failed to update, update the rest files that are not updated. The default value is false.

messagefile

Sets message files that contain explanations for each section. Message file is used to display the installation process of each module when Viewer is installed in the system. To distinguish message files for each country, real file name is set to "ParameterValue_languagecode_countrycode.message". If messagefile parameter value is "ozrviewer.message" and languagecode is "en" and countrycode is "us", message file name is set to "ozrviewer_en_us.message".

Body Parameter

Body is consisted of sections containing information of files to be installed. Each section includes Entry information as follows, and defines only necessary information for each file.

[Section Name]

Each section starts with "[Section name]". Section name is generally defined as the title of a module. Section name should be unique. If there is duplicated section name, it would be applied to the latest setting value.

entryversion

Defines the Entry version of each file to be installed.

file

Defines the name of file to be installed.

compress

Copyright © FORCS Co.,LTD. All rights reserved.

Defines compression format if the file to be installed is compressed. Currently only zip file format is supported. If the file is compressed, decompress the file first and install.

destdir

Defines the directory in the local system to install the file in. Comma (,) as the separator, if you can list multiple paths to set. You can use the following reserved words when you set the path.

- <THIS> : combined path install.base and install.namespace, Viewer installation default path
- <PROGRAMS> : Windows Program Files path
- <SYSTEM> : Windows System path
- <FONTS> : Windows Fonts path
- <IE> : Internet Explorer installation path

AutoRunEnable

Defines whether to use auto link function when a file is extended. If set to true, use the auto link function. If set to false, do not use the auto link function.

AutoRunExtension

Defines the extension type of the file that is connected.

AutoRunFileName

Defines program name when the file contains an extension that is set in AutoRunExtension runs.

entry

Defines real module name if the file to be installed is an executable file or performs commands by itself. When the file is not compressed, it's named the same as the file name, in other cases, it is named the same as the name of a file that executes a command among original files.

command

Copyright © FORCS Co.,LTD. All rights reserved.

If the file to be installed is an executable entry parameter, it defines commands to be performed after installation. The available commands are listed below.

- RegisterServer : Registered in the Registry
- UnRegisterServer : Unregistered in the Registry
- Execute : Automatically run
- ExecuteAtDownload : Automatically run only if the file has been updated
- Delete : Delete file

clsid

Sets the class ID for the file to be registered.

param

Defines parameters to be passed when executing the command set in the command parameter.

SleepAfterExecute

Sets the waiting time to wait for the execution of ZTransfer during user-designated time after executing the module set in the entry parameter. This parameter can be used when the command option value of IDF file is set to "Execute, ExecuteAtDownload". If the program execution has been finished before the designated time in the "SleepAfterExecute" parameter, the pause of the execution of ZTransfer is finished and executed promptly. If set to 0, do not wait. If set to 1, wait until the process is finished. If set to a value greater than 1, wait for the designated time(Unit : ms). The default value is 0.

comparefile

Defines file name that can be compared with the file name in the client system if the file already exists.

compareoption

Check whether the file name that can be compared with the file name set in comparefile exists. If the file exists, do not copy the file. If set to exist, do not copy and install if the file

Copyright © FORCS Co.,LTD. All rights reserved.

already exists. If set to a value that does not exist, copy and install even though the file already exists. The default value is exist.

destOS

Sets whether or not to install the file according to the OS type of user PC that the viewer is installed. If installed to a specific OS and its lower version set "-OS Name" format, and if installed to a specific OS and its upper version set "OS Name-". For example, to install from the version of Windows 7 including the lower version, it is set to "-6.1" and to install from the version of Windows 7 including the upper version, it is set to "6.1-". For the OS version number, please refer to the following URL. https://msdn.microsoft.com/en-us/library/windows/desktop/ms724832(v=vs.85).aspx

shortcutfilename

Defines the file name for registering as a shortcut. Filename should follow the relative path that is defined in the destdir parameter.

shortcutdisplayname

Create a shortcut on the wallpaper and set the name of the shortcut.

startprogramname

Set the directory and name for the startup menu in Windows.

shortcuticonname

Defines icon file on wallpaper.

Viewer Installation Parameter - ActiveX Viewer

Copyright © FORCS Co.,LTD. All rights reserved.

To install the Viewer, you must set the value of download.server, download.port, download.instruction, install.base and install.namespace.

download.server

Sets the location of the web server that holds Viewer files to install.

download.port

Sets Port number of web server that holds Viewer files to install.

download.instruction

Sets Viewer installation direction file name.

download.instructionURL

Sets the path and file name of the Viewer installation direction file name about product installation at the same time. If Viewer installation zip files and Viewer installation direction file(IDF file) are located in the same directory, don't need to set the "download.instructionURL" parameter. So, in the case of Viewer installation zip files and IDF files are located in the different directories, edit values of the "download.instructionURL" parameter. If both "download.instructionURL" and "download.instruction" are set, "download.instructionURL" has higher priority. So, when installing Viewer, need to refer to IDF file in "download.instructionURL" first. But, the IDF file to be saved in the Local PC has a name that is set in "download.instruction". If parameter value isn't set in "download.instruction", name of IDF file would be IDF file name in "download.instructionURL".

download.quiet

Sets to not display error messages even though an error occurs while installing the viewer. If set to true, do not display error messages. If set to false, display error messages. The default value is false.

Copyright © FORCS Co.,LTD. All rights reserved.

install.base

Sets the base directory name which will be installed in the user PC. The directory path is set to full or specific system directory. You can use the following reserved words when you set the path.

- <PROGRAMS> : Windows Program Files path
- <SYSTEM> : Windows System path
- <FONTS> : Windows Fonts path

install.namespace

Sets namespace sets a unique directory name of administrator or enterprise who publish Viewer. In order to install and run OZ Viewer not in the same directory where OZ Viewers from other sites are installed, set unique name that doesn't duplicate with the namespace of other sites.

install.registernamespace

Sets whether to register namespace in the registry. The default value is true.

install.registonly

Sets whether to register specific files in the registry without updating IDF or Viewer files in the local. This function is applied only if the 'install.registonly' parameter value is set to "true", command is RegisterServer, and entryversion, clsid, and destdir are all set.

install.useuac

Sets whether to use UAC(User Account Control) in Windows Vista or later. The default value is true. If this parameter is set to "false", some folders and registry access are not allowed. Therefore, please set the parameter value to true.

useprogress

Copyright © FORCS Co.,LTD. All rights reserved.

Sets whether or not to display the progress of ActiveX Viewer installation. The default value is true.

imageurl

Sets the image path which will be displayed in the image window of the Viewer installation window.

messagetitle

Sets the title of the Viewer installation window.

installendcommand

Sets whether to occur ZTInstallEndCommand event. The default value is true.

Note

The ZTInstallEndCommand(string arg1, string arg2) event occurs in the following cases.

- Occurs when the Viewer files are installed
- Occurs when comparing IDF file without installing the Viewer files
- Occurs when registering specific files in the registry without installing the Viewer files(install.registonly=true)
- Occurs when an error occurs during the installation of Viewer files

maxconnect

Sets the maximum number simultaneous log-ins to the OZ server. It is set to prevent standing by of the viewer which occurs when simultaneous log-ins to the server are increased. The value set is registered in the registry, and the value of this parameter cannot be smaller than that in the registry. If OS is Windows Vista or higher version, a standard user who is not authorized by the administrator can't set this function.

minconnecttimeout

Copyright © FORCS Co.,LTD. All rights reserved.

Sets the minimum Timeout that linked to the web server from Internet Explorer. Registration in the registry, only if the minconnecttimeout parameter values is greater than the value that is registered in the registry of the user PC and install.registonly parameter value is false. If timeout is changed, it is applied when Internet Explorer is restarted. If OS is Windows Vista or higher version, a standard user who is not authorized by the administrator can't set this function.

minsendtimeout

Sets Timeout sending a request to the web server in Internet Explorer. Registration in the registry, only if the minsendtimeout parameter value is greater than the value that is registered in the registry of the user PC and install.registonly parameter value is false. If timeout is changed, it is applied when Internet Explorer is restarted. If OS is Windows Vista or higher version, a standard user who is not authorized by the administrator can't set this function.

minreceivetimeout

Sets Timeout request from the web server in Internet Explorer. Registration in the registry, only if the minreceivetimeout parameter values are greater than the value that is registered in the registry of the user PC and install.registonly parameter value is false. If timeout is changed, it is applied when Internet Explorer is restarted. If OS is Windows Vista or higher version, a standard user who is not authorized by the administrator can't set this function.

Running Viewer - ActiveX Viewer

Add Viewer parameters to install OZ Server information and report file name.

Copyright © FORCS Co.,LTD. All rights reserved.

Add the viewer parameter to bind a report

Add the viewer parameters to set the information of OZ Server having report files, report file name, Viewer namespace, and other information that are needed to run and bind the report.

This section explains for Internet Explorer. Otherwise, refer to rv_install_bind.html and ozviewer_browers.js provided with the Viewer patch files.

Add the viewer parameters to set run and bind report as below:

```
...
<object id = "OZViewer" classid = "CLSID:0DEF32F8-170F-46f8-B1FF-
4BF7443F5F25" width = "100%" height = "100%">
<param name = "connection.servlet" value = "http://127.0.0.1:8080/oz/server">
<param name = "connection.reportname" value = "category_path/sample.ozr">
<param name = "viewer.isframe" value = "false">
<param name = "viewer.namespace" value = "custom_namespace\\ozviewer">
...
```

The id is Viewer object ID and classid is Viewer class ID. Set the width and height of the viewer window to be embedded in the browser.

Set connection.servlet to the OZ Server path, connection.reportname to the report path and name to be bound, viewer.isframe to Viewer window display style, viewer.namespace to the appropriate viewer installed on the client computer.

Run Viewer

Run a web page from a web browser.

Copyright © FORCS Co.,LTD. All rights reserved.

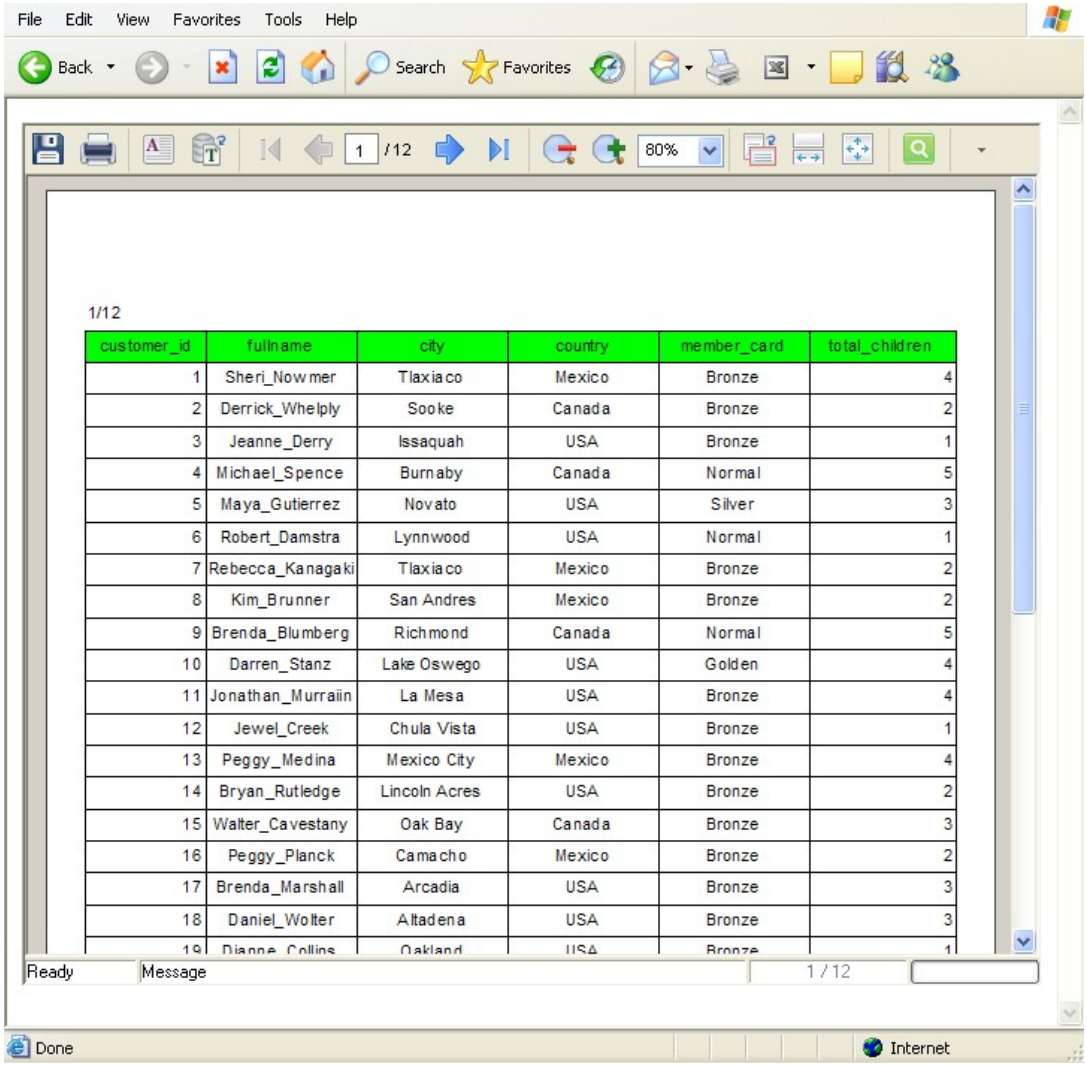

customer_id	fullname	city	country	member_card	total_children
1	Sheri_Nowmer	Tlaxiaco	Mexico	Bronze	4
2	Derrick_Whelply	Sooke	Canada	Bronze	2
3	Jeanne_Derry	Issaquah	USA	Bronze	1
4	Michael_Spence	Burnaby	Canada	Normal	5
5	Maya_Gutierrez	Novato	USA	Silver	3
6	Robert_Damstra	Lynnwood	USA	Normal	1
7	Rebecca_Kanagaki	Tlaxiaco	Mexico	Bronze	2
8	Kim_Brunner	San Andres	Mexico	Bronze	2
9	Brenda_Blumberg	Richmond	Canada	Normal	5
10	Darren_Stanz	Lake Oswego	USA	Golden	4
11	Jonathan_Murraiin	La Mesa	USA	Bronze	4
12	Jewel_Creek	Chula Vista	USA	Bronze	1
13	Peggy_Medina	Mexico City	Mexico	Bronze	4
14	Bryan_Rutledge	Lincoln Acres	USA	Bronze	2
15	Walter_Cavestany	Oak Bay	Canada	Bronze	3
16	Peggy_Planck	Camacho	Mexico	Bronze	2
17	Brenda_Marshall	Arcadia	USA	Bronze	3
18	Daniel_Wolter	Altadena	USA	Bronze	3
19	Dianne_Collins	Oakland	USA	Bronze	1

Embedded Viewer in other program - ActiveX Viewer

Explains a method that embedded OZ ActiveX Viewer in Visual Basic .NET and C# .NET.

Copyright © FORCS Co.,LTD. All rights reserved.

Embedded in Visual Basic .NET - ActiveX Viewer

Add OZ Viewer Module in the components of Visual Basic, and add OZ Viewer Module in the form. Call CreateReport function of OZ Viewer and embedded.

Explains how to embed OZ Viewer in Visual Basic .NET and display the report in the OZ Viewer.

Add OZ Viewer in the component

Click [Project] > [Add Reference] menu in Visual Basic .NET.

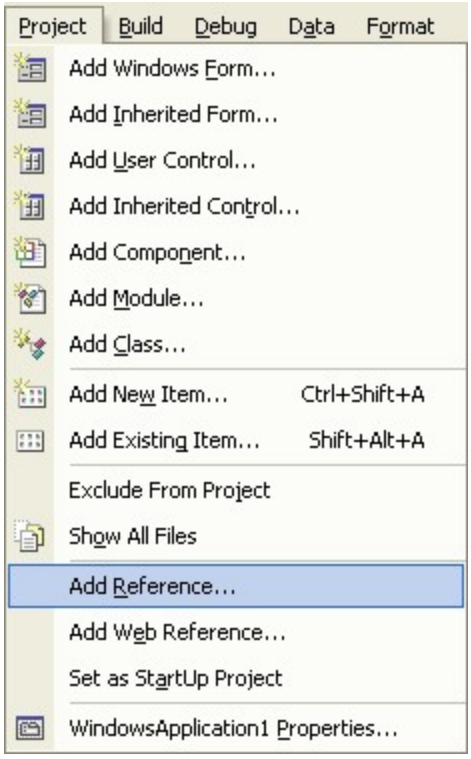

Copyright © FORCS Co.,LTD. All rights reserved.

In the [COM] tab of Add Reference Dialog, add OZ Viewer Module by double-clicking "OZRViewer ActiveX Control module" and clicking the [OK] button.

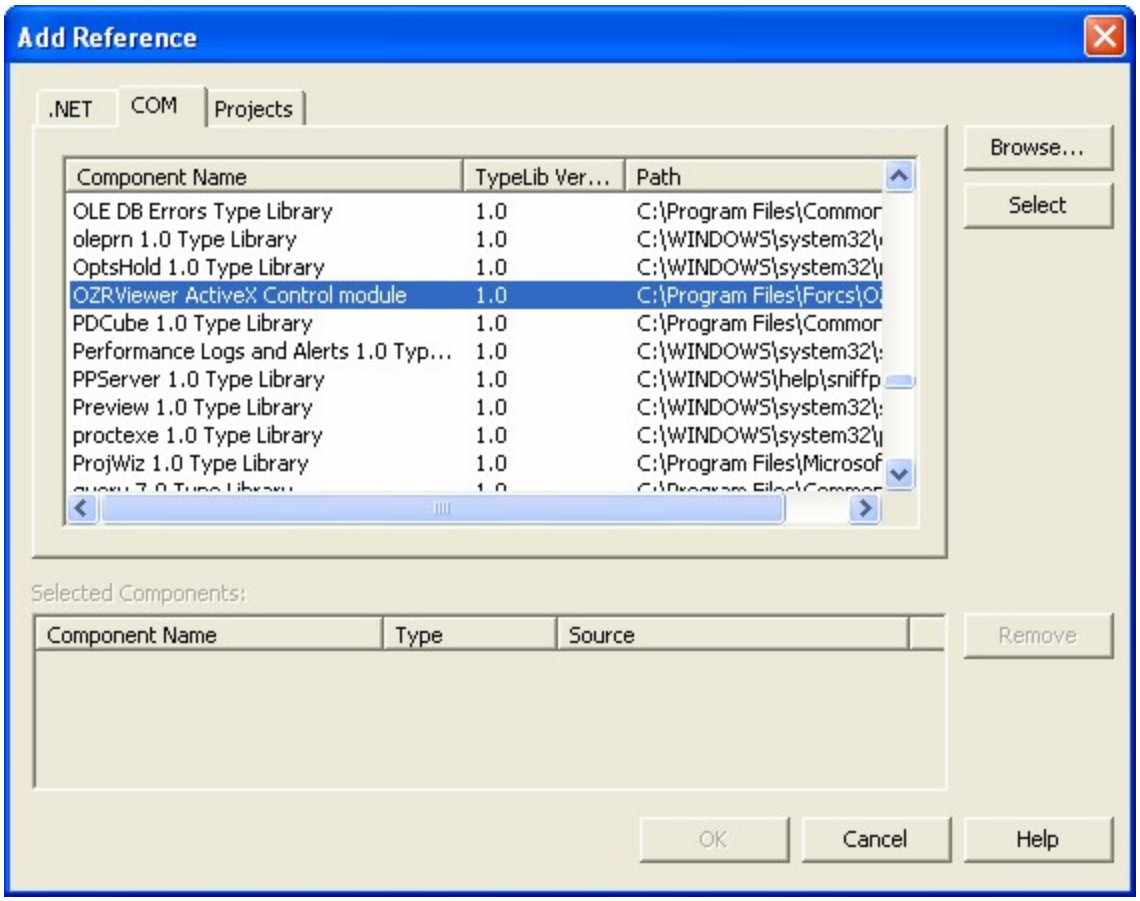

Click [Add/Remove Items] in the pop-up menu appeared when right-clicking on the Components of Toolbox window

Copyright © FORCS Co.,LTD. All rights reserved.

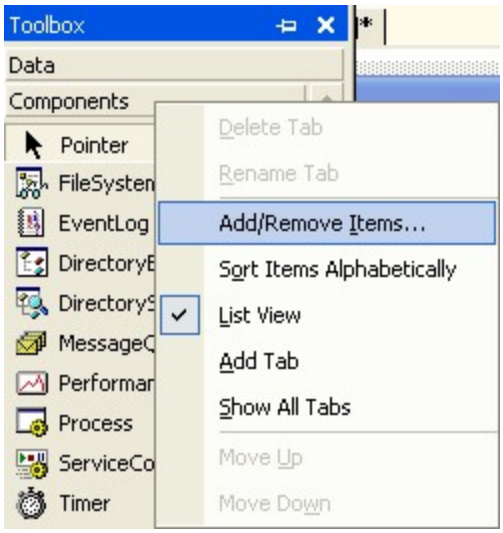

Select the [COM Components] tab in Customize Toolbox Dialog, check the OZ Viewer module "EXOZViewer50 Control" and then click the [OK] button.

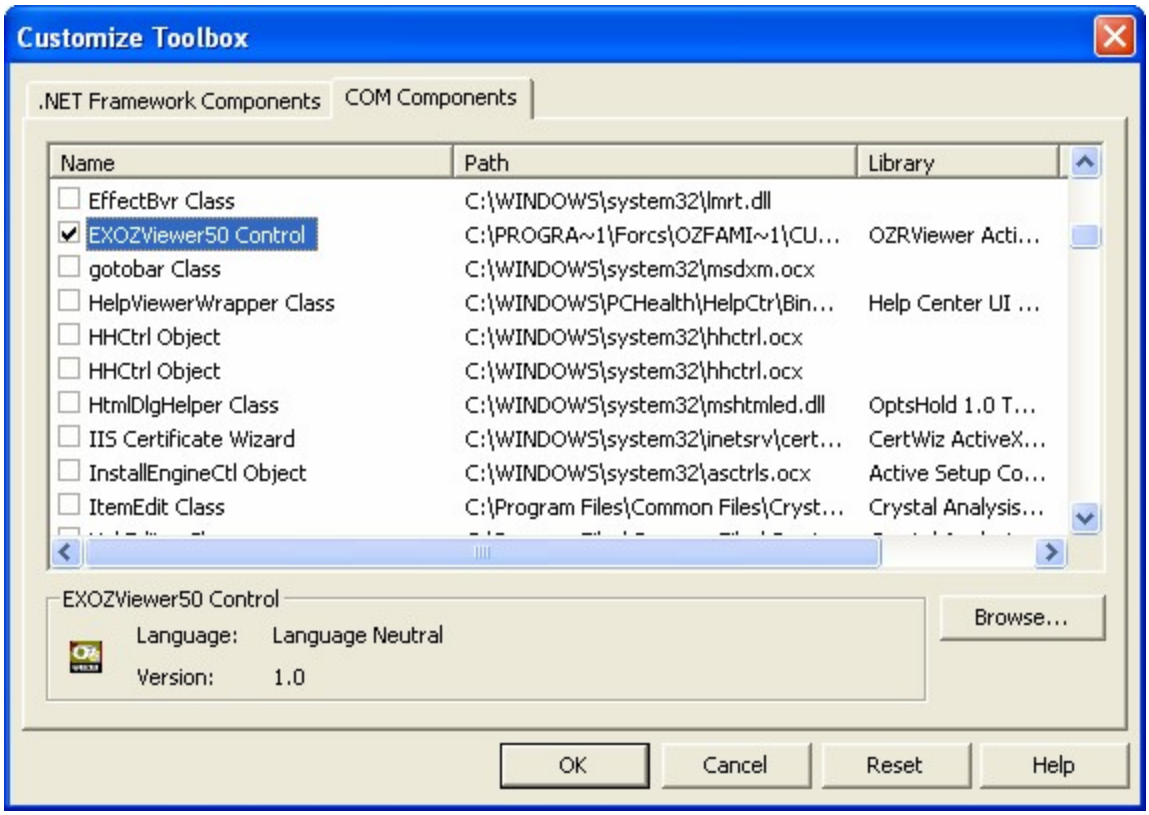

Confirm that OZ Viewer Module is added in "Components".

Copyright © FORCS Co.,LTD. All rights reserved.

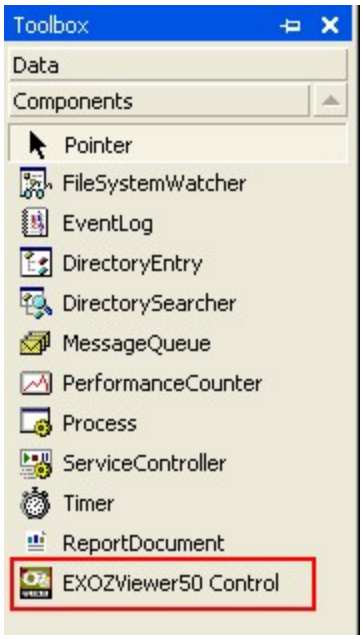

Add OZ Viewer in the form

Add "EXOZViewer50 Control" in the form.

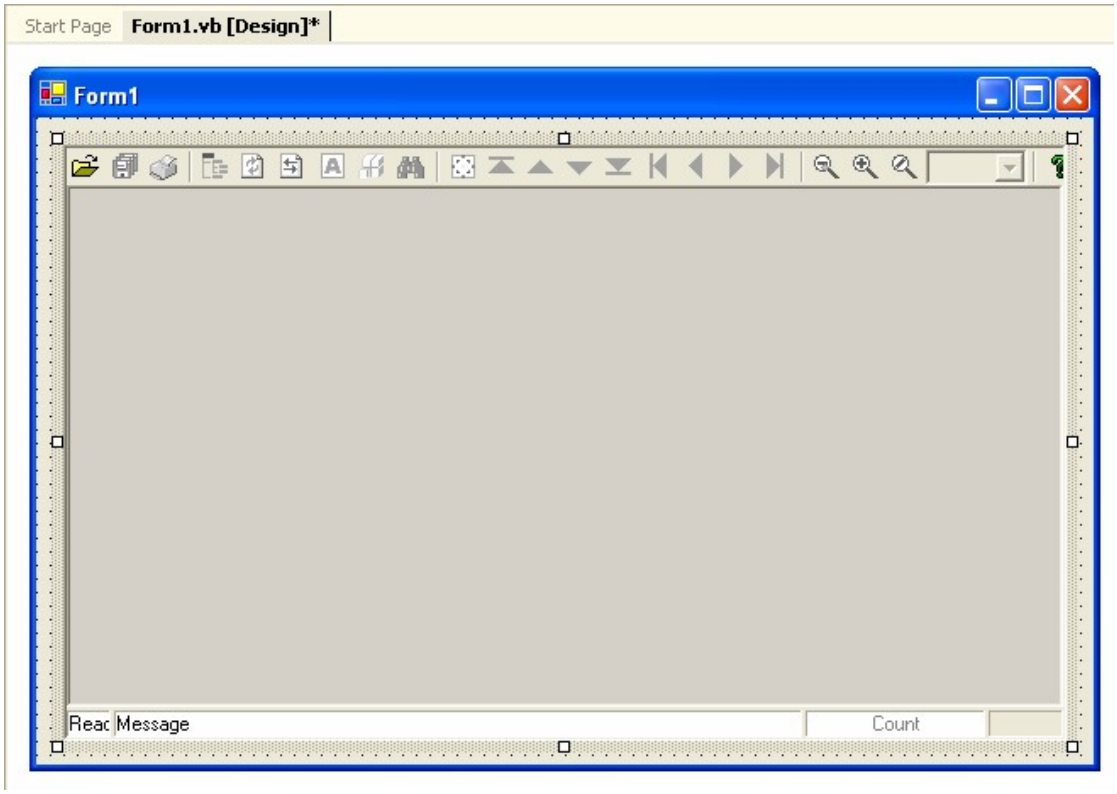

Copyright © FORCS Co.,LTD. All rights reserved.

Enter script

In the script window, by double-clicking the designed form, input the script as below in the "Load" event of "Form1 Events".

```
// AxEXOZViewer301 is EXOZViewer50 Control name that added in the form.
AxEXOZViewer301.CreateReport("connection.servelet=http://127.0.0.1:8080/oz/server" + Chr(10) + "connection.reportname=sample.ozr");
```

Run project

Click [Debug] > [Start] menu, and confirm that OZ Viewer is displayed by embedding.

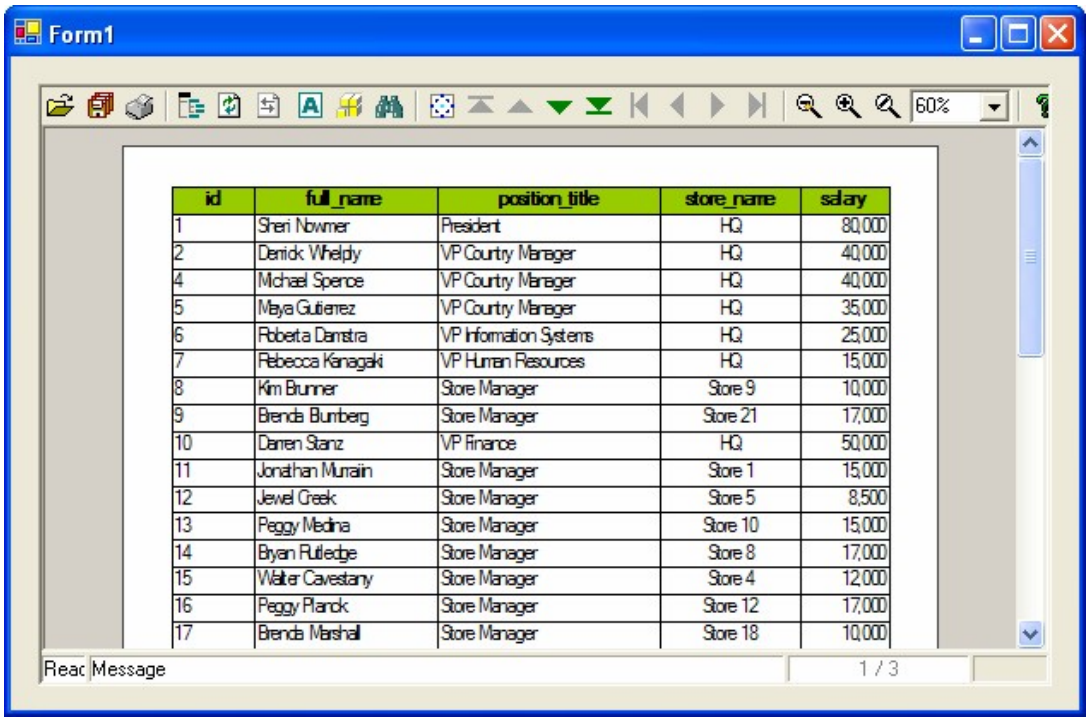

id	full_name	position_title	store_name	salary
1	Sheri Nowmer	President	HQ	80,000
2	Derrick Whelply	VP Country Manager	HQ	40,000
4	Michael Spence	VP Country Manager	HQ	40,000
5	Maya Gutierrez	VP Country Manager	HQ	35,000
6	Roberta Damstra	VP Information Systems	HQ	25,000
7	Rebecca Kanagaki	VP Human Resources	HQ	15,000
8	Kim Brunner	Store Manager	Store 9	10,000
9	Brenda Blumberg	Store Manager	Store 21	17,000
10	Darren Stanz	VP Finance	HQ	50,000
11	Jonathan Murrain	Store Manager	Store 1	15,000
12	Jewel Creek	Store Manager	Store 5	8,500
13	Peggy Medina	Store Manager	Store 10	15,000
14	Bryan Rutledge	Store Manager	Store 8	17,000
15	Walter Cavestany	Store Manager	Store 4	12,000
16	Peggy Planck	Store Manager	Store 12	17,000
17	Brenda Marshall	Store Manager	Store 18	10,000

Embedded in C# .NET - ActiveX Viewer

Copyright © FORCS Co.,LTD. All rights reserved.

Add OZ Viewer Module in the components of C# .NET, and add OZ Viewer Module in the form. Call CreateReport function of OZ Viewer and embedded.

Explains how to embed OZ Viewer in C# .NET and display the report in OZ Viewer.

Add OZ Viewer in the component

Click [Project] > [Add Reference] menu in C# .NET.

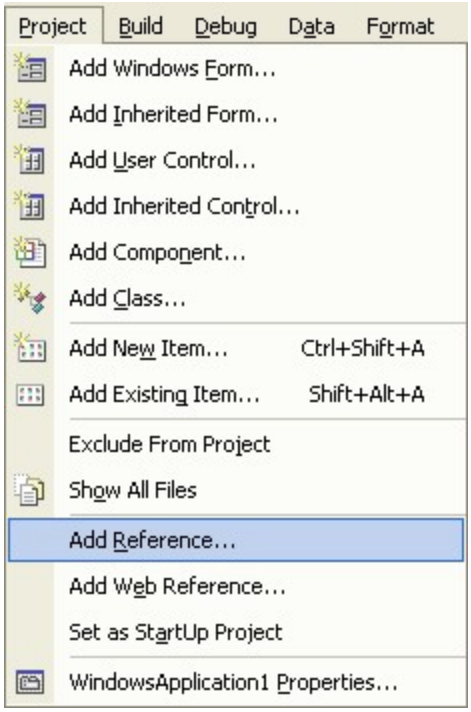

In the [COM] tab of Add Reference Dialog, add OZ Viewer Module by double-clicking "OZRViewer ActiveX Control module" and clicking the [OK] button.

Copyright © FORCS Co.,LTD. All rights reserved.

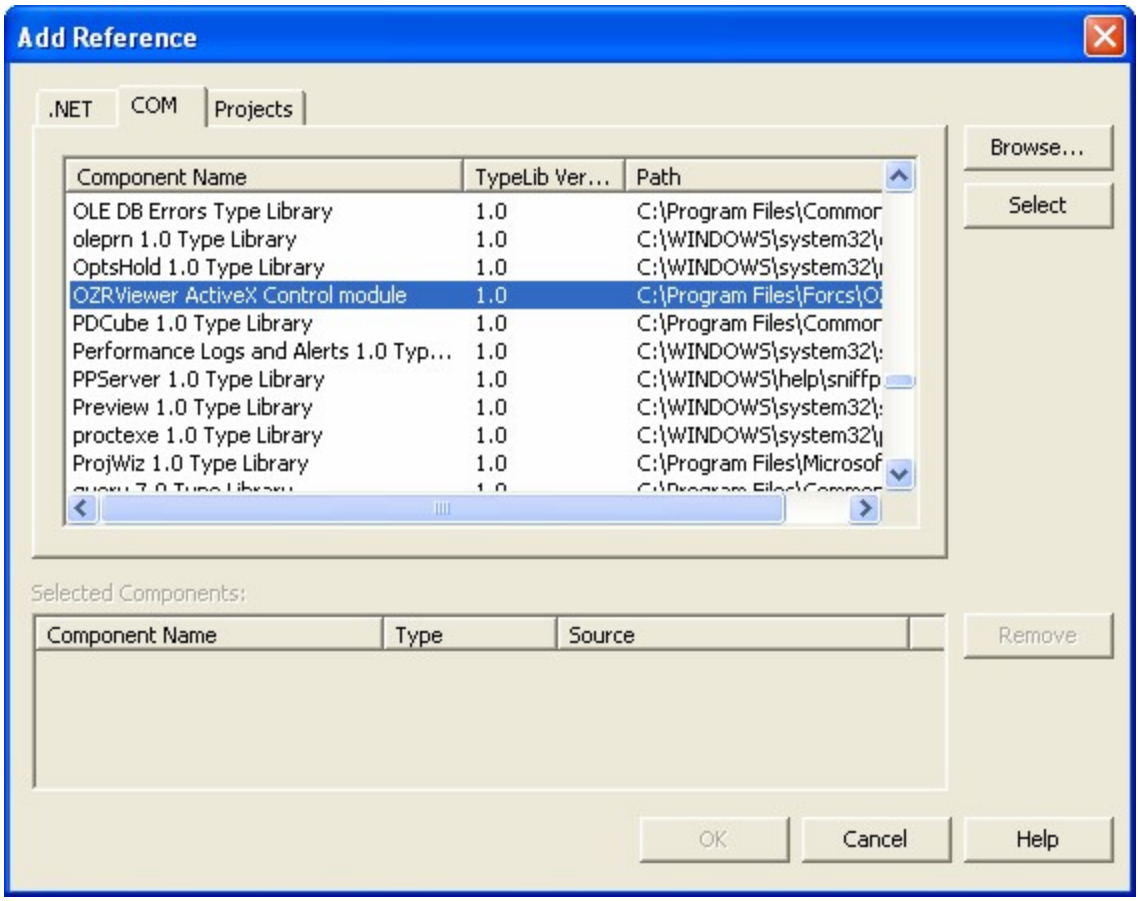

Click [Add/Remove Items] in the pop-up menu appeared when right-clicking on the "Components" in Toolbox window.

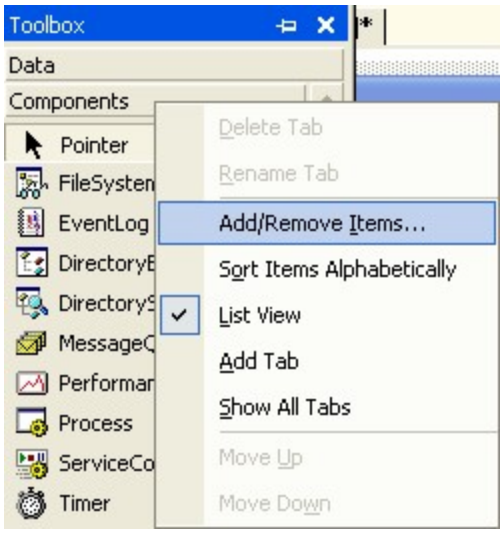

Copyright © FORCS Co.,LTD. All rights reserved.

Select the [COM Components] tab in Customize Toolbox Dialog, check the OZ Viewer module "EXOZViewer50 Control" and then click the [OK] button.

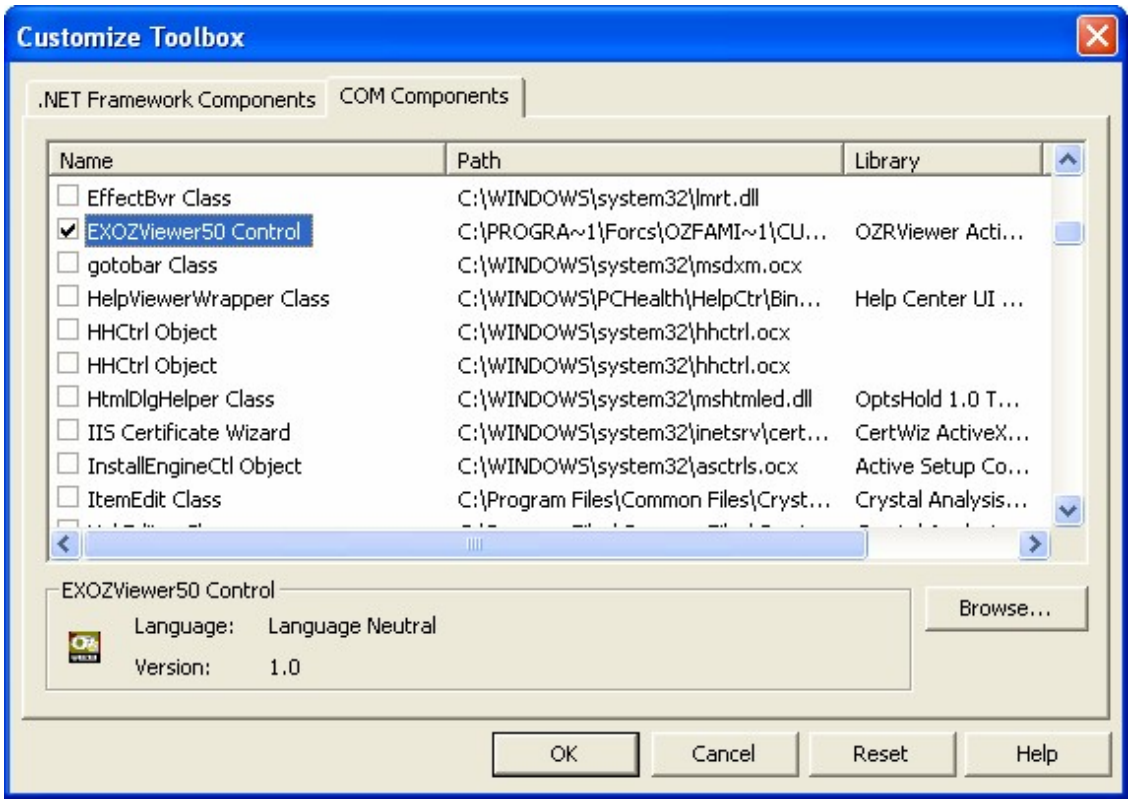

Confirm that OZ Viewer Module is added in "Components".

Copyright © FORCS Co.,LTD. All rights reserved.

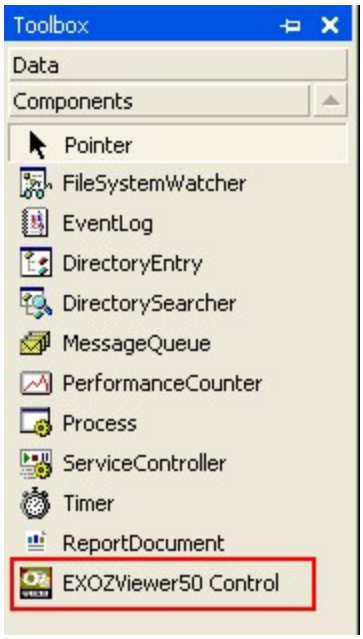

Add OZ Viewer in the form

Add "EXOZViewer50 Control" in the form.

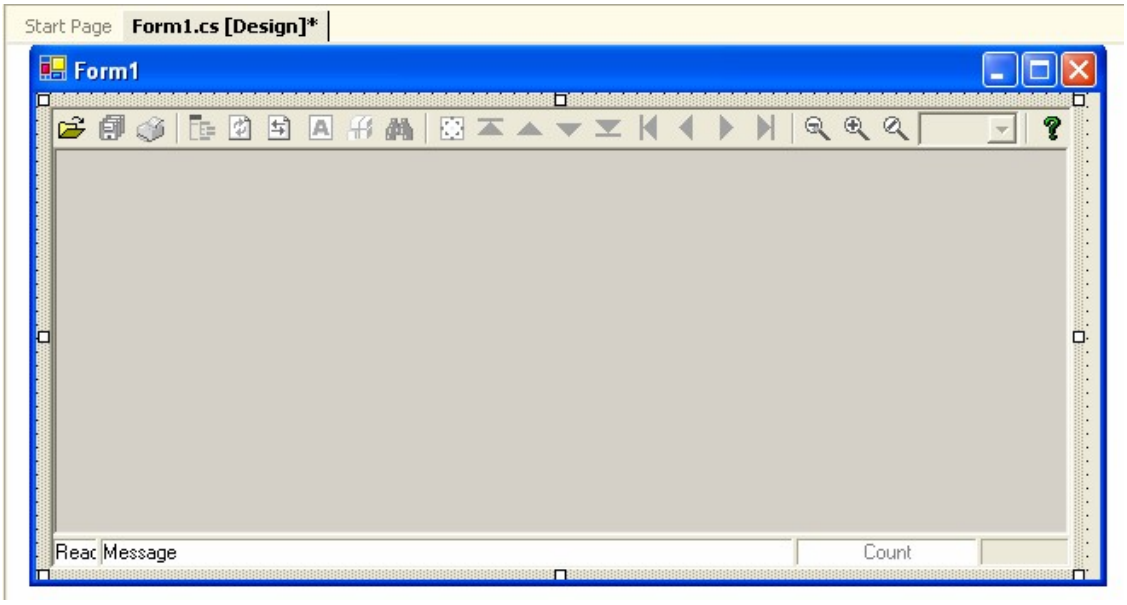

Enter script

In the script window, by double-clicking the designed form, input the script as below in the "Form1_Load(object sender, System.EventArgs e)" event of "WindowsApplication1.Form1".

Copyright © FORCS Co.,LTD. All rights reserved.

```
axEXOZViewer301.CreateReport("connection.server=http://127.0.0.1:8080/oz/server
\nconnection.reportname=sample.ozr");
```

Note

axEXOZViewer301 is EXOZViewer50 Control name that added in the form.

Run project

Click [Debug] > [Start] menu, and confirm that OZ Viewer is displayed by embedding.

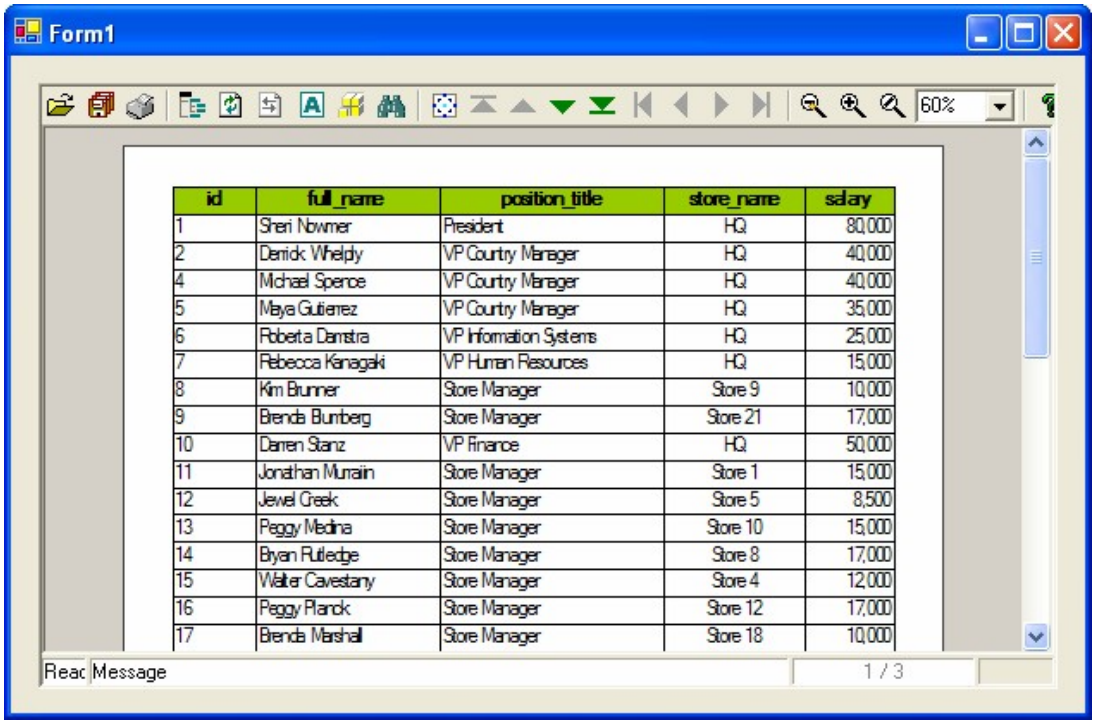

id	full_name	position_title	store_name	salay
1	Sheri Nowmer	President	HQ	80,000
2	Derrick Whelply	VP Country Manager	HQ	40,000
4	Michael Spence	VP Country Manager	HQ	40,000
5	Maya Gutierrez	VP Country Manager	HQ	35,000
6	Roberta Damstra	VP Information Systems	HQ	25,000
7	Rebecca Kanagaki	VP Human Resources	HQ	15,000
8	Kim Brunner	Store Manager	Store 9	10,000
9	Brenda Blumberg	Store Manager	Store 21	17,000
10	Darren Stanz	VP Finance	HQ	50,000
11	Jonathan Murrain	Store Manager	Store 1	15,000
12	Jewel Creek	Store Manager	Store 5	8,500
13	Peggy Medina	Store Manager	Store 10	15,000
14	Bryan Rutledge	Store Manager	Store 8	17,000
15	Walter Cavestany	Store Manager	Store 4	12,000
16	Peggy Planck	Store Manager	Store 12	17,000
17	Brenda Marshall	Store Manager	Store 18	10,000

Copyright © FORCS Co.,LTD. All rights reserved.

HTML5 Viewer

HTML5 Viewer is embedded and executed in HTML5-based web browsers. There are two types of viewers: HTML5JS Viewer and HTML5SVG Viewer.

HTML5JS Viewer renders and generates a report using the HTML5 Canvas, and HTML5SVG Viewer converts each page of the report into an SVG image to generate a report. Use HTML5JS Viewer to generate reports containing input components such as text box and signature, and use HTML5SVG Viewer to generate reports not containing input components.

HTML5JS Viewer

HTML5JS viewer is downloaded in the Temporary Internet Files folder on the client user's computer. It can be removed according to the web browser environment setting when the web browser has closed.

System Requirements - HTML5JS Viewer

Copyright © FORCS Co.,LTD. All rights reserved.

- Web browsers that support the HTML5 standard

Running Viewer - HTML5JS Viewer

Copy the viewer installation files to a folder on the web server. And add viewer parameters on a web page to run the Viewer.

Copy the viewer installation files to a folder on the web server

Copy the viewer installation files to a folder on the web server.

Add viewer parameters to run Viewer and to bind report

Declare a Web page in HTML5 format to run the HTML5JS Viewer.

Next, set the path of Viewer installation files, Viewer ID, OZ Server information, report name, etc.

```
<!DOCTYPE html>
<html style="height:100%">
<head>
<meta http-equiv="X-UA-Compatible" content="IE=edge" />
<script src="http://code.jquery.com/jquery-2.0.3.min.js"></script>
<link rel="stylesheet" href="http://code.jquery.com/ui/1.12.1/themes/base/jquery-ui.css" type="text/css"/>
<script src="http://code.jquery.com/ui/1.12.1/jquery-ui.min.js"></script>
```


Copyright © FORCS Co.,LTD. All rights reserved.

```
<link rel="stylesheet" href="http://127.0.0.1:8080/ozrviewer/ui.dynatree.css"
type="text/css"/>
<script type="text/javascript"
src="http://127.0.0.1:8080/ozrviewer/jquery.dynatree.js" charset="utf-8"></script>
<script type="text/javascript" src="http://127.0.0.1:8080/ozrviewer/OZJSViewer.js"
charset="utf-8"></script>
<!-- If you want to run the HTML5SVG viewer please change the OZJSViewer.js to
OZJSSVGViewer.js.
<script type="text/javascript"
src="http://127.0.0.1:8080/ozrviewer/OZJSSVGViewer.js" charset="utf-8"></script>
-->
<!-- When using a PDF document or attaching a PDF file to a report, please set
compatibility.js and pdf.js to be loaded.
<script type="text/javascript"
src="http://127.0.0.1:8080/ozrviewer/pdf_js/web/compatibility.js" charset="utf-
8"></script>
<script type="text/javascript"
src="http://127.0.0.1:8080/ozrviewer/pdf_js/build/pdf.js" charset="utf-8"></script>
<script type="text/javascript">
   if (typeof PDFJS != "undefined") {
      //cMapUrl must match the path of pdf.js file. If it is different from the default
path, be sure to correct it.
      PDFJS.cMapUrl = "http://127.0.0.1:8080/ozrviewer/pdf_js/web/cmaps/";
      PDFJS.cMapPacked = true;
   }
</script>
```

Copyright © FORCS Co.,LTD. All rights reserved.

```
-->
</head>
<body style="width:98%;height:98%">
<div id="OZViewer" style="width:98%;height:98%"></div>
<script type="text/javascript">
   function SetOZParamters_OZViewer() {
      var oz;
      oz = document.getElementById("OZViewer");
      oz.sendToActionScript("connection.servlet", "http://127.0.0.1:8080/oz/server");
      oz.sendToActionScript("connection.reportname",
"category_path/sample.ozr");
      return true;
   }
   start_ozjs("OZViewer", "http://127.0.0.1:8080/ozrviewer/");
</script>
</body>
</html>
```

Using script src tag, set jquery-2.0.3.min.js, jquery-ui.min.js, jquery.dynatree.js, OZJSViewer.js path. And using link rel tag, set jquery-ui.css, ui.dynatree.css path. And using div tag, set viewer id, width/height of viewer window.

getElementById function sets viewer id, SetOZParamters_ViewerID function sets connection.servlet to OZ server path and connection.reportname to the path and name of a report to bind. start_ozjs function runs viewer.

Run Viewer

Copyright © FORCS Co.,LTD. All rights reserved.

Run the web page and check if the report has been bound.

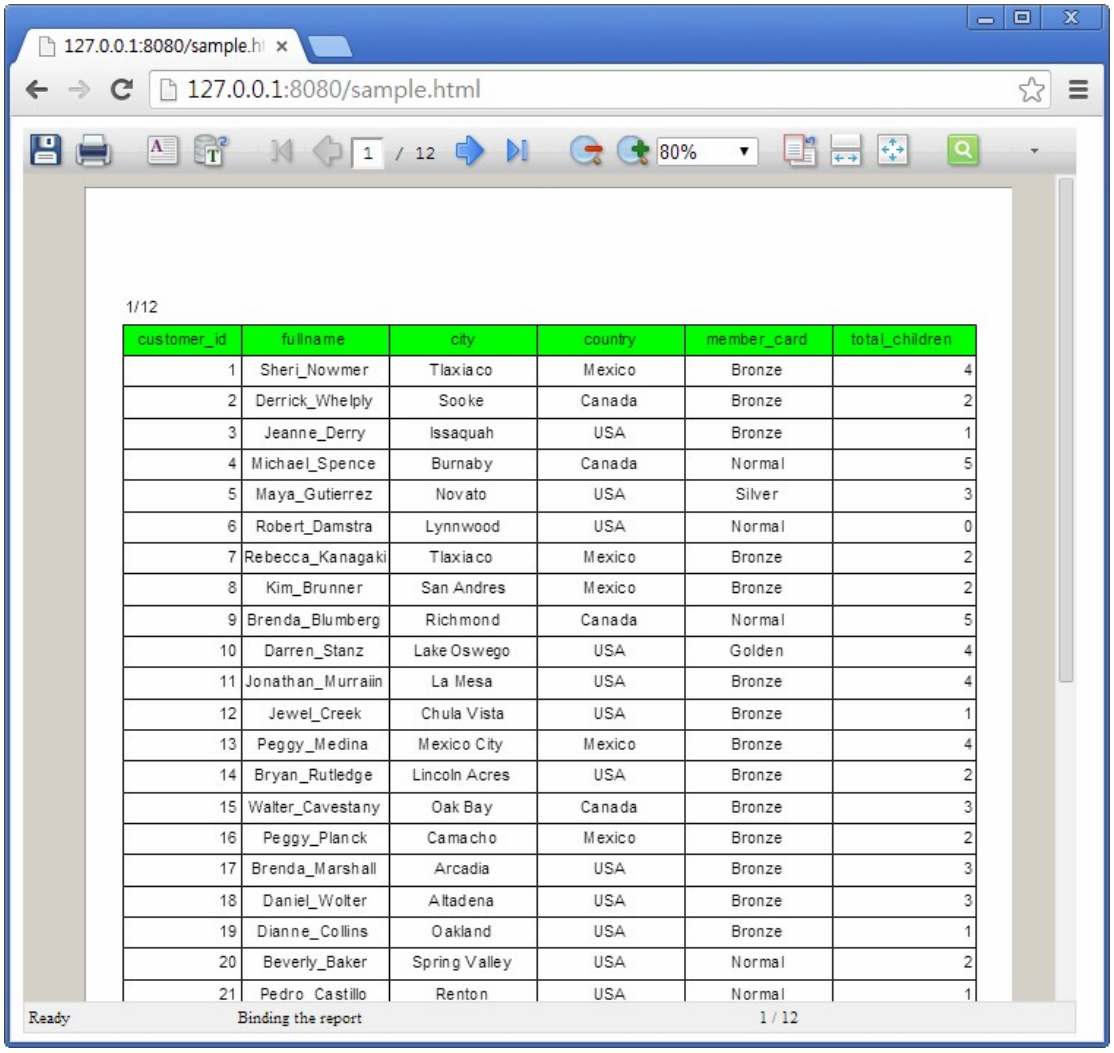

customer_id	fullname	city	country	member_card	total_children
1	Sheri_Nowmer	Tlaxiaco	Mexico	Bronze	4
2	Derrick_Whelply	Sooke	Canada	Bronze	2
3	Jeanne_Derry	Issaquah	USA	Bronze	1
4	Michael_Spence	Burnaby	Canada	Normal	5
5	Maya_Gutierrez	Novato	USA	Silver	3
6	Robert_Damstra	Lynnwood	USA	Normal	0
7	Rebecca_Kanagaki	Tlaxiaco	Mexico	Bronze	2
8	Kim_Brunner	San Andres	Mexico	Bronze	2
9	Brenda_Blumberg	Richmond	Canada	Normal	5
10	Darren_Stanz	Lake Oswego	USA	Golden	4
11	Jonathan_Murraiin	La Mesa	USA	Bronze	4
12	Jewel_Creek	Chula Vista	USA	Bronze	1
13	Peggy_Medina	Mexico City	Mexico	Bronze	4
14	Bryan_Rutledge	Lincoln Acres	USA	Bronze	2
15	Walter_Cavestany	Oak Bay	Canada	Bronze	3
16	Peggy_Planck	Camacho	Mexico	Bronze	2
17	Brenda_Marshall	Arcadia	USA	Bronze	3
18	Daniel_Wolter	Altadena	USA	Bronze	3
19	Dianne_Collins	Oakland	USA	Bronze	1
20	Beverly_Baker	Spring Valley	USA	Normal	2
21	Pedro_Castillo	Renton	USA	Normal	1

To execute HTML5JS Viewer in Mobile UI, please write web page as below.

```
<!DOCTYPE html>
<html style="height:100%">
<head>
<meta http-equiv="X-UA-Compatible" content="IE=edge" />
<meta http-equiv="Content-Type" content="text/html; charset=utf-8"/>
```

Copyright © FORCS Co.,LTD. All rights reserved.

```
<meta name="viewport" content="width=device-width,initial-scale=1,user-scalable=no"/>
<script src="http://code.jquery.com/jquery-2.0.3.min.js"></script>
<link rel="stylesheet" href="http://code.jquery.com/ui/1.12.1/themes/base/jquery-ui.css"/>
<script src="http://code.jquery.com/ui/1.12.1/jquery-ui.js"></script>
<link rel="stylesheet" href="http://code.jquery.com/mobile/1.4.5/jquery.mobile-1.4.5.min.css"/>
<script src="http://code.jquery.com/mobile/1.4.5/jquery.mobile-1.4.5.min.js"></script>
<link rel="stylesheet" type="text/css" href="http://dev.jtsage.com/cdn/simpledialog/latest/jquery.mobile.simpledialog.min.css"/>
<script type="text/javascript" src="http://dev.jtsage.com/cdn/simpledialog/latest/jquery.mobile.simpledialog2.min.js"></script>
<link rel="stylesheet" href="http://127.0.0.1:8080/ozrviewer/ui.dynatree.css" type="text/css"/>
<script type="text/javascript" src="http://127.0.0.1:8080/ozrviewer/jquery.dynatree.js" charset="utf-8"></script>
<script type="text/javascript" src="http://127.0.0.1:8080/ozrviewer/OZJSViewer.js" charset="utf-8"></script>
<!-- If you want to run the HTML5SVG viewer please change the OZJSViewer.js to OZJSSVGViewer.js.
<script type="text/javascript" src="http://127.0.0.1:8080/ozrviewer/OZJSSVGViewer.js" charset="utf-8"></script>
```


Copyright © FORCS Co.,LTD. All rights reserved.

```
-->
<script src="http://127.0.0.1:8080/ozrviewer/jquery.mouseSwipe.js"
type="text/javascript"></script>
<!-- When using a PDF document or attaching a PDF file to a report, please set
compatibility.js and pdf.js to be loaded.
<script type="text/javascript"
src="http://127.0.0.1:8080/ozrviewer/pdf_js/web/compatibility.js" charset="utf-
8"></script>
<script type="text/javascript"
src="http://127.0.0.1:8080/ozrviewer/pdf_js/build/pdf.js" charset="utf-8"></script>
<script type="text/javascript">
   if (typeof PDFJS != "undefined") {
      //cMapUrl must match the path of pdf.js file. If it is different from the default
path, be sure to correct it.
      PDFJS.cMapUrl = "http://127.0.0.1:8080/ozrviewer/pdf_js/web/cmaps/";
      PDFJS.cMapPacked = true;
   }
</script>
-->
</head>
<body style="height:100%">
<div id="OZViewer" style="width:100%;height:100%;overflow:hidden"></div>
<script type="text/javascript">
   function SetOZParamters_OZViewer() {
      var oz;
      oz = document.getElementById("OZViewer");
```

Copyright © FORCS Co.,LTD. All rights reserved.

```
        oz.sendToActionScript("connection.servlet", "http://127.0.0.1:8080/oz/server");
        oz.sendToActionScript("connection.reportname",
"category_path/sample.ozr");
        return true;
    }
    start_ozjs("OZViewer", "http://127.0.0.1:8080/ozrviewer/", true);
</script>
</body>
</html>
```

HTML5SVG Viewer

HTML5SVG viewer is downloaded in the Temporary Internet Files folder on the client user's computer. It can be removed according to the web browser environment setting when the web browser has closed.

To use HTML5SVG viewer, it must be driven with the OZ Scheduler and the OZ Server.

System Requirements - HTML5SVG Viewer

Copyright © FORCS Co.,LTD. All rights reserved.

- Web browsers that support the HTML5 standard and SVG

Running Viewer - HTML5SVG Viewer

Set the OZ Scheduler and OZ Server to be able to interact with the HTML5SVG Viewer and then copy the viewer installation files to a folder on the web server. And add viewer parameters in a web page to run the Viewer.

Set the OZ Scheduler

Confirm the following options are set to html5manager.properties file that is located in the conf folder of OZ Scheduler.(Description of these options, please refer to the OZ Scheduler Administrator's Guide.)

```
RepositoryFileRootPath=%SCH_HOME%/Html5ManagerRepository
DeleteFileTime=20
```

Set the path of html5manager.properties file in the ozscheduler.properties file that is located in the conf folder of OZ Scheduler.

```
...
path.html5manager.file=%SCH_HOME%/conf/html5manager.properties
```

Confirm that json-simple-1.1.1.jar file is located in the lib folder of OZ Scheduler. Set the path of the json-simple-1.1.1.jar file in the scheduler.bat file that is located in the bin folder of OZ Scheduler.

```
...
set OZSchLib=%OZSchLib%;%OZSCHEDULER_HOME%\lib\json-simple-1.1.1.jar
```

Copyright © FORCS Co.,LTD. All rights reserved.

```
echo Loading OZScheduler...

...
```

Restart the server OZ Scheduler, after completing all the settings.

Set the OZ Server

Set the information of OZ Scheduler in the html5manager.properties file that is located in the conf folder of OZ Server. To improve the speed when binding large reports, please set multiple OZ Scheduler using an alias.

```
sch1.html5manager_ip=The first OZ Scheduler IP
sch1.html5manager_port=The first OZ Scheduler port number
sch2.html5manager_ip=The second OZ Scheduler IP
sch2.html5manager_port=The second OZ Scheduler port number
...
```

If you want to use the session key, set the following option in the spmgr.properties file that is located in the conf folder of OZ Server.(Description of these options, please refer to the OZ Enterprise Server Administrator's Guide.)

```
...
svgviewerbind_sessionkey=Session key
```

Set the path of html5manager.properties file in the ozserver.properties file that is located in the classes folder of OZ Server.

```
...
path.html5manager.properties.file=%OZ_HOME%/conf/html5manager.properties
```

Restart the server WAS associated with OZ Server, after completing all the settings.

Copyright © FORCS Co.,LTD. All rights reserved.

Copy the viewer installation files to a folder on the web server

Copy the viewer installation files to a folder on the web server.

Add viewer parameters to run Viewer and to bind report

Declare a Web page in HTML5 format to run the HTML5SVG Viewer.

Next, set the path of Viewer installation files, Viewer ID, OZ Server information, report name, etc.

```
<!DOCTYPE html>
<html style="height:100%">
<head>
<meta http-equiv="X-UA-Compatible" content="IE=edge" />
<script src="http://code.jquery.com/jquery-2.0.3.min.js"></script>
<link rel="stylesheet" href="http://code.jquery.com/ui/1.12.1/themes/base/jquery-ui.css" type="text/css"/>
<script src="http://code.jquery.com/ui/1.12.1/jquery-ui.min.js"></script>
<link rel="stylesheet" href="http://127.0.0.1:8080/ozrviewer/ui.dynatree.css" type="text/css"/>
<script type="text/javascript" src="http://127.0.0.1:8080/ozrviewer/jquery.dynatree.js" charset="utf-8"></script>
<script type="text/javascript" src="http://127.0.0.1:8080/ozrviewer/OZJSSVGViewer.js" charset="utf-8"></script>
</head>
<body style="width:98%;height:98%">
<div id="OZViewer" style="width:98%;height:98%"></div>
```

Copyright © FORCS Co.,LTD. All rights reserved.

```
<script type="text/javascript">
    function SetOZParamters_OZViewer() {
        var oz;
        oz = document.getElementById("OZViewer");
        oz.sendToActionScript("connection.servlet", "http://127.0.0.1:8080/oz/server");
        oz.sendToActionScript("connection.reportname",
"category_path/sample.ozr");
        return true;
    }
    start_ozjs("OZViewer", "http://127.0.0.1:8080/ozrviewer/", true);
</script>
</body>
</html>
```

Using script src tag, set jquery-2.0.3.min.js, jquery-ui.min.js, jquery.dynatree.js, OZJSSVGViewer.js path. And using link rel tag, set jquery-ui.css, ui.dynatree.css path. And using div tag, set viewer id, width/height of viewer window.

getElementById function sets viewer id, SetOZParamters_ViewerID function sets connection.servlet to OZ server path and connection.reportname to the path and name of a report to bind. start_ozjs function runs viewer.

Run Viewer

Run the web page and check if the report has been bound.

Copyright © FORCS Co.,LTD. All rights reserved.

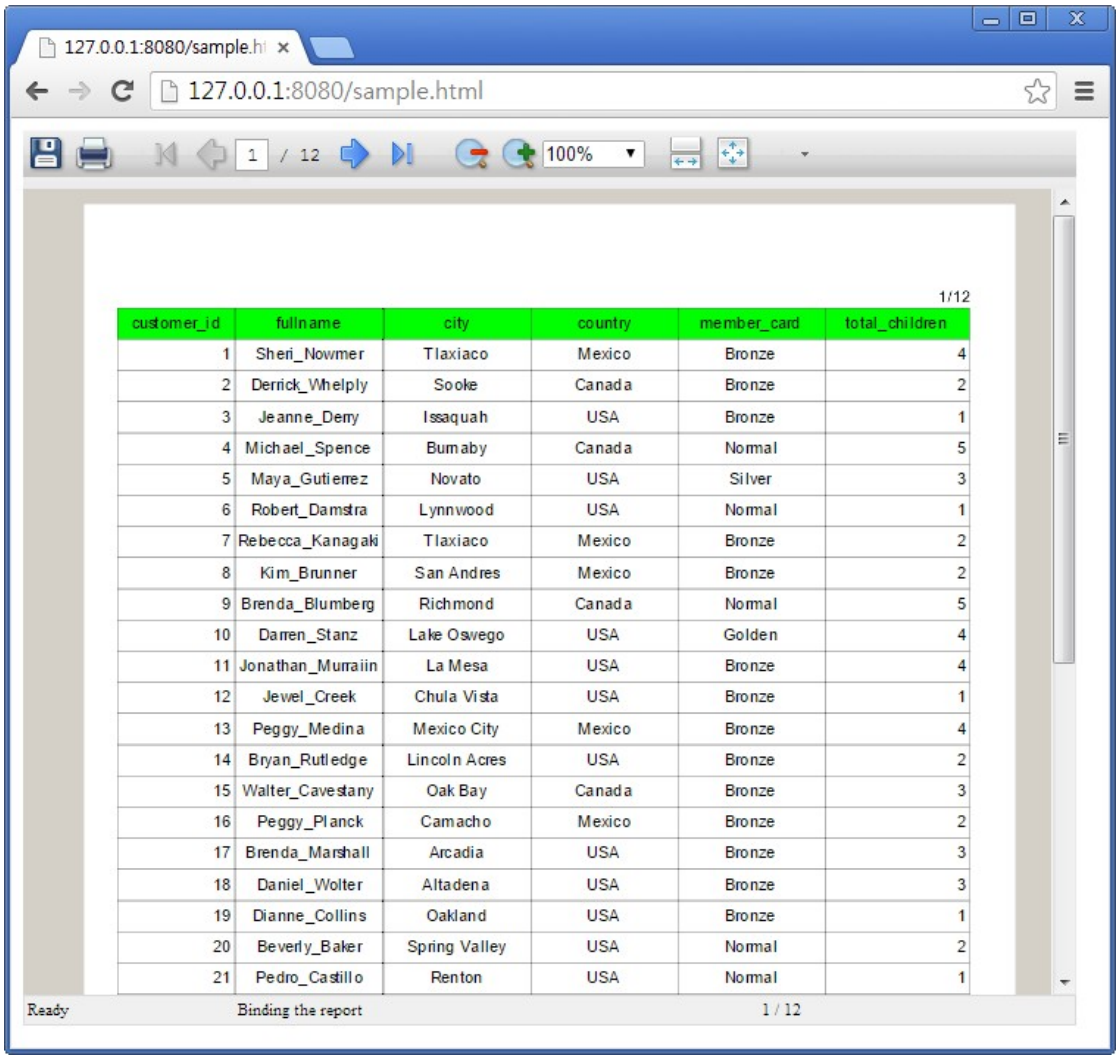

customer_id	fullname	city	country	member_card	total_children
1	Sheri_Nowmer	Tlaxiaco	Mexico	Bronze	4
2	Derrick_Whelply	Sooke	Canada	Bronze	2
3	Jeanne_Derry	Issaquah	USA	Bronze	1
4	Michael_Spence	Burnaby	Canada	Normal	5
5	Maya_Gutierrez	Novato	USA	Silver	3
6	Robert_Damstra	Lynnwood	USA	Normal	1
7	Rebecca_Kanagaki	Tlaxiaco	Mexico	Bronze	2
8	Kim_Brunner	San Andres	Mexico	Bronze	2
9	Brenda_Blumberg	Richmond	Canada	Normal	5
10	Darren_Stanz	Lake Oswego	USA	Golden	4
11	Jonathan_Murraiin	La Mesa	USA	Bronze	4
12	Jewel_Creek	Chula Vista	USA	Bronze	1
13	Peggy_Medina	Mexico City	Mexico	Bronze	4
14	Bryan_Rutledge	Lincoln Acres	USA	Bronze	2
15	Walter_Cavestany	Oak Bay	Canada	Bronze	3
16	Peggy_Planck	Camacho	Mexico	Bronze	2
17	Brenda_Marshall	Arcadia	USA	Bronze	3
18	Daniel_Wolter	Altadena	USA	Bronze	3
19	Dianne_Collins	Oakland	USA	Bronze	1
20	Beverly_Baker	Spring Valley	USA	Normal	2
21	Pedro_Castillo	Renton	USA	Normal	1

To execute HTML5SVG Viewer in Mobile UI, please write web page as below.

```
<!DOCTYPE html>
<html style="height:100%">
<head>
<meta http-equiv="X-UA-Compatible" content="IE=edge" />
<meta http-equiv="Content-Type" content="text/html; charset=utf-8"/>
<meta name="viewport" content="width=device-width,initial-scale=1,user-scalable=no"/>
```

Copyright © FORCS Co.,LTD. All rights reserved.

```
<script src="http://code.jquery.com/jquery-2.0.3.min.js"></script>
<link rel="stylesheet" href="http://code.jquery.com/ui/1.12.1/themes/base/jquery-ui.css"/>
<script src="http://code.jquery.com/ui/1.12.1/jquery-ui.js"></script>
<link rel="stylesheet" href="http://code.jquery.com/mobile/1.4.5/jquery.mobile-1.4.5.min.css"/>
<script src="http://code.jquery.com/mobile/1.4.5/jquery.mobile-1.4.5.min.js"></script>
<link rel="stylesheet" type="text/css" href="http://dev.jtsage.com/cdn/simpledialog/latest/jquery.mobile.simpledialog.min.css"/>
<script type="text/javascript" src="http://dev.jtsage.com/cdn/simpledialog/latest/jquery.mobile.simpledialog2.min.js"></script>
<link rel="stylesheet" href="http://127.0.0.1:8080/ozrviewer/ui.dynatree.css" type="text/css"/>
<script type="text/javascript" src="http://127.0.0.1:8080/ozrviewer/jquery.dynatree.js" charset="utf-8"></script>
<script type="text/javascript" src="http://127.0.0.1:8080/ozrviewer/OZJSSVGViewer.js" charset="utf-8"></script>
<script src="http://127.0.0.1:8080/ozrviewer/jquery.mouseSwipe.js" type="text/javascript"></script>
</head>
<body style="height:100%">
<div id="OZViewer" style="width:100%;height:100%;overflow:hidden"></div>
<script type="text/javascript">
```


Copyright © FORCS Co.,LTD. All rights reserved.

```
    function SetOZParamters_OZViewer() {
        var oz;
        oz = document.getElementById("OZViewer");
        oz.sendToActionScript("connection.servlet", "http://127.0.0.1:8080/oz/server");
        oz.sendToActionScript("connection.reportname",
"category_path/sample.ozr");
        return true;
    }
    start_ozjs("OZViewer", "http://127.0.0.1:8080/ozrviewer/", true);
</script>
</body>
</html>
```

Customizing execution options

When you execute HTML5 Viewer, you may need to customize the way the viewer executes depending on the system environment.

For example, files are bound together on the client-side and reports are generated for printing on the server-side.

To use this feature, enter the start_ozjs function on the web page in which HTML5 Viewer is executed as follows.

```
...
```

Copyright © FORCS Co.,LTD. All rights reserved.

```
function SetOZParamters_OZViewer(){
    ...
}
var opt = [];
opt["OptionKey"] = Value;
start_ozjs("OZViewer","http://127.0.0.1:8080/ozrviewer/", opt);
...
```

The configurable OptionKeys are as follows.

mstyle

opt["mstyle"] = true;

To run in mobile UI style regardless of the environment in which the HTML5 viewer is run, set the mstyle option value to true.

rendering_mode

opt["rendering_mode"] = "svg";

Renders HTML5JS Viewer in SVG type. If you use HTML5JS Viewer to generate a report containing input components, then the entire page displayed on the screen is updated whenever an input component value is changed. This may delay the page renewal rate depending on the number of input components. When generating a report that has this problem, set the rendering_mode option to svg.

rendering_text_mode

opt["rendering_text_mode"] = "word";

opt["rendering_text_mode"] = "word_rtl";

When using HTML5 Viewer to generate a report that contains superscripts or subscripts in Thai, Bengali, and Arabic, the subscripts can be positioned incorrectly. When generating a

Copyright © FORCS Co.,LTD. All rights reserved.

report that has this problem, set the rendering_text_mode option to word for Thai and Bengali, and to word_rtl for Arabic. Note that when using this option, the Character Spacing feature cannot be used.

save_exportfrom

opt["save_exportfrom"] = {"pdf":"server"};

opt["save_exportfrom"] = {"pdf":"scheduler"};

If a report uses a web or special font, then the font is shown in the preview screen of HTML5JS Viewer. However, since HTML5JS Viewer has the limitation of not containing the fonts when saving the report in PDF format, a different font may be applied. When saving a report in PDF format that has this problem, set the save_exportfrom option to {"pdf":"server"} or {"pdf":"scheduler"}. To use the save_exportfrom option, go to the OZ server configuration file > spmgr.properties file and set the svgviewerbind_sessionkey option to the session key value. If you are setting these parameter values to a server, then start the OZ Java server. If you are setting them to a scheduler, start the OZ Scheduler. If you are not using this feature, then leave the svgviewerbind_sessionkey option empty.

print_exportfrom

opt["print_exportfrom"] = "server";

opt["print_exportfrom"] = "scheduler";

When printing a report using HTML5JS Viewer, the client PC that executed the viewer generates a PDF file for printing and then launches a PDF print window. If a report uses a web or special font, then the font is shown on the preview screen. However, since HTML5JS Viewer has the limitation of not containing the fonts when generating the report in PDF format, a different font may be applied. Also, when printing large reports, you may experience slow response speed while generating a PDF file on the client PC. When printing a report that has this problem, set the print_exportfrom option to server or scheduler. To use the print_exportfrom option, go to the OZ server configuration file > spmgr.properties file and set the svgviewerbind_sessionkey option to the session key value. If you are setting these parameter values to a server, then start the OZ Java server.

Copyright © FORCS Co.,LTD. All rights reserved.

If you are setting them to a scheduler, start the OZ Scheduler. If you are not using this function, then leave the svgviewerbind_sessionkey option empty. Also, when using this option, the Copies and Change paper size settings cannot be used.

print_use_duplexprintbyreport

opt["print_use_duplexprintbyreport"] = true;

When printing multiple reports on both sides of the paper, set the print_use_duplexprintbyreport option value to true to print the first page on the front side.

iframe_dialog

opt["iframe_dialog"] = true;

If you are executing HTML5 Viewer using an iframe tag, then iframe_dialog must be set to true. If you execute the viewer without setting this option, then the Save option window may be cut off depending on the browser that executed the viewer. If you want to use the iframe_dialog option, the parent web page using the iframe tag must include the following files: jquery-2.0.3.min.js, jquery-ui.css, and jquery-ui.min.js.

use_mstyle_pagenumber_display

opt["use_mstyle_pagenumber_display"] = true;

If you execute HTML5 Viewer on mobile, the page number window is displayed automatically. However, if you execute it on PC, the page number window is not displayed. To display the page number window even when running in a PC environment, set the value of the use_mstyle_pagenumber_display option to true.

use_repository_cache

opt["use_repository_cache"] = true;

If you create multiple child reports from the same report file when using the multiple reports feature in HTML5JS Viewer, then unnecessary network load occurs because the

Copyright © FORCS Co.,LTD. All rights reserved.

file needs to be retrieved from the server each time. To resolve this, set use_repository_cache option to use_repository_cache.

attachment_dialog

opt["attachment_dialog"] = false;

If you execute HTML5 Viewer on mobile, set the value of the attachment_dialog option to false in order to disable AttachmentButton's combine photos feature.

signpad_dialog_fullscreen

opt["signpad_dialog_fullscreen"] = "viewer";

opt["signpad_dialog_fullscreen"] = "browser";

When executing the signpad in a dialog format in reports generated by HTML5JS Viewer, set signpad_dialog_fullscreen to viewer to launch the viewer in full screen, and set signpad_dialog_fullscreen to browser to launch the web browser in full screen.

Copyright © FORCS Co.,LTD. All rights reserved.

Android Viewer

The Android viewer is implemented using the Eclipse project.

System Requirements - Android Viewer

- OS : Android 4.0 or later
- IDE : Eclipse 4.2(Juno) or later

Running Viewer - Android Viewer

Add OZ viewer into Eclipse project, add it to Java Build Path, create Activity Class, and create a View to show OZ viewer

Add OZ viewer into Eclipse project

Add ozrv_android.jar and android-support-v4.jar into the libs folder of the project.

Create the armeabi folder under the libs folder and add libskia_android.so and libozrv.so into the armeabi folder.

Copyright © FORCS Co.,LTD. All rights reserved.

Open the Project Properties dialog box, click the Java Build Path option, the Libraries tab and the Add JARs button. And then add ozrv_android.jar and android-support-v4.jar to the JARs and class folders on the build path option.

Create script

After creating Activity, create a script to run OZ Viewer.

```
package com.forcs.ozreportviewer;


import oz.api.OZReportAPI;
import oz.api.OZReportViewer;
import android.app.Activity;
import android.os.Bundle;
import android.util.Log;
import android.widget.FrameLayout;


public class OZViewerActivity extends Activity
{
    OZReportViewer viewer = null;
    static
    {
        try {
            System.loadLibrary("skia_android");
            System.loadLibrary("ozrv");
        } catch (Throwable e) {
            Log.e("lib", e.getLocalizedMessage(), e);
        }
```

Copyright © FORCS Co.,LTD. All rights reserved.

```
}

@Override
public void onCreate(Bundle savedInstanceState)
{
    super.onCreate(savedInstanceState);

    String params = "connection.servlet=http://127.0.0.1:8080/oz/server";
    params += "\n" + "connection.reportname=category_path/sample.ozr";

    FrameLayout flayout = new FrameLayout(this);

    viewer = OZReportAPI.createViewer(flayout, params);

    setContentView(flayout);
}

@Override
public void onDestroy()
{
    super.onDestroy();
    if(viewer != null)
    {
        viewer.dispose();
        viewer = null;
    }
```


Copyright © FORCS Co.,LTD. All rights reserved.

```
    }
}
```

Set AndroidManifest.xml

Set AndroidManifest.xml as below:

```
<manifest xmlns:android="http://schemas.android.com/apk/res/android"
    package="com.forcs.ozreportviewer"
    android:versionCode="1"
    android:versionName="1.0" >

    <uses-sdk
        android:minSdkVersion="10"
        android:targetSdkVersion="15" />

    <application
        android:icon="@drawable/ic_launcher"
        android:label="@string/app_name"
        android:theme="@style/AppTheme"
        android:largeHeap="true" >
        <activity
            android:name=".OZViewerActivity"
            android:label="@string/title_activity_ozviewer"
            android:windowSoftInputMode="adjustResize"
            android:configChanges = "orientation" >
            <intent-filter>
```

Copyright © FORCS Co.,LTD. All rights reserved.

```
            <action android:name="android.intent.action.MAIN" />
            <category android:name="android.intent.category.LAUNCHER" />
        </intent-filter>
    </activity>
  </application>
  <uses-permission
android:name="android.permission.WRITE_EXTERNAL_STORAGE" />
  <uses-permission android:name="android.permission.INTERNET" />
  <uses-permission android:name="android.permission.RECORD_AUDIO" />
  <uses-permission
android:name="android.permission.READ_EXTERNAL_STORAGE" />
</manifest>
```

Run Project

Run the project.

Include Fonts - Android Viewer

When saving a report as file formats such as PDF or XLS, the Windows fonts used when designing the report may not be provided by Android OS and could be saved with different fonts. To avoid this, the fonts should be distributed with your mobile App.

If those fonts could not be distributed because of license problems, use fonts compatible with Android when designing reports.

Copyright © FORCS Co.,LTD. All rights reserved.

Add fonts to your Eclipse project as below:

Add font files into Eclipse project

Add font files to the assets folder.

Add font information

Enter font information into param.oz file with a text editor.

```
...
font.fontnames=font_dotum,font_gulim,font_malgun
font.font_dotum.url=res://dotum.ttf
font.font_dotum.name=dotum
font.font_gulim.url=res://gulim.ttf
font.font_gulim.name=gulim
font.font_malgun.url=res://malgun.ttf
font.font_malgun.name=malgun
...
```

Copyright © FORCS Co.,LTD. All rights reserved.

iOS Viewer

The iOS viewer is implemented using the Xcode project.

System Requirements - iOS Viewer

- OS : iOS 7.0 or later
- IDE : Xcode 5.0 or later

Running Viewer - iOS Viewer

Add OZ viewer into Xcode project, set OZ server information and report file name, and add a View to show OZ viewer.

Create Xcode project

Run Xcode and create a new project.

Select Single View Application in the Choose a template for your new project dialog box.

Copyright © FORCS Co.,LTD. All rights reserved.

Set options such as Product Name and Company Identifier in the Choose options for your new project dialog. The Use Automatic Reference Counting option must be unchecked. Then click the Next button.

Select a path to save the project and click the Create button. The project will be created.

Add OZ viewer into Xcode project

Create a folder ("OZViewer" in this example) under the project path.

Copy the OZ Viewer installation file to the "OZViewer" folder.

Right click the project name in the Project Navigator window, and select Add Files to "project name" from the context menu. Select the "OZViewer" folder in the project path, check Create groups for any added folders option, check a project name in Add to targets, and click the Add button.

Write script

Write script in ViewController.h as below:

```
#import <UIKit/UIKit.h>
#import "OZReportAPI.h"

@interface ViewController : UIViewController
{
   IBOutlet UIView* _reportView;
}

@property (nonatomic, strong) OZReportViewer* viewer;
```

Copyright © FORCS Co.,LTD. All rights reserved.

```
@end
```

Write script in ViewController.m as below:

```
#import "ViewController.h"

@interface ViewController ()

@end

@implementation ViewController

-(id)initWithNibName:(NSString *)nibNameOrNil bundle:(NSBundle *)
nibBundleOrNil
{
    self = [super initWithNibName:nibNameOrNil bundle:nibBundleOrNil];
    if (self) {
        // Custom initialization
    }
    return self;
}

- (void) createViewer {
    NSString* strParam = @"connection.servlet=http://127.0.0.1:8080/oz/server\n"
                         @"connection.reportname=category_path/sample.ozr";
    OZReportViewer* reportViewer = [OZReportAPI createViewer:self
view:_reportView param:strParam];
```


Copyright © FORCS Co.,LTD. All rights reserved.

```
    self.viewer = reportViewer;
    [reportViewer release];
}

- (void)viewDidLoad
{
    [super viewDidLoad];
    // Do any additional stup after loading the view, typically from a nib.
    [self performSelector:@selector(createViewer) withObject:nil afterDelay:0.1];
}

- (void)viewDidUnload
{
    [super viewDidUnload];
    // Release any retained subviews of the main view.
}

- (BOOL)shouldAutorotateToInterfaceOrientation:(UIInterfaceOrientation)
interfaceOrientation
{
    return (interfaceOrientation != UIInterfaceOrientationPortraitUpsideDown);
}

@end
```

View setup

Copyright © FORCS Co.,LTD. All rights reserved.

Select ViewController.xib.

Add a View to display OZ Viewer and set properties and size in the Utilities window of the View.

Click File's Owner in Placeholders, and click Show the Connections inspector icon in the Utilities window of the View. Click the radio button at the right side of _reportView in Outlets, and drag OZ Viewer into the View area to show it.

Run Project

Run the project.

Include Fonts - iOS Viewer

When saving a report as file formats such as PDF or XLS, the Windows fonts used when designing a report may not be provided by iOS and could be saved with different fonts. To avoid this, the fonts should be distributed with your mobile App.

If those fonts could not be distributed because of license problems, use fonts compatible with iOS when designing reports.

Add fonts to your Xcode project as below:

Add font files into Xcode project

Right click the project name in the Project Navigator window, amd select Add Files to "project name" from the context menu. Select font file, check Create folder reference for any added folders option, check a project name in Add to targets, and click the Add button.

Copyright © FORCS Co.,LTD. All rights reserved.

Add font information

Write script in ViewController.m as below:

```
...
- (void) createViewer
{
...
    NSString* strParam = @"connection.servlet=http://127.0.0.1:8080/oz/server\n"
                                    @"connection.reportname=sample.ozr\n"
                                    @"font.fontnames=font_dotum,font_gulim,font_malgu
n\n"
                                    @"font.font_dotum.url=res://dotum.ttf\n"
                                    @"font.font_dotum.name=Batang\n"
                                    @"font.font_gulim.url=res://gulim.ttf\n"
                                    @"font.font_gulim.name=Arial\n"
                                    @"font.font_malgun.url=res://malgun.ttf\n"
                                    @"font.font_malgun.name=NanumGothic";
    OZReportViewer* reportViewer = [OZReportAPI createViewer:self
view:_reportView param:strParam];
    self.viewer = reportViewer;
    [reportViewer release];
...
}
...
```

Check if fonts have been added

Right click your App. in the Products, select Show in Finder from the context menu.

Copyright © FORCS Co.,LTD. All rights reserved.

Right click your App. in the Debug dialog, select Show package Contents from the context menu, and check if font files are added.

Copyright © FORCS Co.,LTD. All rights reserved.

WinUWP Viewer

The WinUWP viewer is implemented using the C#, C++/CX project of Visual Studio 2013 or later.

System Requirements - WinUWP Viewer

- OS : Windows 8.1 or later
- IDE : Visual Studio 2013 or later

Running Viewer - C# - WinUWP Viewer

Add OZ viewer into Visual Studio project

Run C# and create a new project.

Add ozrv, res, and custom_ui folder into the project folder.

Copyright © FORCS Co.,LTD. All rights reserved.

Select ARM/x86/x64 folder depending on your platform to build and then copy all files in the selected folder to the ozrv folder.

Click add Reference of the References pop-up menu in the Visual Studio Solution Explorer.

Select Browse in the bottom left of the Reference Manager Dialog, add the oz.winmd, OZWRTManagedRuntime.winmd and ZXing.winmd file, and then click the [OK] button.

Add the "res" and "custom_ui" folders in the project. Select all the images in the "res" and "custom_ui" folders and add them to your project.

Execute the Properties windows of all xaml files added in the custom_ui and res folders and set the "Custom Tool" option to an empty value in the [Advanced] tab. Also, for the OZUserSignKeyPad.xaml and OZUserSignRatio.xaml files, set the "Build Action" option to "Content".

Add script in App.xaml as below:

```
<Application.Resources>
  <ResourceDictionary>
    <ResourceDictionary.MergedDictionaries>
      <ResourceDictionary Source="res/OZXElementStyles.xaml"/>
      <ResourceDictionary Source="res/AdditionalResource.xaml"/>
    </ResourceDictionary.MergedDictionaries>
  </ResourceDictionary>
</Application.Resources>
```

Add script in MainPage.xaml as below:

```
<Border x:Name="_viewerFrame" Margin="0, 0, 0, 0"/>
```

Add script in MainPage.xaml.cs as below:

Copyright © FORCS Co.,LTD. All rights reserved.

```
using oz.api;
```

Declare an Viewer object as below:

```
private OZReportViewer _viewer = null;
```

Add script

Add script to run the OZ Viewer.

```
using System;
using System.Collections.Generic;
using System.IO;
using System.Linq;
using Windows.Foundation;
using Windows.Foundation.Collections;
using Windows.UI.Xaml;
using Windows.UI.Xaml.Controls;
using Windows.UI.Xaml.Controls.Primitives;
using Windows.UI.Xaml.Data;
using Windows.UI.Xaml.Input;
using Windows.UI.Xaml.Media;
using Windows.UI.Xaml.Navigation;
using oz.api;

namespace OZWinUWPViewerSample
{
    public sealed partial class MainPage : Page
```

Copyright © FORCS Co.,LTD. All rights reserved.

```
    {
        private OZReportViewer _viewer = null;
        public MainPage()
        {
            this.InitializeComponent();
            onCreate();
        }
        public void onCreate()
        {
            try
            {
                if (_viewer != null) {
                    _viewer.ResetViewer();
                }
                string param = "connection.servlet=http://127.0.0.1:8080/oz/server";
                param += "\n" + "connection.reportname=category_path/sample.ozr";

                _viewer = OZReportAPI.CreateViewer(_viewerFrame, param);
            }
            catch (Exception ex)
            {
                string s = ex.Message;
            }
        }
    }
}
```


Copyright © FORCS Co.,LTD. All rights reserved.

Set Package.appxmanifest

Set Package.appxmanifest as below:

```
<?xml version="1.0" encoding="utf-8"?>
<Package
xmlns="http://schemas.microsoft.com/appx/manifest/foundation/windows10"
xmlns:mp="http://schemas.microsoft.com/appx/2014/phone/manifest"
xmlns:uap="http://schemas.microsoft.com/appx/manifest/uap/windows10"
IgnorableNamespaces="uap mp">
...
  <Capabilities>
    <Capability Name="internetClient" />
    <Capability Name="privateNetworkClientServer" />
    <Capability Name="internetClientServer" />
    <Capability Name="codeGeneration" />
    <uap:Capability Name="picturesLibrary" />
    <uap:Capability Name="videosLibrary" />
    <uap:Capability Name="userAccountInformation" />
    <uap:Capability Name="musicLibrary" />
    <uap:Capability Name="removableStorage" />
    <DeviceCapability Name="bluetooth" />
    <DeviceCapability Name="microphone" />
    <DeviceCapability Name="webcam" />
    <DeviceCapability Name="location" />
  </Capabilities>
</Package>
```

Copyright © FORCS Co.,LTD. All rights reserved.

Run Project

Run the project.

Running Viewer - C++/CX - WinUWP Viewer

Add OZ viewer into Visual Studio project

Run C++/CX and create a new project.

Add ozrv, res, and custom_ui folder into the project folder.

Select ARM/x86/x64 folder depending on your platform to build and then copy all files in the selected folder to the ozrv folder.

Click add Property of the project pop-up menu in the Visual Studio Solution Explorer. Select the common property tab in the Property Dialog, select the oz.winmd, OZWRTManagedRuntime.winmd and ZXing.winmd files and click the [OK] button.

Add the "res" and "custom_ui" filters in the project. Select all the images in the "res" and "custom_ui" filters and add them to your project.

Execute the Properties windows of all xaml files added in the custom_ui and res filters and set the "Exclude from Build" option to "No" and "Content" option to "Yes" in the [General] tab. Also, for the OZUserSignKeyPad.xaml and OZUserSignRatio.xaml files, set the "Item type" option to "Text".

Add script in App.xaml as below:

Copyright © FORCS Co.,LTD. All rights reserved.

```
<Application
   x:Class="OZWinUWPViewerSample.App"
   xmlns="http://schemas.microsoft.com/winfx/2006/xaml/presentation"
   xmlns:x="http://schemas.microsoft.com/winfx/2006/xaml"
   xmlns:local="using:OZWinUWPSample2">
   <Application.Resources>
      <ResourceDictionary>
         <ResourceDictionary.MergedDictionaries>
            <ResourceDictionary Source="res/OZXElementStyles.xaml"/>
            <ResourceDictionary Source="res/AdditionalResource.xaml"/>
         </ResourceDictionary.MergedDictionaries>
      </ResourceDictionary>
   </Application.Resources>
</Application>
```

Add script in MainPage.xaml as below:

```
<Border x:Name="_viewerFrame" Margin="0, 0, 0, 0"/>
```

Add script in MainPage.xaml.h and MainPage.xaml.cpp as below:

```
using namespace oz::api;
```

Declare an Viewer object in MainPage.xaml.h as below:

```
private:
   OZReportViewer^ _viewer;
public:
```

Copyright © FORCS Co.,LTD. All rights reserved.

```
    void onCreate();
```

Add script

Add script to run the OZ Viewer.

```
#include "pch.h"
#include "MainPage.xaml.h"

using namespace oz::api;
using namespace OZWinUWPViewerSample;

using namespace Platform;
using namespace Windows::Foundation;
using namespace Windows::Foundation::Collections;
using namespace Windows::UI::Xaml;
using namespace Windows::UI::Xaml::Controls;
using namespace Windows::UI::Xaml::Controls::Primitives;
using namespace Windows::UI::Xaml::Data;
using namespace Windows::UI::Xaml::Input;
using namespace Windows::UI::Xaml::Media;
using namespace Windows::UI::Xaml::Navigation;

MainPage::MainPage()
{
    InitializeComponent();
    onCreate();
```


Copyright © FORCS Co.,LTD. All rights reserved.

```
}
void OZWinUWPViewerSample::MainPage::onCreate()
{
    try
    {
        if (_viewer != nullptr) {
            _viewer = nullptr;
             }

        Platform::String^ param = "connection.servlet=http://127.0.0.1:8080/oz/server";
        param += "\n" + "connection.reportname=category_path/sample.ozr";
        _viewer = OZReportAPI::CreateViewer(_viewerFrame, param);
    }
    catch (Platform::Exception^ ex)
    {
        Platform::String^ s = ex->Message;
    }
}
```

Set Package.appxmanifest

Set Package.appxmanifest as below:

```
<?xml version="1.0" encoding="utf-8"?>
<Package
xmlns="http://schemas.microsoft.com/appx/manifest/foundation/windows10"
xmlns:mp="http://schemas.microsoft.com/appx/2014/phone/manifest"
```

Copyright © FORCS Co.,LTD. All rights reserved.

```
xmlns:uap="http://schemas.microsoft.com/appx/manifest/uap/windows10"
IgnorableNamespaces="uap mp">
...
  <Capabilities>
    <Capability Name="internetClient" />
    <Capability Name="privateNetworkClientServer" />
    <Capability Name="internetClientServer" />
    <Capability Name="codeGeneration" />
    <uap:Capability Name="picturesLibrary" />
    <uap:Capability Name="videosLibrary" />
    <uap:Capability Name="userAccountInformation" />
    <uap:Capability Name="musicLibrary" />
    <uap:Capability Name="removableStorage" />
    <DeviceCapability Name="bluetooth" />
    <DeviceCapability Name="microphone" />
    <DeviceCapability Name="webcam" />
    <DeviceCapability Name="location" />
  </Capabilities>
</Package>
```

Run Project

Run the project.

Copyright © FORCS Co.,LTD. All rights reserved.

Viewer Parameter

This chapter describes the Viewer parameters.

Copyright © FORCS Co.,LTD. All rights reserved.

arrow

Sets the properties of the callouts-arrow.

Available Viewers

Parameter	ActiveX	HTML5JS	HTML5SVG	Android	iOS	WinUWP
arrow.arrowshape	O	O	X	X	X	X
arrow.arrowsize	O	O	X	X	X	X
arrow.arrowtype	O	O	X	X	X	X
arrow.changeable	O	O	X	X	X	X
arrow.exportoption	O	O	X	X	X	X
arrow.linecolor	O	O	X	X	X	X
arrow.linedash	O	O	X	X	X	X
arrow.linethickness	O	O	X	X	X	X
arrow.linetype	O	O	X	X	X	X
arrow.movable	O	O	X	X	X	X
arrow.multiscreen_visible_type	O	X	X	X	X	X
arrow.printable	O	O	X	X	X	X
arrow.tooltiptext	O	O	X	X	X	X

Copyright © FORCS Co.,LTD. All rights reserved.

O Only e-Form

arrow.arrowshape

Sets the arrow shape.

Value

circle - Circle

diamond - Diamond

opentriangle - Open triangle

semicircle - Semicircle

sharptriangle - Sharp triangle

triangle - Triangle (The default value)

arrow.arrowsize

Sets the arrow size.

Reference

The default value is 10.

Copyright © FORCS Co.,LTD. All rights reserved.

arrow.arrowtype

The direction of the arrow point.

Value

both - Both directions

normal - Right or down (The default value)

reverse - Left or up

arrow.changeable

Sets whether the properties are changeable.

Value

true - Changeable (The default value)

false - Unchangeable

arrow.exportoption

Copyright © FORCS Co.,LTD. All rights reserved.

Sets whether to include arrows when saving reports.

Value

all - Always saved regardless of the file format

byprintable - Follows the settings set for printing arrows in a report (The default value)

doc - Includes arrows when saving in the DOC format

gif - Includes arrows when saving in the GIF format

gul - Includes arrows when saving in the GUL format

hml - Includes arrows when saving in the HML and HWP formats

html - Includes arrows when saving in the HTML format

jpg - Includes arrows when saving in the JPG format

mht - Includes arrows when saving in the MHT format

nothing - Does not save arrows in all file format

pdf - Includes arrows when saving in the PDF format

png - Includes arrows when saving in the PNG format

ppt - Includes arrows when saving in the PPT format

svg - Includes arrows when saving in the SVG format

tif - Includes arrows when saving in the TIF format

xls - Includes arrows when saving in the XLS format

xlsx - Includes arrows when saving in the XLSX format

Reference

The parameter values can be set to multiple values using ",".

arrow.linecolor

Copyright © FORCS Co.,LTD. All rights reserved.

Sets the line color.

Reference

The default value is "000000".

arrow.linedash

Sets the dotted line option.

Reference

Set to the "length interval" format.

arrow.linethickness

Sets the line thickness.

Reference

The default value is 1.

Copyright © FORCS Co.,LTD. All rights reserved.

arrow.linetype

Sets the line type.

Value

backslash - Back slash (The default value)

horizontal - Horizontal

slash - Slash

vertical - Vertical

arrow.movable

Sets whether movable or not.

Value

true - Movable (The default value)

false - Unmovable

arrow.multiscreen_visible_type

Copyright © FORCS Co.,LTD. All rights reserved.

Sets the arrow visible type in a multi-screen environment.

Value

always - The arrow is displayed in both screens (The default value)

mainscreenonly - The arrow is displayed only in the main screen

subscreenonly - The arrow is displayed only in the sub-screen

arrow.printable

Sets whether to print arrows in a report.

Value

true - Print (The default value)

false - Do not print

Reference

If the parameter value is set to "false", the "Do not print" option is checked in the pop-up menu of the arrow.

arrow.tooltiptext

Sets the tooltip text.

Copyright © FORCS Co.,LTD. All rights reserved.

Copyright © FORCS Co.,LTD. All rights reserved.

bankbook

Sets the bankbook options.

Available Viewers

Parameter	ActiveX	HTML5JS	HTML5SVG	Android	iOS	WinUWP
bankbook.linethick1	O	O	X	X	X	X
bankbook.linethick2	O	O	X	X	X	X

bankbook.linethick1

Sets the linethick1 of the bankbook options.

Reference

The default value is 0.2.

bankbook.linethick2

Copyright © FORCS Co.,LTD. All rights reserved.

Sets the linethick2 of the bankbook options.

Reference

The default value is 0.3.

Copyright © FORCS Co.,LTD. All rights reserved.

checkmark

Sets the properties of the callouts-checkmark.

Available Viewers

Parameter	ActiveX	HTML5JS	HTML5SVG	Android	iOS	WinUWP
checkmark.changeable	O	O	X	X	X	X
checkmark.exportoption	O	O	X	X	X	X
checkmark.linecolor	O	O	X	X	X	X
checkmark.linethickness	O	O	X	X	X	X
checkmark.movable	O	O	X	X	X	X
checkmark.multiscreen_visible_type	O	X	X	X	X	X
checkmark.printable	O	O	X	X	X	X
checkmark.tooltiptext	O	O	X	X	X	X

O Only e-Form

Copyright © FORCS Co.,LTD. All rights reserved.

checkmark.changeable

Sets whether the properties are changeable.

Value

true - Changeable (The default value)

false - Unchangeable

checkmark.exportoption

Sets whether to include checkmarks when saving reports.

Value

all - Always saved regardless of the file format

byprintable - Follows the settings set for printing checkmarks in a report (The default value)

doc - Includes checkmarks when saving in the DOC format

gif - Includes checkmarks when saving in the GIF format

gul - Includes checkmarks when saving in the GUL format

hml - Includes checkmarks when saving in the HML and HWP formats

html - Includes checkmarks when saving in the HTML format

jpg - Includes checkmarks when saving in the JPG format

mht - Includes checkmarks when saving in the MHT format

nothing - Does not save checkmarks in all file format

pdf - Includes checkmarks when saving in the PDF format

Copyright © FORCS Co.,LTD. All rights reserved.

png - Includes checkmarks when saving in the PNG format

ppt - Includes checkmarks when saving in the PPT format

svg - Includes checkmarks when saving in the SVG format

tif - Includes checkmarks when saving in the TIF format

xls - Includes checkmarks when saving in the XLS format

xlsx - Includes checkmarks when saving in the XLSX format

Reference

The parameter values can be set to multiple values using ",".

checkmark.linecolor

Sets the line color.

Reference

The default value is "000000".

checkmark.linethickness

Sets the line thickness.

Reference

Copyright © FORCS Co.,LTD. All rights reserved.

The default value is 1.

checkmark.movable

Sets whether movable or not.

Value

true - Movable (The default value)

false - Unmovable

checkmark.multiscreen_visible_type

Sets the checkmark visible type in a multi-screen environment.

Value

always - The checkmark is displayed in both screens (The default value)

mainscreenonly - The checkmark is displayed only in the main screen

subscreenonly - The checkmark is displayed only in the sub-screen

Copyright © FORCS Co.,LTD. All rights reserved.

checkmark.printable

Sets whether to print checkmark in a report.

Value

true - Print (The default value)

false - Do not print

Reference

If the parameter value is set to "false", the "Do not print" option is checked in the pop-up menu of the checkmark.

checkmark.tooltiptext

Sets the tooltip text.

Copyright © FORCS Co.,LTD. All rights reserved.

circle

Sets the properties of the callouts-circle.

Available Viewers

Parameter	ActiveX	HTML5JS	HTML5SVG	Android	iOS	WinUWP
circle.bordercolor	O	O	X	X	X	X
circle.borderthickness	O	O	X	X	X	X
circle.changeable	O	O	X	X	X	X
circle.exportoption	O	O	X	X	X	X
circle.fillcolor	O	O	X	X	X	X
circle.movable	O	O	X	X	X	X
circle.multiscreen_visible_type	O	X	X	X	X	X
circle.printable	O	O	X	X	X	X
circle.tooltiptext	O	O	X	X	X	X
circle.transparent	O	O	X	X	X	X

O Only e-Form

Copyright © FORCS Co.,LTD. All rights reserved.

circle.bordercolor

Sets the border color.

Reference

The default value is "000000".

circle.borderthickness

Sets the border thickness.

Reference

The default value is "1".

circle.changeable

Sets whether the properties are changeable.

Value

true - Changeable (The default value)

Copyright © FORCS Co.,LTD. All rights reserved.

false - Unchangeable

circle.exportoption

Sets whether to include circles when saving reports.

Value

all - Always saved regardless of the file format

byprintable - Follows the settings set for printing circles in a report (The default value)

doc - Includes circles when saving in the DOC format

gif - Includes circles when saving in the GIF format

gul - Includes circles when saving in the GUL format

hml - Includes circles when saving in the HML and HWP formats

html - Includes circles when saving in the HTML format

jpg - Includes circles when saving in the JPG format

mht - Includes circles when saving in the MHT format

nothing - Does not save circles in all file format

pdf - Includes circles when saving in the PDF format

png - Includes circles when saving in the PNG format

ppt - Includes circles when saving in the PPT format

svg - Includes circles when saving in the SVG format

tif - Includes circles when saving in the TIF format

xls - Includes circles when saving in the XLS format

xlsx - Includes circles when saving in the XLSX format

Reference

Copyright © FORCS Co.,LTD. All rights reserved.

The parameter values can be set to multiple values using ",".

circle.fillcolor

Sets the background color.

Reference

The default value is "FFFFFF".

circle.movable

Sets whether movable or not.

Value

true - Movable (The default value)

false - Unmovable

circle.multiscreen_visible_type

Copyright © FORCS Co.,LTD. All rights reserved.

Sets the circle visible type in a multi-screen environment.

Value

always - The circle is displayed in both screens (The default value)

mainscreenonly - The circle is displayed only in the main screen

subscreenonly - The circle is displayed only in the sub-screen

circle.printable

Sets whether to print circles in a report.

Value

true - Print (The default value)

false - Do not print

Reference

If the parameter value is set to "false", the "Do not print" option is checked in the pop-up menu of the circle.

circle.tooltiptext

Sets the tooltip text.

Copyright © FORCS Co.,LTD. All rights reserved.

circle.transparent

Sets whether the background is transparent or not.

Value

true - Is transparent

false - Is opaque (The default value)

Copyright © FORCS Co.,LTD. All rights reserved.

comment

Sets the options of the edit or comments mode.

The Android/iOS/WinUWP viewer, it is referred to as edit mode, other viewers, it is referred to as comments mode.

Available Viewers

Parameter	ActiveX	HTML5JS	HTML5SVG	Android	iOS	WinUWP
comment.all	O	O	X	O	O	O
comment.autohide	X	X	X	O	O	O
comment.bgcolor	O	O	X	X	X	X
comment.clear	O	O	X	O	O	O
comment.colorbuttons	O	O	X	O	O	O
comment.confirmclear	O	O	X	O	O	O
comment.drawborder	O	O	X	O	O	O
comment.drawborder_color	O	O	X	O	O	O
comment.drawborder_colors	O	O	X	X	X	X
comment.drawborder_thick	O	O	X	O	O	O

Copyright © FORCS Co.,LTD. All rights reserved.

Parameter	ActiveX	HTML5JS	HTML5SVG	Android	iOS	WinUWP
comment.drawborder_transparency	O	O	X	O	O	O
comment.eraser	O	O	X	O	O	O
comment.fillbackground	O	O	X	O	O	O
comment.fillbackground_color	O	O	X	O	O	O
comment.fillbackground_colors	O	O	X	X	X	X
comment.fillbackground_transparency	O	O	X	O	O	O
comment.hideatinputmode	O	O	X	O	O	O
comment.highlightpen	O	O	X	O	O	O
comment.highlightpen_color	O	O	X	O	O	O
comment.highlightpen_colors	O	O	X	X	X	X
comment.highlightpen_thick	O	O	X	O	O	O
comment.highlightpen_transparency	O	O	X	O	O	O
comment.mode	O	O	X	O	O	O

Copyright © FORCS Co.,LTD. All rights reserved.

Parameter	ActiveX	HTML5JS	HTML5SVG	Android	iOS	WinUWP
comment.only_draw_with_stylus_pen	X	X	X	O	O	O
comment.pen	O	O	X	O	O	O
comment.pen_color	O	O	X	O	O	O
comment.pen_colors	O	O	X	X	X	X
comment.pen_thick	O	O	X	O	O	O
comment.selectedpen	O	O	X	O	O	O
comment.sizebuttons	O	O	X	O	O	O

O Only e-Form

comment.all

Sets whether to display the edit or comments mode icon.

Value

true - Display

false - Do not display (The default value)

Reference

Copyright © FORCS Co.,LTD. All rights reserved.

In the Android/iOS/WinUWP viewer, the edit mode icon is displayed on the main toolbar.

In other viewers, the comments mode icon is displayed on the main toolbar and the [Comments mode] menu is displayed on the pop-up menu in the viewer window.

comment.autohide

Sets whether to automatically hide the edit toolbar.

Value

true - Hide automatically (The default value)
false - Hides or shows the toolbar when you tap the report

comment.bgcolor

Sets the background color of the comment toolbar.

Reference

The default value is "F0F0F0".

Copyright © FORCS Co.,LTD. All rights reserved.

comment.clear

Sets whether to display the "Delete all" icon on the edit or comment toolbar.

Value

true - Display (The default value)

false - Do not display

comment.colorbuttons

Sets whether to enable or display the color buttons.

Value

true - In the Android/iOS/WinUWP viewer, enables the color buttons. In other viewers, displays the color buttons (The default value)

false - In the Android/iOS/WinUWP viewer, disables the color buttons. In other viewers, does not display the color buttons

comment.confirmclear

Copyright © FORCS Co.,LTD. All rights reserved.

Sets whether to display the confirmation window when the "Delete all" icon is clicked.

Value

true - Display

false - Do not display (The default value)

comment.drawborder

Sets whether to display draw border icon.

Value

true - Display

false - Do not display (The default value)

comment.drawborder_color

Sets the border color of the input component.

Reference

The default value is "0FFF26".

Copyright © FORCS Co.,LTD. All rights reserved.

comment.drawborder_colors

Sets the color group of the draw border icon.

Reference

The default value is "0FFF26,FF9AE9,8CF9F9".

HTML5JS viewer is only supported in PC.

comment.drawborder_thick

Sets the border thickness of the input component.

Reference

The default value is 6.

comment.drawborder_transparency

Sets the transparency of the input component border.

Reference

Copyright © FORCS Co.,LTD. All rights reserved.

The default value is 25.

Set to a value between 0 and 100, and setting to a smaller value increases transparency.

comment.eraser

Sets whether to display the "Eraser" icon.

Value

true - Display (The default value)

false - Do not display

comment.fillbackground

Sets whether to display the fill background icon.

Value

true - Display

false - Do not display (The default value)

Copyright © FORCS Co.,LTD. All rights reserved.

comment.fillbackground_color

Sets the background color when filling the background of an input component.

Reference

The default value is "0FFF26".

comment.fillbackground_colors

Sets the color group of the fill background icon.

Reference

The default value is "0FFF26,FF9AE9,8CF9F9".

HTML5JS viewer is only supported in PC.

comment.fillbackground_transparency

Sets the transparency when filling the background of an input component.

Reference

Copyright © FORCS Co.,LTD. All rights reserved.

The default value is 25.

Set to a value between 0 and 100, and setting to a smaller value increases transparency.

comment.hideatinputmode

Sets whether to hide the comments when the mode is neither edit nor comments.

Value

true - Hide

false - Show (The default value)

comment.highlightpen

Sets whether to display the "Highlighter" icon.

Value

true - Display (The default value)

false - Do not display

Copyright © FORCS Co.,LTD. All rights reserved.

comment.highlightpen_color

Sets the color of the highlighter.

Reference

The default value is "0FFF26".

comment.highlightpen_colors

Sets the icon group color of the highlight pen.

Reference

The default value is "0FFF26,FF9AE9,8CF9F9".

comment.highlightpen_thick

Sets the thickness of the highlighter.

Reference

The default value is "0FFF26".

Copyright © FORCS Co.,LTD. All rights reserved.

comment.highlightpen_transparency

Sets the transparency of the highlighter.

Reference

The default value is 25.

Set to a value between 0 and 100, and setting to a smaller value increases transparency.

comment.mode

Sets the comments mode.

Value

comment - In the Android/iOS/WinUWP viewer, runs in the edit mode. In other viewers, runs in the comments mode
input - In the Android/iOS/WinUWP viewer, runs in the input mode. In other viewers, runs according to the viewer.screentool parameter values (The default value)

Copyright © FORCS Co.,LTD. All rights reserved.

comment.only_draw_with_stylus_pen

Sets whether to restrict users to use a stylus pen only when drawing comments in the Edit mode.

Value

true - Use stylus pen only when drawing comments
false - Allow users to use both a finger and a stylus pen when drawing comments (The default value)

Reference

If the parameter value is set to "true", a stylus pen is used only for selecting the Edit toolbar and for drawing comments. Therefore, functions such as displaying the Edit toolbar, selecting memos, and screen scrolling are not supported with a stylus pen.

comment.pen

Sets whether to display the "Pen" icon.

Value

true - Display (The default value)
false - Do not display

Copyright © FORCS Co.,LTD. All rights reserved.

comment.pen_color

Sets the color of the pen.

Reference

The default value is "000000".

comment.pen_colors

Sets the icon group of the color of the pen.

Reference

The default value is "000000,FF0000,0000FF".

comment.pen_thick

Sets the thickness of the pen.

Reference

The default value is 1.

Copyright © FORCS Co.,LTD. All rights reserved.

comment.selectedpen

Sets the default pen type when you draw comments.

Value

drawborder - Draw border

eraser - Eraser

fillbackground - Fill background

highlightpen - Highlighter

pen - Pen (The default value)

comment.sizebuttons

Sets whether to enable or display the size buttons.

Value

true - In the Android/iOS/WinUWP viewer, enables the size buttons. In other viewers, displays the size buttons (The default value)

false - In the Android/iOS/WinUWP viewer, disables the size buttons. In other viewers, does not display the size buttons

Copyright © FORCS Co.,LTD. All rights reserved.

connection

Sets the OZ Server connection information and report binding options.

Available Viewers

Parameter	ActiveX	HTML5JS	HTML5SVG	Android	iOS	WinUWP
connection.2dbarcode url	O	X	X	X	X	X
connection.args#	O	O	O	O	O	O
connection.autopageq ue	O	X	X	O	O	O
connection.clientcach etype	O	O	O	O	O	O
connection.clientdmty pe	O	O	X	O	O	O
connection.compress eddatamodule	O	O	X	O	O	O
connection.compress edForm	O	O	X	O	O	O
connection.datafroms erver	O	O	O	O	O	O
connection.displayna me	O	O	O	O	O	O

Copyright © FORCS Co.,LTD. All rights reserved.

Parameter	ActiveX	HTML5JS	HTML5SVG	Android	iOS	WinUWP
connection.extraparam	O	X	X	X	X	X
connection.fetchtype	O	O	X	O	O	O
connection.footerreportname	O	O	O	O	O	O
connection.formfromserver	O	X	X	O	O	O
connection.framework url	O	O	O	O	O	O
connection.headerreportname	O	O	O	O	O	O
connection.id	O	O	O	O	O	O
connection.inputjson	O	O	X	O	O	O
connection.memorypercent	O	X	X	O	O	O
connection.openfile	O	O	O	O	O	O
connection.pageque	O	X	X	O	O	O
connection.pagequebundle	O	X	X	O	O	O
connection.password	O	O	O	O	O	O
connection.pcount	O	O	O	O	O	O

Copyright © FORCS Co.,LTD. All rights reserved.

Parameter	ActiveX	HTML5JS	HTML5SVG	Android	iOS	WinUWP
connection.port	O	X	X	O	O	O
connection.refreshperiod	O	O	X	O	O	O
connection.reportname	O	O	O	O	O	O
connection.server	O	X	X	O	O	O
connection.serverdmtype	O	O	O	O	O	O
connection.servlet	O	O	O	O	O	O
connection.usebareserver	O	X	X	X	X	X
connection.useschedule ddata	O	O	O	O	O	O
connection.usewinhttp	O	X	X	X	X	X

O Only e-Form

connection.2dbarcodeurl

Sets the URL of the 2D barcode.

Copyright © FORCS Co.,LTD. All rights reserved.

connection.args#

Sets the value of the form parameters.

Reference

is the numerical value and indicates #th parameter, and it ranges from 1 to the value configured in connectrion.pcount.

```
<param name = "connection.pcount" value="2">
<param name = "connection.args1" value="Country=Korea">
<param name = "connection.args2" value="City=Seoul">
```

connection.autopageque

Sets whether to create temporary files.

Value

true - Create temporary files

false - Do not create temporary files (The default value)

Reference

Copyright © FORCS Co.,LTD. All rights reserved.

If the system's usage percentage of the available page file memory is bigger than the value set in connection.memorypercent, defines whether to bind the report after creating temporary files without using memory.

Check the usage of memory whenever the report is bound up to 100 pages.

connection.clientcachetype

Sets the cache type of the file loaded from the repository.

Value

none - Do not use cache
memory - Cache in memory (The default value)
file - Cache in file
disconnection - Try to reconnect and continue to get the file when the network is disconnected or the viewer is closed unusually
crypt - Encrypt the file

Reference

Leave the file loaded from the repository in local, and if the viewer requests the same report later, it is set to use the cached file without loading the file from the server again.

If the file is left in the temporary folder, the user can't read the file by encryption. Defines whether to newly load the file which transferred the file version which is cached in the current client to the repository server.

Copyright © FORCS Co.,LTD. All rights reserved.

The save path is the System Internet Temp folder in Windows, and the parameter values can be set to multiple values using a comma(,) as a separator.

In the HTML5/Android/iOS/WinUWP viewer, this parameter works as memory.

If you want to save the report in the OZD format, please set the parameter value to a value other than "none".

connection.clientdmtype

Sets the way to process data modules in the viewer.

Value

normal - Proceed with report binding after receiving all data modules from the server
memory - While receiving data modules from the server and storing them in memory, execute report binding in parallel (The default value)
file - While receiving data modules from the server and storing them in a file, execute report binding in parallel

Reference

The previous version supported only one way of processing which it grouped process of getting data module and process of binding in a report as one thread and processed this thread. This way of processing had several defects in performance and response time. To resolve these problems, the process of receiving data module and process of binding the report are separated into two threads and they are concurrently processed. Using this technology, the bound report can be previewed in real-time that results in reduced

Copyright © FORCS Co.,LTD. All rights reserved.

response time. Also, for the reliable operation in low spec. system, data module can be saved to a file.

In the HTML5/Android/iOS/WinUWP viewer, this parameter works as memory.

connection.compresseddatamodule

Sets whether to compress or not when the server requests data module.

Value

true - Compress

false - Do not compress (The default value)

connection.compressedForm

Sets whether to compress or not when the server requests the report form.

Value

true - Compress

false - Do not compress (The default value)

Copyright © FORCS Co.,LTD. All rights reserved.

connection.datafromserver

Sets whether to get data from the server.

Value

true - Get data from the server (The default value)

false - Get cached data from the local system

Reference

Even if this parameter set to false, gets data from the server if the value of connection.usescheduleddata or odi.odiname.usescheduleddata is not set or set to an empty value.

connection.displayname

Sets the report name which will be displayed in the report tree or page thumbnail window of the OZ Viewer.

Reference

To display the report name on the page thumbnail window, please set the viewer.thumbnailsection_makerule parameter value to true

Copyright © FORCS Co.,LTD. All rights reserved.

connection.extraparam

Set the parameters to send to the external module.

connection.fetchtype

Sets a way for OZ server to process data modules when the data modules are requested from OZ Viewer.

Value

batch - Generates data module for the entire data, then sends it to the OZ Viewer (The default value)
concurrent - Generates data modules and sends it to the Viewer at the same time

connection.footerreportname

Sets the report name which will be used as the page footer of the report.

Reference

A page footer band must be added for the report which will be used as a page footer.

Copyright © FORCS Co.,LTD. All rights reserved.

The corresponding parameter is not applied if the OZD file or OZR file designed as a complex report is in preview, or repository_agent.type=from_ozp is set.

The report form cache function which is used as a page footer is not supported.

If the component size in a page footer is bigger than the bound report paper size, take caution in that the report will be bound abnormally.

See Also

connection.args#, connection.pcount, connection.reportname

connection.formfromserver

Sets whether to get the report file from the server.

Value

true - Get file from the server (The default value)
false - Get cached file from local

connection.frameworkurl

Sets the URL of the server which will be linked when binding data to a server other than OZ server.

Copyright © FORCS Co.,LTD. All rights reserved.

connection.headerreportname

Sets the report name which will be used as t page header oef the report.

Reference

Refer to connection.footerreportname for more information.

connection.id

Sets the user ID.

Reference

The default value is guest.

connection.inputjson

Sets the input component value to viewer parameter.

Copyright © FORCS Co.,LTD. All rights reserved.

Reference

The value that is set as a parameter when the report is bound is applied as the input component value. However, when you set the input component value from the OnAddToPage and OnEndBind events using Java Script, the value set with JavaScript is applied, not the parameter value.

Please set the input component value to "FormID":"Component value" in JSON format. But, if FormID is not set, set to the "Component name":"component value" format.

If you set the parameter value to a format other than JSON or there is a duplicated value in FormID or component, the parameter is not applied.

To use the value set by this parameter in JavaScript, please enter the script in the following format in the OnBind event.

```
This.GetDataSetValue("OZInputJSON.FormID");
```

connection.memorypercent

Sets the usage percentage of the available page file memory.

Reference

The default value is 90.

Sets the usage percentage of the available page file memory if "connection.autopageque" is set true.

Copyright © FORCS Co.,LTD. All rights reserved.

connection.openfile

Sets the local PC path and URL of the ozd file to be opened.

Reference

The file path can be set to OZ Repository URL(ozp://), Web Server URL(http://), Local URL(file://) and Mobile App Resource URL(res://). Note that the HTML5 viewer can be set to the OZ repository URL(ozp://), Web Server URL(http://).

When setting the local path, both the full path and relative path can be set.

To resource URL of Android Viewer is assets folder of your project, and iOS/WinUWP Viewer is your project folder,

When binding the ODI file which is created by the server API, to display image files of server repository set connection information of the OZ server.

connection.pageque

Sets the number of pages of bound report to be loaded in memory.

Reference

Only a defined number of pages will be held in memory and the rest are stored in the file.

Copyright © FORCS Co.,LTD. All rights reserved.

The pages in the file will be loaded into memory when they are requested.

The default value is -1.

If it is set to the default value, the entire page is saved in memory.

connection.pagequebundle

Sets the number of pages that are saved in one file.

Reference

The default value is 0.

If it is set to the default value, each page is saved in each file.

Applies only if the "connection.pageque" parameter value is greater than -1.

connection.password

Sets the user password.

Reference

The default value is guest.

Copyright © FORCS Co.,LTD. All rights reserved.

connection.pcount

Sets the number of form parameters of the report.

connection.port

Sets the port number of OZ Server.

Reference

This parameter is set when the OZ Server type is daemon.

connection.refreshperiod

Sets the time interval for renewing the report by regenerating data module in OZ Server.

Copyright © FORCS Co.,LTD. All rights reserved.

connection.reportname

Sets the report file name and path of the report to request.

connection.server

Sets the IP address or domain name of OZ Server.

Reference

This parameter is set when the OZ Server type is daemon.

connection.serverdmtype

Sets whether the OZ server should use memory or files when generating data module in response to requests from OZ Viewer.

Value

file - Use file

memory - Use memory (The default value)

Copyright © FORCS Co.,LTD. All rights reserved.

Reference

For large amounts of data, using files can reduce the usage of memory in the server.

connection.servlet

Sets the URL of the OZ Server.

Reference

This parameter is set when the OZ Server type is servlet.

See Also

connection.server

connection.usebareserver

Sets to use bareserver(local server) for data binding from the client not from the server.

Value

true - Use bareserver

false - Do not use bareserver (The default value)

Copyright © FORCS Co.,LTD. All rights reserved.

connection.usescheduleddata

Sets the name of the SDM file generated by the scheduler so that it can be used in viewing the report.

Reference

The file path can be set to OZ Repository URL(ozp://), Web Server URL(http://) and Local URL(file://). However, HTML5 Viewer sets the relative path based on the path set in datamodule_path of the conf/srmngr.properties file among the OZ server environment configuration files. Also, the use_scheduled_data option in srmngr.properties file must be set to true

Applies only if the "connection.datafromserver" parameter value is "false".

connection.usewinhttp

Sets whether to use WinHttp.

Value

true - If the OS version is NT use WinHttp, otherwise, use WinINet
false - Do not use WinHttp. Always use WinINet (The default value)

Copyright © FORCS Co.,LTD. All rights reserved.

Reference

If the "connection.usewinhttp" parameter value is "true", the "connection.fetchtype" parameter value is applied to "batch".

Copyright © FORCS Co.,LTD. All rights reserved.

CSV

Sets the options to save the CSV file.

Available Viewers

Parameter	ActiveX	HTML5JS	HTML5SVG	Android	iOS	WinUWP
csv.addseparator	O	O	O	O	O	O
csv.charset	O	O	O	O	O	O
csv.exceptfirstpage	O	O	O	O	O	O
csv.filename	O	O	O	O	O	X
csv.maxrowinafile	O	O	O	O	O	O
csv.pageline	O	O	O	O	O	O
csv.pagestyle	O	O	O	O	O	O
csv.pagetitle	O	O	O	O	O	O
csv.path	O	X	X	X	O	X
csv.removerange	O	O	O	O	O	O
csv.removeseparator	O	O	O	O	O	O
csv.saveastable	O	O	O	O	O	O
csv.savememo	O	O	X	O	O	O

Copyright © FORCS Co.,LTD. All rights reserved.

Parameter	ActiveX	HTML5JS	HTML5SVG	Android	iOS	WinUWP
csv.separator	O	O	O	O	O	O
csv.splitmergedcell_at_saveastable	O	O	O	O	O	O

csv.addseparator

Sets the "Insert 1000 separator" option.

Value

true - Check

false - Do not check (The default value)

See Also

CSV/TXT Save Option Dialog Box

csv.charset

Sets the "Encoding" option.

Value

Copyright © FORCS Co.,LTD. All rights reserved.

ansi - ANSI is selected (The default value)

unicode - Unicode is selected

See Also

CSV/TXT Save Option Dialog Box

csv.exceptfirstpage

Sets the "Except first page" option.

Value

true - Check

false - Do not check (The default value)

See Also

CSV/TXT Save Option Dialog Box

csv.filename

Sets the file name.

See Also

Copyright © FORCS Co.,LTD. All rights reserved.

Save Dialog Box

csv.maxrowinafile

Sets the maximum number of rows, saved in one file.

csv.pageline

Sets the "Line" option.

See Also

CSV/TXT Save Option Dialog Box

csv.pagestyle

Sets the "Break type" option.

Value

None - None (The default value)

Copyright © FORCS Co.,LTD. All rights reserved.

n <PAGE> - n <PAGE>

n <PAGE> --- - n <PAGE> ---

--- n <PAGE> - --- n <PAGE>

<PAGE> n - <PAGE> n

<PAGE> n --- - <PAGE> n ---

--- <PAGE> n - --- <PAGE> n

See Also

CSV/TXT Save Option Dialog Box

csv.pagetitle

Sets the "<PAGE>" option.

Reference

The default value is page.

See Also

CSV/TXT Save Option Dialog Box

csv.path

Copyright © FORCS Co.,LTD. All rights reserved.

Sets the file path.

See Also

Save Dialog Box

csv.removerange

Sets the "Remove lines" option.

Reference

Sets the range of lines to be removed in the format of "StartLine, EndLine".

See Also

CSV/TXT Save Option Dialog Box

csv.removeseparator

Sets the "Delete 1000 separator" option.

Value

true - Check

Copyright © FORCS Co.,LTD. All rights reserved.

false - Do not check (The default value)

See Also

CSV/TXT Save Option Dialog Box

csv.saveastable

Sets the "Save As Table" option.

Value

true - Check

false - Do not check (The default value)

See Also

CSV/TXT Save Option Dialog Box

csv.savememo

Sets the save option for memos and callout shapes when saving a CSV file.

Value

all - Follows the value of memo.exportoption (The default value)

Copyright © FORCS Co.,LTD. All rights reserved.

nothing - Does not save memos

csv.separator

Sets the "Delimiter" option.

Value

tab - tab

space - space

| - |

/ - /

~ - ~

comma - comma (The default value)

empty - empty

Other - Other

See Also

CSV/TXT Save Option Dialog Box

csv.splitmergedcell_at_saveastable

Sets whether or not to save by splitting the merged label.

Copyright © FORCS Co.,LTD. All rights reserved.

Value

true - Save by splitting the merged label

false - Save as a merged state (The default value)

Reference

Applies only if the "csv.saveastable" parameter value is "true".

Copyright © FORCS Co.,LTD. All rights reserved.

eform

Sets the e-form functionality behavior options.

Available Viewers

Parameter	ActiveX	HTML5JS	HTML5SVG	Android	iOS	WinUWP
eform.attachmentbutton_save_info	O	O	X	O	O	X
eform.checkbox_type	X	X	X	O	O	O
eform.custom_ui	O	O	X	O	O	O
eform.dbclick_at_commentmode	O	X	X	X	X	X
eform.dbclick_at_guidemode	O	X	X	X	X	X
eform.dialog_autoclose_at_itemclick	X	X	X	O	O	O
eform.direct_input_highlight_stylejson	O	X	X	O	O	X
eform.functionbutton_display_type	O	O	X	O	O	O
eform.hidecontrols	O	O	X	O	O	O
eform.highlightpen_guide	O	O	X	O	O	O

Copyright © FORCS Co.,LTD. All rights reserved.

Parameter	ActiveX	HTML5JS	HTML5SVG	Android	iOS	WinUWP
eform.image_inputvalue_jpg_quality	O	O	X	O	O	X
eform.image_inputvalue_max_dpi	O	O	X	O	O	X
eform.imagepicker_camera_allowzoom	X	X	X	O	O	O
eform.imagepicker_camera_dpi	X	X	X	O	O	O
eform.imagepicker_camera_facingmode	X	X	X	O	O	O
eform.imagepicker_camera_flashmode	X	X	X	O	O	O
eform.imagepicker_camera_iconposition	X	X	X	O	O	O
eform.imagepicker_camera_prev_next_iconposition	X	X	X	O	O	O
eform.imagepicker_camera_show_choose_button	X	X	X	O	O	O
eform.imagepicker_camera_show_save_button	X	X	X	O	O	O
eform.imagepicker_camera_show_toolbar	X	X	X	O	O	O

Copyright © FORCS Co.,LTD. All rights reserved.

Parameter	ActiveX	HTML5JS	HTML5SVG	Android	iOS	WinUWP
eform.imagepicker_camera_toolbar_facing	X	X	X	O	O	O
eform.imagepicker_camera_toolbar_flash	X	X	X	O	O	O
eform.imagepicker_camera_zoom	X	X	X	O	O	O
eform.imagepicker_id_info	X	X	X	O	O	O
eform.imagepicker_save_editdata	X	X	X	O	O	O
eform.input_guide_rule	O	X	X	X	X	X
eform.inputcomponent_toolbar_button_json	X	X	X	O	O	X
eform.inputeventcommand	O	O	X	O	O	O
eform.okbutton_action type	X	X	X	O	O	O
eform.onvaluechanged_callrule_json	O	O	X	O	O	X
eform.placeholder_display_type	O	O	X	O	O	X
eform.prev_next_constraint_rule	O	O	X	O	O	O

Copyright © FORCS Co.,LTD. All rights reserved.

Parameter	ActiveX	HTML5JS	HTML5SVG	Android	iOS	WinUWP
eform.prev_next_required_rule	O	O	X	O	O	O
eform.radiobutton_type	X	X	X	O	O	O
eform.resourceparam	O	O	X	X	X	X
eform.show_prev_next_input	O	X	X	O	O	O
eform.showreverthistory	X	O	X	X	X	X
eform.signpad_highlightcolor	O	O	X	O	O	O
eform.signpad_iconalignment	X	X	X	O	O	O
eform.signpad_iconposition	X	X	X	O	O	O
eform.signpad_keepbackgroundcolor	O	O	X	O	O	O
eform.signpad_only_draw_with_stylus_pen	X	X	X	O	O	X
eform.signpad_pen_thickness	O	O	X	O	O	O
eform.signpad_prev_next_iconposition	X	X	X	O	O	O

Copyright © FORCS Co.,LTD. All rights reserved.

Parameter	ActiveX	HTML5JS	HTML5SVG	Android	iOS	WinUWP
eform.signpad_reusablesign_rule	O	O	X	O	O	X
eform.signpad_show_draw_erase_button	O	O	X	O	O	O
eform.signpad_type	O	O	X	O	O	O
eform.signpad_use_pen_pressure	X	O	X	O	O	X
eform.signpad_viewtype	O	O	X	O	O	O
eform.signpad_zoom	X	X	X	O	O	O
eform.textbox_iconalignment	X	X	X	O	O	O
eform.textbox_passwordchar	O	O	X	O	O	O
eform.textbox_use_highlight	X	X	X	O	O	O
eform.togglebutton_type	X	X	X	O	O	O
eform.togglebutton_use_highlight	X	X	X	O	O	O
eform.use_image_rotation_editor	X	O	X	O	O	X
eform.usemultiscreen	O	X	X	X	X	X

Copyright © FORCS Co.,LTD. All rights reserved.

Parameter	ActiveX	HTML5JS	HTML5SVG	Android	iOS	WinUWP
eform.voicerecorder_recording_timeout	X	X	X	O	O	O

O Only e-Form

eform.attachmentbutton_save_info

Sets whether to include information of the attached file, such as page information and file size, when getting the input value of the AttachmentButton with a JavaScript function.

Value

true - Include

false - Do not include (The default value)

Reference

If the value of this parameter is set to true, the input value of the AttachmentButton is returned as a string in JSON format as shown below. However, a key that cannot obtain input value information is not created.

Key	Description
src	Data in attachments.
pages	w - Page width of the attached file. The unit is pt.

Copyright © FORCS Co.,LTD. All rights reserved.

Key	Description
	h - Page height of the attached file. The unit is pt. If the attached file is not a PDF, this key is not returned.
filetype	Attached file format. PDF files are returned as pdf, others are returned as jpg. However, if an image file is attached while the eform.use_image_rotation_editor parameter value is false, the extension of the image file is returned.
filename	Attached file name. PDF files are returned as the file name. Other files are returned as the file name in the PC environment, and returned in the form of "img_date-HHMMSS.jpg" in the mobile environment. However, if an image file is attached while the eform.use_image_rotation_editor parameter value is false, the extension of the image file is returned.
filesize	Attached file size. The unit is byte.
user_id	Value of ozsystem.user_id parameter.
user_name	Value of ozsystem.user_name parameter.
location_latitude	Latitude of the place where you attached the file.
location_longitude	Longitude of the place where you attached the file.
time	Time the file was attached. Returned in TimeStamp format.

Copyright © FORCS Co.,LTD. All rights reserved.

eform.checkbox_type

Sets the execution type of CheckBox.

Value

dialog_at_prev_next - Run as a dialog box if the check box is selected with the previous/next operation
direct - Select directly on the screen (The default value)
ensurevisible_at_prev_next - Scroll through the report to show the CheckBox on the screen and stops the previous/next operation if the check box is selected with the previous/next operation

eform.custom_ui

Sets the display option of the PDF Reader navigation window.

Reference

The default value is empty.

Sets the parameter value in the following format: {"signpad": {"Key1=Value1,Key2=Value2,...,Keyn=Valuen"}}.

The configurable keys are as follows:

Copyright © FORCS Co.,LTD. All rights reserved.

Key	Description
guideline_color	Color of the guide line (The default Value is C0C0C0)
guideline_shape	Shape of the guide line (The default Value is none). The value can be set to none and underline.
guideline_style	Style of the guide line (The default Value is dashed). The value can be set to dashed and solid.
guideline_thickness	Thickness of the guide line (The default Value is 5)
guideline_transparency	Transparency of the guide line (The default Value is 128). Set to a value between 0 and 255, and setting to a smaller value increases transparency.

To use the function related to the guide line, please set the eform.signpad_type parameter value other than direct.

eform.dbclick_at_commentmode

Sets the action to be executed when you double-click on an area other than input components in the main screen in the comments mode.

Value

none - No action (The default value)

Copyright © FORCS Co.,LTD. All rights reserved.

subscreen_scrollto_center - Moves the center position of the sub screen to the position of the double-clicked area in the main screen

eform.dbclick_at_guidemode

Sets the action to be executed when you double-click on an area other than input components in the main screen in the guide mode.

Value

none - No action (The default value)
subscreen_scrollto_center - Moves the center position of the sub screen to the position of the double-clicked area in the main screen

eform.dialog_autoclose_at_itemclick

Sets whether to close the dialog when you select an item in the dialog.

Value

true - Close dialog
false - Do not close dialog (The default value)

Reference

Copyright © FORCS Co.,LTD. All rights reserved.

If you set the parameter value to true, the [OK] button is not displayed in the dialog. And if you select an item of the dialog, the selected value is applied to the input component and the dialog is automatically closed.

This parameter applies only to ComboBox and RadioButton. However, to use this feature in the RadioButton, set the "Group Name" property of the RadioButton to the name of the RadioButtonGroup and set the "Enable Uncheck" and "Multi-Selectable" property of the RadioButtonGroup to false. And then set the eform.radiobutton_type parameter to dialog or dialog_at_prev_next.

eform.direct_input_highlight_stylejson

Sets the highlighting style of the input component executed as a direct type.

Reference

This parameter is used for setting a highlighting effect in the component's border when a CheckBox, RadioButton, and ToggleButton are executed as a direct type.

Set the parameter values in the following format:
{"Key1":"Value1","Key2":"Value2",...,"Keyn":"Valuen"}.

The configurable keys are as follows:

Key	Description
highlightstrokecolor	Border color. Set in the RGBA format (The default Value FF000080)

Copyright © FORCS Co.,LTD. All rights reserved.

Key	Description
highlightstrokethickness	Border thickness (The default Value 5)

eform.functionbutton_display_type

Set the display type of the function button in the ComboBox, DateTimePicker and NumericUpDown.

Value

alwayshide - Always hide the function button
alwaysshow - Always show the function button
showenableonly - Always only show the function buttons of enabled components. Always hide the function buttons of disabled components
showpreviewonly - Show the function buttons only when previewing, but not when saving/printing (The default value)
showpreviewonly,showenableonly - Show the function buttons of enabled components only when previewing, but not when saving/printing. Always hide the function buttons of disabled components

eform.hidecontrols

Copyright © FORCS Co.,LTD. All rights reserved.

Sets whether to hide all the input components.

Value

true - Hide

false - According to the value of Visible property (The default value)

Reference

If a report is saved in the OZD format, this parameter does not apply.

eform.highlightpen_guide

Sets the input components guided with the highlighter, draw border, and fill background icons as the previous/next component.

Value

none - Do not use (The default value)
reorder - Rearrange the previous/next move order based on the guided input components with icons of highlighter, draw border and fill background.

Reference

The highlighter guide function is used to dynamically set the previous/next components at the time of the preview, and not the design time.

The components included in the guide line is added to the list of previous/next components in the edit mode.

Copyright © FORCS Co.,LTD. All rights reserved.

If the selected component is a guided component with highlighter, movement occurs between the guided components.

If you want to delete from the list of previous/next components, please use the eraser in the edit toolbar.

To use the guide function, please set the following parameters.

- eform.highlightpen_guide=reorder
- comment.all=true
- comment.selectedpen=highlightpen/drawborder/fillbackground

eform.image_inputvalue_jpg_quality

Sets the image quality when adding a JPG image.

Reference

The default value is 100, set to a value between 0 and 100.

This parameter is only applied to JPG format images whose sizes are adjusted by the eform.image_inputvalue_max_dpi parameter.

eform.image_inputvalue_max_dpi

Copyright © FORCS Co.,LTD. All rights reserved.

Sets the maximum DPI of the image.

Reference

The default value is 0. If the value is 0, the image size is not adjusted.

eform.imagepicker_camera_allowzoom

Sets whether to allow zoom scaling when taking a picture using ImagePicker.

Value

true - Allow zoom scaling
false - Only shoot 100% (The default value)

Reference

When the parameter value is true, if you do a "Pinch to Zoom" operation in the shooting screen area, the text indicating the zoom ratio will be displayed and you can shoot to enlarge the screen.

After shooting is completed or the camera facing mode is changed, the zoom scale will reset to 100%.

To use this feature, please set the ImagePickMode property of ImagePicker with the to Camera.

Copyright © FORCS Co.,LTD. All rights reserved.

eform.imagepicker_camera_dpi

Sets the camera DPI of the ImagePicker.

Reference

The default value is 96.

eform.imagepicker_camera_facingmode

Sets the camera facing mode when taking a picture using ImagePicker.

Value

back - Back facing camera (The default value)

front - Front facing camera

eform.imagepicker_camera_flashmode

Sets the camera flash mode.

Copyright © FORCS Co.,LTD. All rights reserved.

Value

auto - Auto

off - Off (The default value)

on - On

eform.imagepicker_camera_iconposition

Sets the position of the [Shoot]/[Close] buttons when taking a picture using ImagePicker.

Value

camera_bottom - The [Shoot]/[Close] buttons are displayed on the outer bottom-center of the camera area (The default value)
camera_top - The [Shoot]/[Close] buttons are displayed on the outer top-center of the camera area
viewer_bottom - The [Shoot] button is displayed on the bottom-left of the viewer area and the [Close] button is displayed on the bottom-right of the viewer area
viewer_middle - The [Shoot] button is displayed on the middle-left of the viewer area and the [Close] button is displayed on the middle-right of the viewer area
viewer_top - The [Shoot] button is displayed on the top-left of the viewer area and the [Close] button is displayed on the top-right of the viewer area

Reference

Copyright © FORCS Co.,LTD. All rights reserved.

The [Shoot]/[Close] buttons are displayed in the"[Shoot], [Close]" order by default. But if the [Shoot]/[Close] buttons are displayed in a position like the [Prev]/[Next] buttons and the button positions are set to a value that ends in "_left", the order of the [Shoot], [Close] buttons can be reversed and the [Close]/[Shoot] buttons are displayed on the rightmost area. For example, when set to "eform.imagepicker_camera_prev_next_iconposition=camera_top_left" and "eform.imagepicker_camera_iconposition=camera_top", the [Prev]/[Next] buttons are displayed on the top-leftmost of the outer camera area, the [Close]/[Shoot] buttons are displayed on the top-rightmost of the outer camera area.

eform.imagepicker_camera_prev_next_iconposition

Sets the position of the [Prev]/[Next] button when taking a picture using ImagePicker.

Value

camera_bottom - The [Prev] button is displayed on the bottom-leftmost of the outer camera area and the [Next] button is displayed on the bottom-rightmost of the outer camera area
camera_bottom_left - The [Prev]/[Next] buttons are displayed on the bottom-leftmost of the outer camera area
camera_top - The [Prev] button is displayed on the top-leftmost of the outer camera area and the [Next] button is displayed on the top-rightmost of the outer camera area (The default value)
camera_top_left - The [Prev]/[Next] buttons are displayed on the top-leftmost of the outer camera area

Copyright © FORCS Co.,LTD. All rights reserved.

viewer_bottom - The [Prev] button is displayed on the bottom-leftmost of the viewer area and the [Next] button is displayed on the bottom-rightmost of the viewer area
viewer_bottom_left - The [Prev]/[Next] buttons are displayed on the bottom-leftmost of the viewer area
viewer_top - The [Prev] button is displayed on the top-leftmost of the viewer area and the [Next] button is displayed on the top-rightmost of the viewer area
viewer_top_left - The [Prev]/[Next] buttons are displayed on the top-leftmost of the viewer area

eform.imagepicker_camera_show_choose_button

Sets whether to display the [Gallery(Album)] button.

Value

true - Display
false - Do not display (The default value)

Reference

The text on the button will display the [Gallery] or [Album] depending on your mobile device. The [Gallery(Album)] button is displayed at the bottom of the [Shoot] button when the value of eform.imagepicker_camera_iconposition is viewer_middle, and displayed at the right of the [Shoot] button in other cases.

Copyright © FORCS Co.,LTD. All rights reserved.

If you select an image saved in the mobile device by clicking the [Gallery(Album)] button, the image editing dialog is executed. If you edit the image and click the [Done] button in the image editing dialog, then the edited image is applied to the ImagePicker and the [Shoot] button changes to the [ReShoot] button. To delete the displayed image, click on the [ReShoot] button, and then click the [Close] button.

Android viewer will need to add the following script.

```
@Override
protected void onActivityResult(int requestCode, int resultCode, Intent data) {
  if(ozviewer != null) {
    //requestCode: Request code of Activity
    //resultCode: Result code of the user action
    //data: Image information selected from the gallery
    ozviewer.onActivityResult(this, requestCode, resultCode, data);
  }
}
```

This parameter works to "false" when scanning an ID/seal using ImagePicker.

eform.imagepicker_camera_show_save_button

Sets whether to display the [Save] button.

Copyright © FORCS Co.,LTD. All rights reserved.

Value

true - Display

false - Do not display (The default value)

Reference

If you click the [Save] button, "OZ Mobile" is added to the Gallery(Album) and then the image is saved to "OZ Mobile" in jpg format.

The [Save] button is displayed at the bottom of the [Shoot] button when the value of eform.imagepicker_camera_iconposition is viewer_middle, and displayed at the right of the [Shoot] button in other cases. If the [Gallery(Album)] button is displayed, the [Save] button is displayed at the bottom of the [Gallery(Album)] button, and displayed at the right of the [Gallery(Album)] button in other cases.

This parameter works to "false" when scanning an ID/seal using ImagePicker.

eform.imagepicker_camera_show_toolbar

Sets whether to display the camera toolbar at the top of the shooting screen when taking a picture using ImagePicker.

Value

true - Display

false - Do not display (The default value)

Copyright © FORCS Co.,LTD. All rights reserved.

Reference

Runs as false even if the parameter value is set to true if there is no icon to be displayed in the camera toolbar.

Runs as "false" when scanning an ID/seal using ImagePicker.

eform.imagepicker_camera_toolbar_facing

Sets whether to display the camera facing mode icon on the camera toolbar.

Value

true - Display
false - Do not display (The default value)

Reference

Applies only if the "eform.imagepicker_camera_show_toolbar" parameter value is "true".

If the camera does not support a facing mode, the camera facing mode icon is disabled.

The camera facing mode is supported only for SDK API 9(Gingerbread 2.3 OS) or higher in the Android device.

Copyright © FORCS Co.,LTD. All rights reserved.

eform.imagepicker_camera_toolbar_flash

Sets whether to display the camera flash icon on the camera toolbar.

Value

true - Display (The default value)

false - Do not display

Reference

Applies only if the "eform.imagepicker_camera_show_toolbar" parameter value is "true".

If the camera does not support a flash, the camera flash icon is disabled.

If you click the flash icon, the flash icons are run in the order of "off, auto, on".

eform.imagepicker_camera_zoom

Sets the zoom ratio of the report when ImagePicker is executed.

Reference

The default value is 500.

Copyright © FORCS Co.,LTD. All rights reserved.

eform.imagepicker_id_info

Sets the ID card scanning options.

Reference

ID scanning options such as ID, name, size, margin and masking information should be included. In addition, it should be set as a JSON format string.

The item keys for setting the ID card scanning options are listed below.

ids	Sets the information of the ID card. id - ID of the ID card. name - Name of the ID card. size - Size of the ID card. Set to the "width x height" format. The unit is mm. margin - Margins between the ID card and background. The default value is 0. The unit is mm. This is set when you want to shoot with the background under the ID card included. The horizontal margins are applied in a horizontal direction and vertical margins are automatically adjusted to fit the size of the ImagePicker. Even if you set a large margin, the ID card size cannot be smaller than 30% of the ImagePicker size. mask - Area to be masked. The masked area is displayed in mosaic. name - Name of the mask. area - Area of mask. Set to the "X, Y, width, height" format. The unit is mm.
choice	Sets the title and the ID card list of the ID card selection window. If the ID card number in ids is one or items is not set, the first ID card added to ids is scanned.

Copyright © FORCS Co.,LTD. All rights reserved.

	title - Title of the ID card selection window. items - ID card list of the ID card selection window. This value can be set to multiple values using ",".
options	Sets the other options. shootaction - Operation mode of the [Shoot] button. forceshoot : scan immediately, refocusing : Readjust the focus. The default value is forceshoot.

Sets the ID card scanning options as follows using the item keys and then set this parameter value.

```
{
  "ids":
  [
    {
      "id":"1",
      "name":"Driver license 1",
      "size":"86x54",
      "margin":"3",
      "mask":
      [
        {"name":"STATE","area":"33,19,28,3"},
        {"name":"DL","area":"54,9,28,6"},
        {"name":"EXP","area":"71,39,9,3"},
        {"name":"SEX","area":"32,47,15,3"}
      ]
    },
```


Copyright © FORCS Co.,LTD. All rights reserved.

```
      {
        "id":"2",
        "name":"Driver license 2",
        "size":"86x54",
        "margin":"3",
        "mask":
        [
          {"name":"STATE","area":"47,19,30,3.5"},
          {"name":"PHOTO","area":"54,8,28,6"},
          {"name":"SEX","area":"71,39,9,3"},
          {"name":"HAIR","area":"32,47,15,3"}
        ]
      }
    ],
    "choice":{"title":"Please select an ID card.","items":"1,2"},
    "options":{"shootaction":"refocusing"}
}
```

eform.imagepicker_save_editdata

Sets whether to save the edit history in the Edit mode of ImagePicker when saving a report in OZD.

Value

Copyright © FORCS Co.,LTD. All rights reserved.

true - Save

false - Do not save (The default value)

Reference

Use this parameter if you want to save edit history such as taking photos or entering comments in the Edit mode of ImagePicker in OZD and then opening the saved OZD file to continue editing the existing file as it is.

eform.input_guide_rule

Sets whether to move the main screen to the position of the sub screen in the Viewer mode when an input component is focused on the sub screen.

Value

default - Moves regardless of whether the screen is in the Viewer mode (The default value)

guidemode_only - Moves only when the screen in the Guide mode

eform.inputcomponent_toolbar_button_json

Sets the button position of the input toolbar.

Copyright © FORCS Co.,LTD. All rights reserved.

Reference

Set the parameter value as a string in the following JSON format: {"all":{"left_align":"button to be displayed on the left side of the toolbar","right_align":"button to be displayed on the right side of the toolbar"}}.

The configurable keys are as follows:

Key	Description
prev	Prev button
next	Next button
clear	Clear button
ok	OK button
cancel	Cancel button
reusablesign	Reuse button
draw	Draw/Delete button

To set the button position of the signature input toolbar, set the eform.signpad_viewtype parameter value to one of the following three values: keepratio, keepratioandfittoframe, and scrollable.

eform.inputeventcommand

Copyright © FORCS Co.,LTD. All rights reserved.

Sets whether to use the OZEFormInputEventCommand event.

Value

true - Use

false - Do not use (The default value)

eform.okbutton_actiontype

Sets the action to be executed when clicking the [OK] button in the input toolbar.

Value

done - Completes the input (The default value)

next - Moves to the next component

eform.onvaluechanged_callrule_json

Sets when the OnValueChanged event of the DateTimePicker, NumericUpDown, SignPad or TextBox is called.

Reference

Copyright © FORCS Co.,LTD. All rights reserved.

Set the parameter values in the following format:
{"ComponentType1":"OnValueChangedType1","ComponentType2":"OnValueChangedType2", ...,"ComponentTypen":"OnValueChangedTypen"}.

The key supported by each viewer type is as follows:

Viewer Type	Component Type
ActiveX	datetimepicker, numericupdown, textbox
HTML5JS	datetimepicker, numericupdown, signpad, textbox. However, signpad is applied only when the eform.signpad_type parameter value is "dialog".
Android, iOS	signpad, textbox

To apply the same OnValueChangedType to all ComponentType, set ComponentType to "all".

OnValueChangedType can be set to "changed" or "endinput". If it is set to "changed", then it is called whenever the input value is changed. If it is set to "endinput", then it is called only once when the the input value is changed at the time input is completed.

If no value is set, then "changed" is applied. However, if a signature is executed in HTML5JS/Android/iOS viewer, then "endinput" is applied.

If DateTimePicker is executed with HTML5JS viewer in Android, then "endinput" is applied regardless of the parameter value.

eform.placeholder_display_type

Copyright © FORCS Co.,LTD. All rights reserved.

Set the display type of the placeholder.

Value

alwayshide - Always hides the placeholder
alwaysshow - Always shows the placeholder
showenableonly - Always only shows the placeholder of enabled components. Always hides the placeholders of disabled components
showpreviewonly - Shows placeholders only when previewing, but not when saving/printing (The default value)
showpreviewonly,showenableonly - Shows the placeholder of enabled components only when previewing, but not when saving/printing. Always hides the placeholders of disabled components

eform.prev_next_constraint_rule

Sets additional constraint rules when using the prev/next function.

Value

empty_only - Allows to move prev/next only between input components with an empty value
none - No additional constraints (The default value)

eform.prev_next_required_rule

Copyright © FORCS Co.,LTD. All rights reserved.

Sets the previous/next sequence between input components whose required input property value is true.

Value

default - Do not use (The default value)
either_required_or_order - Move only between components whose required property is set to true or according to the order set in design time
required_only - Move only between components whose required property is set to true

Reference

To use this parameter, please do not set FormID of prev/next and set the eform.highlightpen_guide parameter value to none and the multiscreen.highlightpen_guide parameter value to false.

eform.radiobutton_type

Sets the execution type of RadioButton.

Value

dialog - Run as a dialog box
dialog_at_prev_next - Run as a dialog box only when the RadioButton is selected due to the previous / next sequence
direct - Click directly on the preview screen (The default value)
ensurevisible_at_prev_next - Click directly on the preview screen (The default value)

Reference

Copyright © FORCS Co.,LTD. All rights reserved.

If this parameter value is "dialog" or "dialog_at_prev_next" and you click on the RadioButton, the RadioButton with the same group name is displayed in the dialog box and the [Cancel]/[OK] buttons are displayed on the top-right of the dialog box.

eform.resourceparam

Sets the resource-related parameters of input components.

Reference

The default value is empty.

Sets the parameter value in the following format:
"Key1=Value1,Key2=Value2,...,Keyn=Valuen".

The configurable keys are as follows: However, you can only sign component.

Key	Description
prev_url	[Prev] button image path (Enabled)
prev_disable_url	[Prev] button image path (Disabled)
next_url	[Next] button image path (Enabled)
next_disable_url	[Next] button image path (Disabled)
reset_url	[Clear] button image path

Copyright © FORCS Co.,LTD. All rights reserved.

Key	Description
reusable_url	[Reuse] button image path
cancel_url	[Cancel] button image path
complete_url	[OK] button image path
window_bgcolor	Input area background color (The default Value DADDE1)
title_bgcolor	If the eform.signpad_viewtype parameter value is set to fittoframe/fittoframeandkeepratio/fittoframeverticalalign, then the value is applied to the background color of the area where the [Clear] button is located. If another parameter value is set, then the value is applied to the background color of the area where the [Draw], [Delete], and [OK] buttons are located.
title_fontname	Title font name
title_fontsize	Title font size (The default Value 12)
title_fontcolor	Title font color (The default Value 000000)
signpad_header_bgcolor	Title area background color (The default Value BFBFBF). Runs only if the eform.signpad_viewtype parameter value is set to fittoframe/fittoframeandkeepratio/fittoframeverticalalign.
signpad_draw_url	[Draw] button image path (Enabled)
signpad_draw_disable_url	[Draw] button image path (Disabled)

Copyright © FORCS Co.,LTD. All rights reserved.

Key	Description
signpad_erase_url	[Delete] button image path (Enabled)
signpad_erase_disable_url	[Delete] button image path (Disabled)

The available image format is JPG, PNG, GIF and BMP. If the image height is not 40, the image size is resized by the same percentage in accordance with 40.

To set the signature toolbar button image path, set the eform.signpad_type parameter value to dialog.

If you set a title font size larger than 41, the title displayed will be truncated.

eform.show_prev_next_input

Sets whether to display and disable the [Prev]/[Next] buttons.

Value

true - Display
false - Do not display (The default value)

Reference

The [Prev]/[Next] buttons are supported in the Mobile Viewer. However, the ActiveX viewer displays the [previous] and [next] buttons when clicking the signature whose type is set to "dialog".

The position of the [Prev]/[Next] buttons are different for each component.

Copyright © FORCS Co.,LTD. All rights reserved.

- SignPad : Depends on the value of eform.signpad_prev_next_iconposition. Please set the eform.signpad_type to keypad or zoom.
- TextBox : Depends on the value of eform.textbox_iconalignment.
- RadioButton, ComboBox, DateTimePicker, NumericUpDown : The [Prev]/[Next] buttons are displayed on the top-left of the dialog, the [Cancel]/[OK] buttons are displayed on the top-right of the dialog. Please set eform.radiobutton_type to dialog when using the RadioButton.
- ImagePicker : Depends on the value of eform.imagepicker_camera_prev_next_iconposition.
- VoiceRecorder : The [Prev] button is displayed on the top-left of the raecording window, the [Next] button is displayed on the top-right of the recording window.

If the viewer.pagedisplay parameter value is singlepage or doublepage, you can move to previous/next components only in the current page. In other cases, you can move in other pages. But if you set viewer.pagenavigate_by_prev_next parameter value to true, you can move in other pages.

If there are no movable components, the [Prev]/[Next] buttons are not displayed on the screen regardless of the value of the parameter.

eform.showreverthistory

Sets whether to display the [Revert] button in the Show saved history dialog.

Value

true - Display (The default value)

false - Do not display

Copyright © FORCS Co.,LTD. All rights reserved.

eform.signpad_highlightcolor

Sets the highlighting color of the signature area.

Reference

The default value is "FF0000".

This parameter applies when the eform.signpad_type parameter value is not set to direct.

eform.signpad_iconalignment

Sets the alignment of the [Prev]/[Next]/[Clear]/[OK] buttons when the signature type is "keypad".

Value

justify - The [Prev]/[Clear] or [Prev]/[Next] buttons are displayed on the top-leftmost of the signature pad and the [OK]/[Next] or [Clear]/[OK] buttons are displayed on the top-rightmost of the signature pad (The default value)
left - The [Prev]/[Next]/[Clear]/[OK] buttons are displayed on the top-leftmost of the signature pad
right - The [Prev]/[Next]/[Clear]/[OK] buttons are displayed on the top-rightmost of the signature pad

Copyright © FORCS Co.,LTD. All rights reserved.

Reference

The display order of the signature button is dependent on the eform.signpad_prev_next_iconposition parameter value.

If this parameter and the eform.inputcomponent_toolbar_button_json parameter are set, then the value set in the eform.inputcomponent_toolbar_button_json parameter is applied.

eform.signpad_iconposition

Sets the position of the [Clear]/[OK] buttons when the signature type is "zoom".

Value

sign_bottom - The [Clear]/[OK] buttons are displayed on the bottom-center of the outer signature area (The default value)
sign_top - The [Clear]/[OK] buttons are displayed on the top-center of the outer signature area
viewer_bottom - The [Clear] button is displayed on the bottom-left of the viewer area and the [OK] button is displayed on the bottom-right of the viewer area
viewer_top - The [Clear] button is displayed on the top-left of the viewer area and the [OK] button is displayed on the top-right of the viewer area

Reference

If the [Clear]/[OK] buttons are displayed in the same location as the [Prev]/[Next] buttons, the [Clear]/[OK] buttons are displayed on the right depending on the position of the [Prev]/[Next] buttons.

Copyright © FORCS Co.,LTD. All rights reserved.

See Also

eform.signpad_prev_next_iconposition, eform.signpad_type

eform.signpad_keepbackgroundcolor

Sets whether to keep the entered signature's background color that was set during design.

Value

true - Keeps the background color

false - Changes the background color to white (The default value)

Reference

If the parameter value is set to "true", the background color of the signpad is changed to that of the background of the signature.

eform.signpad_only_draw_with_stylus_pen

Sets whether to restrict signatures to be inputted only with a pen.

Value

Copyright © FORCS Co.,LTD. All rights reserved.

true - Use stylus pen only when inputting a signature
false - Allow users to use both a finger and a stylus pen when inputting a signature (The default value)

Reference

If the parameter value is set to true, you can use your finger only for selecting the signature toolbar icon and if you attempt to input a signature with your finger, the signature will not be inputted.

eform.signpad_pen_thickness

Sets the Signature Pen Thick.

Reference

Sets the pen thickness of the signpad to a value greater than 0.

eform.signpad_prev_next_iconposition

Sets the position of the [Prev]/[Next] buttons when the signature type is "keypad" or "zoom".

Value

Copyright © FORCS Co.,LTD. All rights reserved.

sign_bottom - If the signature type is "zoom", the [Prev] button is displayed on the bottom-leftmost area outside of the signature and the [Next] button is displayed on the bottom-rightmost area outside of the signature. The location of the [Clear]/[OK] buttons are set according to the value of eform.signpad_iconposition. If the signature type is "keypad", the [Prev]/[Clear] buttons are displayed on the bottom-leftmost of the signature pad, the [OK]/[Next] buttons are displayed on the bottom-rightmost of the signature pad
sign_bottom_left - If the signature type is "zoom", the [Prev]/[Next] buttons are displayed on the bottom-leftmost the of signature outside area. The location of the [Clear]/[OK] buttons are set according to the value of eform.signpad_iconposition. If the signature type is "keypad", the [Prev]/[Next] buttons are displayed on the bottom-leftmost of the signature pad and the [Clear]/[OK] buttons are displayed on the bottom-rightmost of the signature pad
sign_top - If the signature type is "zoom", the [Prev] button is displayed on the top-leftmost area outside of the signature and the [Next] button is displayed on the top-rightmost area outside of the signature. The location of the [Clear]/[OK] buttons are set according to the value of eform.signpad_iconposition. If the signature type is "keypad", the [Prev]/[Clear] buttons are displayed on the top-leftmost of the signature pad and the [OK]/[Next] buttons are displayed on the top-rightmost of the signature pad (The default value)
sign_top_left - If the signature type is "zoom", the [Prev]/[Next] buttons are displayed on the top-leftmost area outside of the signature. The location of the [Clear]/[OK] buttons are set according to the value of eform.signpad_iconposition. If the signature type is "keypad", the [Prev]/[Next] buttons are displayed on the top-leftmost of the signature pad and the [Clear]/[OK] buttons are displayed on the top-rightmost of the signature pad
viewer_bottom - If the signature type is "zoom", the [Prev] button is displayed on the bottom-leftmost of the viewer area and the [Next] button is displayed on the bottom-rightmost of the viewer area. The location of the [Clear]/[OK] buttons are set according to the value of eform.signpad_iconposition. If the signature type is "keypad", the [Prev]/[Clear] buttons are displayed on the top-leftmost of the signature pad and the [OK]/[Next] buttons are displayed on the top-rightmost of the signature pad
viewer_bottom_left - If the signature type is "zoom", the [Prev]/[Next] buttons are displayed on the bottom-leftmost of the viewer area. The location of the [Clear]/[OK] buttons are set

 Copyright © FORCS Co.,LTD. All rights reserved.

according to the value of eform.signpad_iconposition. If the signature type is "keypad", the [Prev]/[Next] buttons are displayed on the top-leftmost of the signature pad and the [Clear]/[OK] button are displayed on the top-rightmost of the signature pad
viewer_top - If the signature type is "zoom", the [Prev] button is displayed on the top-leftmost of the viewer area and the [Next] button is displayed on the top-rightmost of the viewer area. The location of the [Clear]/[OK] buttons are set according to the value of eform.signpad_iconposition. If the signature type is "keypad", the [Prev]/[Clear] buttons are displayed on the top-leftmost of the signature pad and the [OK]/[Next] buttons are displayed on the top-rightmost of the signature pad
viewer_top_left - If the signature type is "zoom", the [Prev]/[Next] buttons are displayed on the top-leftmost of the viewer area. The location of the [Clear]/[OK] buttons are set according to the value of eform.signpad_iconposition. If the signature type is "keypad", the [Prev]/[Next] buttons are displayed on the top-leftmost of the signature pad and the [Clear]/[OK] buttons are displayed on the top-rightmost of the signature pad

Reference

The alignment of the signature button is dependent on the eform.signpad_iconalignment parameter value when the signature type is " keypad".

If not only the eform.inputcomponent_toolbar_button_json parameter is set, but also this parameter is set, then only the value set in the eform.inputcomponent_toolbar_button_json parameter is applied.

See Also

eform.signpad_type

eform.signpad_reusablesign_rule

Copyright © FORCS Co.,LTD. All rights reserved.

Sets the rules for applying the reusable signature data.

Value

auto - Automatically loaded when signature pad is displayed

button - Loaded when Reuse button is clicked (The default value)

none - Disable reusable signature function

Reference

ActiveX viewer is only supported in multi-screen environment.

eform.signpad_show_draw_erase_button

Sets whether to display the [Draw] and [Delete] buttons.

Value

true - Display (The default value)

false - Do not display

eform.signpad_type

Sets the signature type.

Copyright © FORCS Co.,LTD. All rights reserved.

Value

dialog - Signature pad modal dialog at the bottom of the window is displayed when clicking the sign

direct - Signed immediately when clicking the sign

embedded - The signpad is displayed at the bottom of the window when clicking the signature

keypad - Signature pad at the bottom of the window is displayed when clicking the sign

zoom - Signature area is highlighting and zoom the report when clicking the sign

Reference

Signature type supported by viewer type is as follows.

Viewer Type	Signpad Type
ActiveX	dialog, direct(The default value)
HTML5JS	dialog, direct(The default value), embedded
Android	dialog, embedded, keypad(The default value), zoom
iOS, WinUWP	dialog, keypad(The default value), zoom

eform.signpad_use_pen_pressure

Sets whether to apply pen pressure when entering a signature with a stylus pen.

Value

Copyright © FORCS Co.,LTD. All rights reserved.

true - Apply (The default value)

false - Do not apply

eform.signpad_viewtype

Sets view type of signpad.

Value

fittoframe - Displays the entire signpad as a signature area. When signing in groups, the signature areas are evenly distributed horizontally by the number of signatures
fittoframeandkeepratio - Displays the entire signpad as a signature area. When signing in groups, the signature areas are horizontally distributed, proportionally to the width of each signature
fittoframeverticalalign - Displays the entire signpad as a signature area. When signing in groups, the signature areas are vertically distributed, proportionally to the width of each signature
keepratio - Displays the signpad area in proportion to the signature size. When signing in groups, the signature areas are evenly distributed vertically. There is no undo button to revert back to the previous signature (The default value)
keepratioandfittoframe - Displays the entire signpad area as a signature area. When signing in groups, the signature areas are horizontally distributed, proportionally to the width of each signature. There is no undo button to revert back to the previous signature
scrollable - Displays a horizontal scroll at the bottom of the signpad when the width of the viewer window is smaller than the width of the signpad. When signing in groups, it works the same as KeepRatio. There is no undo button to revert back to the previous signature

Reference

Copyright © FORCS Co.,LTD. All rights reserved.

The parameter value scrollable works in HTML5JS/Android/iOS/WinUWP viewer. To use scrollable, please set eform.signpad_type value to dialog or keypad.

eform.signpad_zoom

Sets the report zoom ratio when the signature type is "zoom".

Reference

The default value is 500.

See Also

eform.signpad_type

eform.textbox_iconalignment

Sets the alignment of the [Prev]/[Next]/[Done] button that appear in the text input window.

Value

justify - The [Prev]/[Next] buttons are displayed on the top-leftmost of text input window and the [Done] button are displayed on the top-rightmost of text input window (The default value)
left - The [Prev]/[Next]/[Done] button are displayed on the top-leftmost of text input window

Copyright © FORCS Co.,LTD. All rights reserved.

right The [Prev]/[Next]/[Done] button are displayed on the top-rightmost of text input window

Reference

If not only the eform.inputcomponent_toolbar_button_json parameter is set, but also this parameter is set, then only the value set in the eform.inputcomponent_toolbar_button_json parameter is applied.

eform.textbox_passwordchar

Sets the password character in the text box.

Value

asterisk - Marked by asterisk
bullet - Marked by bullet (The default value)

Reference

In the HTML5JS viewer, when the mouse is over the text box or the focus is in the text box, the password character is always marked with an bullet regardless of the parameter values.

In the iOS viewer, when the focus is in the text box, the password character is always marked with an bullet regardless of the parameter values.

In other conditions, depending on the parameter value.

Copyright © FORCS Co.,LTD. All rights reserved.

eform.textbox_use_highlight

Sets whether to apply the highlighting effect to TextBox.

Value

true - Apply

false - Do not apply (The default value)

eform.togglebutton_type

Sets the execution type of ToggleButton.

Value

dialog - Run as dialog box

dialog_at_prev_next - Run as dialog box, only when the ToggleButton is selected due to previous / next sequence

direct - Click directly on the preview screen (The default value)

ensurevisible_at_prev_next - If the previous / next sequence is a ToggleButton, automatically scroll to reports in the area that can display a ToggleButton and stop previous / next sequence

Copyright © FORCS Co.,LTD. All rights reserved.

eform.togglebutton_use_highlight

Sets whether to apply the highlighting effect to ToggleButton.

Value

true - Apply

false - Do not apply (The default value)

Reference

To use this parameter, please set eform.togglebutton_type value to direct or ensurevisible_at_prev_next.

eform.use_image_rotation_editor

Sets whether to execute the image editing dialog.

Value

true - Execute the dialog (The default value)

false - Do not execute the dialog

Reference

This function works when an image is added by using ImagePicker or AttachmentButton.

Copyright © FORCS Co.,LTD. All rights reserved.

But, to use this function in ImagePicker, set the eform.imagepicker_camera_show_choose_button parameter value to true. Also, if the ImagePicker is set to the ImageFilter, please delete the SetEditType function of the ImageFilter.

HTML5 viewer is only supported in Mobile.

eform.usemultiscreen

Sets whether to use the multiscreen function.

Value

true - Use
false - Do not use (The default value)

Reference

To use this function, the multiscreen program must be driven normally and OZMultiscreen.dll file must be located in the same path as the ozcviewer.exe file.

In a multiscreen environment, the Freeze function will not work.

eform.voicerecorder_recording_timeout

Copyright © FORCS Co.,LTD. All rights reserved.

Sets recording time limit.

Reference

The default value is 0 and the unit is second.

Sets to a value between 0 and 3600. If set value to 0, records without time limit.

Copyright © FORCS Co.,LTD. All rights reserved.

eform_xml

Sets the options to save the eform_xml file.

When stored in the eform_xml file, the "Execute after save", "Save as one file" and "Save all document" options will be applied.

Available Viewers

Parameter	ActiveX	HTML5JS	HTML5SVG	Android	iOS	WinUWP
eform_xml.filename	O	O	X	X	X	X
eform_xml.groupbyreport	O	O	X	X	X	X
eform_xml.path	O	O	X	X	X	X

O Only e-Form

eform_xml.filename

Sets the file name.

Copyright © FORCS Co.,LTD. All rights reserved.

eform_xml.groupbyreport

Sets whether grouped by reports when you get the value of the input component in XML-formatted text.

Value

true - Grouped by reports

false - Not grouped by reports (The default value)

Reference

XML format is returned, depending on the parameter values are as follows:

- false

```
<ozform>
    <The name of component1>Value</The name of component1>
    <The name of component2>Value</The name of component2>
  ...
</ozform>
```

- true

```
<ozform>
  <report name="The displayname of the first report">
    <The name of component1>Value</The name of component1>
    <The name of component2>Value</The name of component2>
    ...
  </report>
```


Copyright © FORCS Co.,LTD. All rights reserved.

```
  <report name="The display name of the second report">
    <The name of component1>Value</The name of component1>
    <The name of component2>Value</The name of component2>
    ...
  </report>
  ...
</ozform>
```

eform_xml.path

Sets the file path.

Copyright © FORCS Co.,LTD. All rights reserved.

etcmenu

Sets sub menu of etc menu.

The group name and display order of sub menu is as follows.

- file(open, close, closeall, save, print)
- screentool(handtool, edittool)
- option(showtree, refresh, addmemo, savedm)
- pageselection(pagenavigator)
- pagecontrol(pagesetup, inversepaper, singlepagecontinuous_fittowidth, singlepage_fittoframe)
- finds(find)
- About
- Help

Available Viewers

Parameter	ActiveX	HTML5JS	HTML5SVG	Android	iOS	WinUWP
etcmenu.about	O	O	O	O	O	O
etcmenu.addarrow	O	O	X	X	X	X
etcmenu.addcheckmark	O	O	X	X	X	X
etcmenu.addcircle	O	O	X	X	X	X
etcmenu.addline	O	O	X	X	X	X
etcmenu.addmemo	O	O	X	X	X	X

Copyright © FORCS Co.,LTD. All rights reserved.

Parameter	ActiveX	HTML5JS	HTML5SVG	Android	iOS	WinUWP
etcmenu.addrectangle	O	O	X	X	X	X
etcmenu.close	O	O	X	O	O	O
etcmenu.closeall	O	O	X	O	O	O
etcmenu.copyinputdata_json	O	O	X	O	O	O
etcmenu.copyinputdata_xml	O	O	X	O	O	O
etcmenu.edittool	O	O	X	X	X	X
etcmenu.find	O	O	X	O	O	O
etcmenu.handtool	O	O	X	X	X	X
etcmenu.help	O	O	O	O	O	O
etcmenu.inputparameter	X	X	X	O	O	O
etcmenu.multiscreenguide	O	X	X	X	X	X
etcmenu.inversepaper	O	O	X	O	O	O
etcmenu.open	O	O	X	O	O	O
etcmenu.ozdhistory	X	O	X	O	O	O
etcmenu.pagenavigator	X	O	O	O	O	O

Copyright © FORCS Co.,LTD. All rights reserved.

Parameter	ActiveX	HTML5JS	HTML5SVG	Android	iOS	WinUWP
etcmenu.pagesetup	O	O	X	O	O	O
etcmenu.parameter	X	X	X	O	O	O
etcmenu.print	O	O	O	O	O	O
etcmenu.refresh	O	O	X	O	O	O
etcmenu.save	O	O	O	O	O	O
etcmenu.savedm	O	O	X	O	O	O
etcmenu.showconsole	O	O	O	X	X	X
etcmenu.showpagesorter	O	X	X	X	X	X
etcmenu.showthumbnail	O	O	O	O	O	O
etcmenu.showtree	O	O	O	O	O	O
etcmenu.singlepage_fittoframe	O	O	O	O	O	O
etcmenu.singlepagecontinuous_fittowidth	O	O	O	O	O	O
etcmenu.textselecttool	O	O	X	X	X	X

O Only e-Form

Copyright © FORCS Co.,LTD. All rights reserved.

etcmenu.about

Sets whether to display the [About] menu on the etc menu.

Value

true - Display (The default value)

false - Do not display

etcmenu.addarrow

Sets whether to display the [Add arrow] menu on the etc menu.

Value

true - Display

false - Do not display (The default value)

etcmenu.addcheckmark

Sets whether to display the [Add checkmark] menu on the etc menu.

Copyright © FORCS Co.,LTD. All rights reserved.

Value

true - Display

false - Do not display (The default value)

etcmenu.addcircle

Sets whether to display the [Add circle] menu on the etc menu.

Value

true - Display

false - Do not display (The default value)

etcmenu.addline

Sets whether to display the [Add line] menu on the etc menu.

Value

true - Display

false - Do not display (The default value)

Copyright © FORCS Co.,LTD. All rights reserved.

etcmenu.addmemo

Sets whether to display the [Add memo] menu on the etc menu.

Value

true - Display

false - Do not display (The default value)

etcmenu.addrectangle

Sets whether to display the [Add rectangle] menu on the etc menu.

Value

true - Display

false - Do not display (The default value)

etcmenu.close

Sets whether to display the [Close] menu on the etc menu.

Copyright © FORCS Co.,LTD. All rights reserved.

Value

true - Display (The default value)

false - Do not display

etcmenu.closeall

Sets whether to display the [Close all] menu on the etc menu.

Value

true - Display (The default value)

false - Do not display

etcmenu.copyinputdata_json

Sets whether to display the [Copy input data (json)] menu on the etc menu.

Value

true - Display

false - Do not display (The default value)

Reference

Copyright © FORCS Co.,LTD. All rights reserved.

When you click this menu, replaces the input value of input components as a JSON format string and then copies to the clipboard. However, in Android Viewer, the dialog box to select the text-editing app is run and the JSON format string is passed to the app that you have selected.

This parameter values work as true in the e-Form Designer.

etcmenu.copyinputdata_xml

Sets whether to display the [Copy input data (xml)] menu on the etc menu.

Value

true - Display
false - Do not display (The default value)

Reference

When you click this menu, replaces the input value of input components as an XML format string and then copies to the clipboard. However, in Android Viewer, the dialog box to select the text-editing app is run and the XML format string is passed to the app that you have selected.

This parameter values work as true in the e-Form Designer.

Copyright © FORCS Co.,LTD. All rights reserved.

etcmenu.edittool

Sets whether to display the [Edit tool] menu on the etc menu.

Value

true - Display (The default value)

false - Do not display

etcmenu.find

Sets whether to display the [Search] menu on the etc menu.

Value

true - Display

false - Do not display

Reference

In the Android/iOS/WinUWP viewer, the default value is "true". In other viewers, the default value is "false".

Copyright © FORCS Co.,LTD. All rights reserved.

etcmenu.handtool

Sets whether to display the [Hand tool] menu on the etc menu.

Value

true - Display (The default value)

false - Do not display

etcmenu.help

Sets whether to display the [Help] menu on the etc menu.

Value

true - Display (The default value)

false - Do not display

etcmenu.inputparameter

Sets whether to display the [Input parameters] menu on the etc menu.

Copyright © FORCS Co.,LTD. All rights reserved.

Value

true - Display

false - Do not display (The default value)

Reference

The [Input parameters] menu is disabled in reports without parameters.

etcmenu.inversepaper

Sets whether to display the [Inverse Paper] menu on the etc menu.

Value

true - Display

false - Do not display (The default value)

etcmenu.multiscreenguide

Sets whether to display the [Guide mode] on the etc menu.

Value

true - Display (The default value)

Copyright © FORCS Co.,LTD. All rights reserved.

false - Do not display

Reference

To use this parameter, please set the eform.usemultiscreen parameter value to true.

etcmenu.open

Sets whether to display the [Open] menu on the etc menu.

Value

true - Display (The default value)

false - Do not display

etcmenu.ozdhistory

Sets whether to display the [Show saved history] menu on the etc menu.

Value

true - Display (The default value)

false - Do not display

Reference

Copyright © FORCS Co.,LTD. All rights reserved.

The [Show saved history] menu is displayed only for an OZD in which the changed history of an input component is saved. Otherwise, this menu is not displayed.

The [Show saved history] menu is possible to use only in iOS 8.0 or later.

This function can save the changed history of input components when you save OZD and search for the saved history. To use the function, set the ozd.includeedithistory parameter to true and change the input component value and save the report as OZD format. If you open the OZD that you saved, the [Show saved history] menu is displayed on the etc menu and you can search for the saved history by selecting the [Show saved history] menu.

The list of saved history is displayed according to the rules below.

- The sort date and time in descending order.
- The parameter value of ozsystem.user_name and ozsystem.user_id is displayed in "user_name (user_id)" format under the date of saved history when you save the file as OZD format. If only the parameter value of ozsystem.user_id is set, it is displayed in the "user_id" format.

Details are displayed according to the rules below.

- Displayed in a group by page.
- If there is a FormID, the component name is displayed as FormID and if there is not, it is displayed as a component name. Also, if FormID or the component name is duplicated, it is saved separately and displayed.
- The component to be saved and the content to be displayed are the same as shown in the table below.

Component	Content
CheckBox	Icon and text indicating whether to check or not
RadioButton	Text of checked RadioButton among RadioButton grouped as RadioButtonGroup.

Copyright © FORCS Co.,LTD. All rights reserved.

Component	Content
TextBox	Text
SignPad	View signature icon. By clicking the icon, a pop-up window is executed and allows you to check the content.
ImagePicker	View image icon. By clicking the icon, a pop-up window is executed and allows you to check the image.
ComboBox	Text of a selected item
NumericUpDown	Number value
DateTimePicker	Date
VoiceRecorder	Recording listening icon. By clicking the icon, the player is executed and allows you to check the content. Note that HTML5JS viewer does not support the recording listening icon.
ToggleButton	Text of selected item
AttachmentButton	View attachment file icon. When the view attachment file icon is selected, a pop-up window opens, which allows you to check the attached file. Note that HTML5JS viewer does not support the view attachment file icon.

etcmenu.pagenavigator

Copyright © FORCS Co.,LTD. All rights reserved.

Sets whether to display the page navigator or the page coordinate window on the etc menu.

Value

true - Display (The default value)
false - Do not display

Reference

The Mobile Viewer displays the page navigator. The PC Viewer displays the page coordinate window.

etcmenu.pagesetup

Sets whether to display the [Page setup] menu on the etc menu.

Value

true - Display (The default value)
false - Do not display

etcmenu.parameter

Sets whether to display the [Parameter toolbar] menu on the etc menu.

Copyright © FORCS Co.,LTD. All rights reserved.

Value

true - Display

false - Do not display (The default value)

Reference

The [Parameter toolbar] menu is disabled in reports without the parameter toolbar.

etcmenu.print

Sets whether to display the [Print] menu on the etc menu.

Value

true - Display

false - Do not display

Reference

In the Android/iOS/WinUWP viewer, the default value is "true". In other viewers, the default value is "false".

etcmenu.refresh

Copyright © FORCS Co.,LTD. All rights reserved.

Sets whether to display the [Report refresh] menu on the etc menu.

Value

true - Display (The default value)

false - Do not display

etcmenu.save

Sets whether to display the [Save] menu on the etc menu.

Value

true - Display

false - Do not display

Reference

In the Android/iOS/WinUWP viewer, the default value is "true". In other viewers, the default value is "false".

etcmenu.savedm

Sets whether to display the [Save data] menu on the etc menu.

Copyright © FORCS Co.,LTD. All rights reserved.

Value

true - Display

false - Do not display (The default value)

etcmenu.showconsole

Sets whether to display the [Show console] menu on the etc menu.

Value

true - Display

false - Do not display

Reference

HTML5 viewer is only supported in PC.

etcmenu.showpagesorter

Sets whether to display the [Show page sorter] menu on the etc menu.

Value

true - Display (The default value)

Copyright © FORCS Co.,LTD. All rights reserved.

false - Do not display

etcmenu.showthumbnail

Sets whether to display the [Show thumbnail] menu on the etc menu.

Value

true - Display (The default value)

false - Do not display

etcmenu.showtree

Sets whether to display the [Show tree] menu on the etc menu.

Value

true - Display (The default value)

false - Do not display

etcmenu.singlepage_fittoframe

Copyright © FORCS Co.,LTD. All rights reserved.

Sets whether to display the [Single Page Fit Screen] menu on the etc menu.

Value

true - Display

false - Do not display (The default value)

etcmenu.singlepagecontinuous_fittowidth

Sets whether to display the [Single Page Continuous Fit Width] menu on the etc menu.

Value

true - Display

false - Do not display (The default value)

etcmenu.textselecttool

Sets whether to display the [Text Select tool] menu on the etc menu.

Value

true - Display

Copyright © FORCS Co.,LTD. All rights reserved.

false - Do not display (The default value)

Reference

To enable this menu, you must set the viewer.usetextselectmenu parameter value to true.

Copyright © FORCS Co.,LTD. All rights reserved.

excel

Sets the options to save the XLS file.

Android/iOS Viewer requires the following settings.

[Android]

- Add the library file in the Eclipse project.
  ✓libozrvpack_xlswriter.so

[iOS]

- Add the framework in the Xcode project.
  ✓OZPackXLS.framework

- Add the script
  ✓Call the __OZExportPack_load_excel2003() function before using this function.

Available Viewers

Parameter	ActiveX	HTML5JS	HTML5SVG	Android	iOS	WinUWP
excel.autofit	O	O	O	O	O	O
excel.autofitheight	O	O	O	O	O	O
excel.autofitwidth	O	O	O	O	O	O
excel.convertedimage dpi	O	O	O	O	O	O
excel.filename	O	O	O	O	O	X

Copyright © FORCS Co.,LTD. All rights reserved.

Parameter	ActiveX	HTML5JS	HTML5SVG	Android	iOS	WinUWP
excel.freezepanes_column	O	O	O	O	O	O
excel.freezepanes_row	O	O	O	O	O	O
excel.insert_horizontal_pagebreaks	O	O	O	O	O	O
excel.largebundle	O	O	X	O	O	O
excel.matchmode	O	O	O	O	O	O
excel.matchsubmode	O	O	O	O	O	O
excel.minimum_cellheight	O	O	O	O	O	O
excel.minimum_cellwidth	O	O	O	O	O	O
excel.numberformat	O	O	O	O	O	O
excel.path	O	X	X	X	O	X
excel.removeblank	O	O	O	O	O	O
excel.removeoption	O	O	O	O	O	O
excel.removerange	O	O	O	O	O	O
excel.removeranges	O	O	O	O	O	O
excel.savebyhtml	O	O	O	O	O	O

Copyright © FORCS Co.,LTD. All rights reserved.

Parameter	ActiveX	HTML5JS	HTML5SVG	Android	iOS	WinUWP
excel.savedatetype	O	O	O	X	X	X
excel.savefont	O	O	X	O	O	O
excel.savefontsize	O	O	O	O	O	O
excel.savelinkurl	O	O	O	O	O	O
excel.savememo	O	O	X	O	O	O
excel.savemode	O	O	O	O	O	O
excel.savenumbertype	O	O	O	O	O	O
excel.savetogeneral	O	O	O	O	O	O
excel.showgridlines	O	O	O	O	O	O
excel.shrinktofit	O	O	O	O	O	O
excel.use_default_color_palette	O	O	O	O	O	O
excel.zoom	O	O	O	O	O	O

excel.autofit

Sets the "Auto Selected" option.

Copyright © FORCS Co.,LTD. All rights reserved.

Value

true - Check

false - Do not check (The default value)

See Also

Excel Save Option Dialog Box

excel.autofitheight

Sets the "Height" of the "Auto Select" option.

Reference

The default value is 1.

Applies only if the "excel.autofit" parameter value is "true".

See Also

Excel Save Option Dialog Box

excel.autofitwidth

Copyright © FORCS Co.,LTD. All rights reserved.

Sets the "Width" of the "Auto Select" option.

Reference

The default value is 1.

Applies only if the "excel.autofit" parameter value is "true".

See Also

Excel Save Option Dialog Box

excel.convertedimagedpi

Sets the dpi of components that are stored as Images.

Reference

The default value is 96 and the unit is in dpi.

excel.filename

Sets the file name.

See Also

Copyright © FORCS Co.,LTD. All rights reserved.

export.applyformat, export.format

Save Dialog Box

excel.freezepanes_column

Sets the "Column" of the "Freeze panes" option.

Reference

Set to a value between A and IV.

excel.freezepanes_row

Sets the "Row" of the "Freeze panes" option.

Reference

Set to a value between 1 and 32767.

excel.insert_horizontal_pagebreaks

Copyright © FORCS Co.,LTD. All rights reserved.

Sets whether to add the horizontal page break.

Value

true - Add the horizontal page break

false - Do not add the horizontal page break (The default value)

Reference

Applies only if more than two pages should be exported and the "excel.removeblank" parameter value is "false" and the "excel.savemode" parameter value is "keepform".

excel.largebundle

Sets the "Save one page" option in the Basic Save Option Dialog Box when you save the report to XLS.

Value

true - Check

false - Do not check (The default value)

Reference

Please use this parameter when you want to set the "Save one page" option to work independently only XLS regardless of the different formats. For example, the "Save one page" option is checked only in in XLS when set to "excel.largebundle=true, export.largebundle=false". Likewise, the "Save one page" option is unchecked only in XLS

Copyright © FORCS Co.,LTD. All rights reserved.

when set to "excel.largebundle=false, export.largebundle=true". The above rules still apply even if you check or uncheck the "Save one page" option in the Viewer window.

Please set "viewer.largebundle=true" when trying to save the report to a single page when the report is exported directly without previewing.

See Also

Basic Save Option Dialog Box

excel.matchmode

Sets the "Save type" option.

Value

columnpersheet - The "Column pages per sheet" option is checked (The default value)
pagepersheet - The "Page per sheet" option is checked

Reference

If the value of the parameter is set to "columnpersheet", the same column is saved in the same sheet and if the value of the parameter is set to "pagepersheet", each page is saved as a separate sheet.

See Also

Excel Save Option Dialog Box

Copyright © FORCS Co.,LTD. All rights reserved.

excel.matchsubmode

Sets the "Column first" or "Row first" option.

Value

columnfirst - The "Column first" option is checked

rowfirst - The "Row first" option is checked (The default value)

Reference

Effective only when "excel.matchmode=pagepersheet".

See Also

Excel Save Option Dialog Box

excel.minimum_cellheight

Sets the "Height" of the "Minimum Cell Size" option.

Reference

The default value is 1.

Effective only when "excel.savemode=keepform".

See Also

Copyright © FORCS Co.,LTD. All rights reserved.

Excel Save Option Dialog Box

excel.minimum_cellwidth

Sets the "Width" of the "Minimum Cell Size" option.

Reference

The default value is 1.

Effective only when "excel.savemode=keepform".

See Also

Excel Save Option Dialog Box

excel.numberformat

Sets the format of the "Format" option.

Reference

The default value is #,##0.

To delete the format, please set this parameter value to default.

Copyright © FORCS Co.,LTD. All rights reserved.

See Also

Excel Save Option Dialog Box

excel.path

Sets the file path.

See Also

Save Dialog Box

excel.removeblank

Sets the "Remove blank lines between pages" option.

Value

true - Check

false - Do not check (The default value)

See Also

Excel Save Option Dialog Box

Copyright © FORCS Co.,LTD. All rights reserved.

excel.removeoption

Sets the remove line option.

Value

firstpageexcept - The "Except first page" option is checked

firstpageonly - The "Only first page" option is checked

allpage - The "All pages" option is checked (The default value)

See Also

Excel Save Option Dialog Box

excel.removerange

Sets the start line and end line of the "Line" option, set in the "StartLine, EndLine" format.

Reference

This parameter has lower priority than the "excel.removeranges" parameter.

See Also

Excel Save Option Dialog Box

Copyright © FORCS Co.,LTD. All rights reserved.

excel.removeranges

Sets the line range of the "Line" option, set in the "StartLine-EndLine,Line,StartLine-EndLine" format.

Reference

This parameter has higher priority than the "excel.removerange" parameter.

See Also

Excel Save Option Dialog Box

excel.savebyhtml

Sets the "Save as mht" option.

Value

true - Check

false - Do not check (The default value)

See Also

Excel Save Option Dialog Box

Copyright © FORCS Co.,LTD. All rights reserved.

excel.savedatetype

Sets the "Convert date format text to date and time" option.

Value

true - Check

false - Do not check (The default value)

See Also

Excel Save Option Dialog Box

excel.savefont

Sets the "Font" of the "Font" option.

See Also

Excel Save Option Dialog Box

Copyright © FORCS Co.,LTD. All rights reserved.

excel.savefontsize

Sets the "Size" of the "Font" option.

See Also

Excel Save Option Dialog Box

excel.savelinkurl

Sets the "URL link" of the "Save link" option.

Value

true - Check (The default value)

false - Do not check

See Also

Basic Save Option Dialog Box

excel.savememo

Copyright © FORCS Co.,LTD. All rights reserved.

Sets the save option for memos and callout shapes when saving a XLS file.

Value

all - Follows the value of memo.exportoption, arrow.exportoption, checkmark.exportoption, circle.exportoption, line.exportoption, and rectangle.exportoption (The default value)

nothing - Does not save memos and callout shapes

excel.savemode

Sets the "Save mode" option.

Value

keepform - The "Keep the report form" option is checked (The default value)

ignoreprops - The "Ignore color, border, merge cell" option is checked

ignoreblank - The "Remove adjacent cell after dividing" option is checked

See Also

Excel Save Option Dialog Box

excel.savenumbertype

Copyright © FORCS Co.,LTD. All rights reserved.

Sets the "Numeric type text convert to number" option.

Value

true - Check

false - Do not check (The default value)

See Also

Excel Save Option Dialog Box

excel.savetogeneral

Sets the "Convert data to general(cell format)" of the "Format" option.

Value

true - Check

false - Do not check (The default value)

Reference

This parameter has higher priority than the "excel.numberformat" parameter.

See Also

Excel Save Option Dialog Box

Copyright © FORCS Co.,LTD. All rights reserved.

excel.showgridlines

Sets the "Show gridlines" of the "Display option" option.

Value

true - Check (The default value)

false - Do not check

See Also

Excel Save Option Dialog Box

excel.shrinktofit

Sets the "Shrink to fit" of the "Text control" option.

Value

true - Check

false - Do not check (The default value)

See Also

Excel Save Option Dialog Box

Copyright © FORCS Co.,LTD. All rights reserved.

excel.use_default_color_palette

Sets whether to use the basic color palette in Excel.

Value

true - Use the basic color palette in Excel (The default value)
false - Use the color used in the report

Reference

If the excel.use_default_color_palette parameter is set to false, the default color palette of excel is changed to the color specified on the label("Text Color", "Background Color", "Border Color").

There are 56 color palettes in Excel. OZ Viewer can set the color of 54 kinds except for black and white.

The palette colors are applied in the order in the component tree. The color specified on the label in the following order applies to the color palette.(Text Color -> Background Color -> Left Border Color -> Top Border Color -> Bottom Border Color -> Right Border Color)

To save the label color as it appears on the screen when saving the report to Excel, set excel.use_default_color_palette and the excel.savebyhtml values to false.

The excel.savebyhtml parameter value is true and excel.use_default_color_palette parameters are always applied as true.

Copyright © FORCS Co.,LTD. All rights reserved.

excel.zoom

Sets the "Zoom In/Out" of "Ratio" option.

Reference

The default value is 100. Set to a value between 10 and 400.

Copyright © FORCS Co.,LTD. All rights reserved.

export

Sets the saved options.

Available Viewers

Parameter	ActiveX	HTML5JS	HTML5SVG	Android	iOS	WinUWP
export.applyformat	O	O	O	O	O	O
export.confirmsave	O	X	X	X	O	X
export.displaynames	O	O	O	O	O	O
export.displaytargets	X	X	X	O	O	O
export.donot_export_at_invalid_image	O	O	X	O	O	O
export.donot_export_at_invalid_script	O	O	X	O	O	O
export.enablegul_ignorelocale	O	X	X	X	X	X
export.enablehwp_ignorelocale	O	O	O	O	O	O
export.executefile	O	X	X	O	O	O
export.exportbypage	O	O	O	O	O	O
export.externalmodule	O	X	X	X	X	X

Copyright © FORCS Co.,LTD. All rights reserved.

Parameter	ActiveX	HTML5JS	HTML5SVG	Android	iOS	WinUWP
export.filename	O	O	O	O	O	X
export.format	O	O	O	O	O	O
export.hidecontrols	O	O	O	O	O	O
export.keeplastpath	O	X	X	X	X	X
export.largebundle	O	O	X	O	O	O
export.lockcontrols	O	O	O	O	O	O
export.mode	O	O	O	O	O	O
export.pagerange	O	O	O	O	O	O
export.pages	O	O	O	O	O	O
export.path	O	X	X	X	O	X
export.savearrow	O	O	O	O	O	O
export.savebarcode	O	O	O	O	O	O
export.savechart	O	O	O	O	O	O
export.savecheckmark	O	O	X	X	X	X
export.savecircle	O	O	O	O	O	O
export.savedatamatrix barcode	O	O	O	O	O	O
export.savehtml	O	O	O	O	O	O

Copyright © FORCS Co.,LTD. All rights reserved.

Parameter	ActiveX	HTML5JS	HTML5SVG	Android	iOS	WinUWP
export.saveimage	O	O	O	O	O	O
export.savelabel	O	O	O	O	O	O
export.saveline	O	O	O	O	O	O
export.savememo	O	O	X	O	O	O
export.savemultidoc	O	O	O	O	O	O
export.saveonefile	O	O	O	O	O	O
export.savepdf417	O	O	O	O	O	O
export.saveqrbarcode	O	O	O	O	O	O
export.saverect	O	O	O	O	O	O
export.showoverwrite message	O	X	X	O	O	O
export.silentexecute	O	X	X	O	O	O
export.skip	O	O	O	O	O	O
export.target	O	X	X	O	O	O
export.uac	O	X	X	X	X	X
export.usedialogopt	O	O	O	O	O	O
export.useprogressbar	O	X	X	O	O	O
export.zip	O	O	O	O	O	X

Copyright © FORCS Co.,LTD. All rights reserved.

Parameter	ActiveX	HTML5JS	HTML5SVG	Android	iOS	WinUWP
export.zipfilename	O	O	O	O	O	X
export.zipfilename_postfix	O	O	O	O	O	X
export.zipfilename_prefix	O	O	O	O	O	X
export.zippassword	O	O	O	O	O	X
export.zippath	O	X	X	X	X	X

export.applyformat

Sets the "Save as type" option to be listed in the Save dialog box.

Value

cell - Haansoft Cell File(*.cell)

csv - Comma Separated Values File(*.csv)

doc - Microsoft Word Document(*.doc)

gif - GIF Image(*.gif)

gul - Jungum Global File(*.gul)

han97 - Hangul97 File(*.hml)

html - Web Page(*.html)

hwp - Hangul File(*.hwp)

jpg - JPEG File(*.jpg)

mht - Web Page Save File(*.mht)

Copyright © FORCS Co.,LTD. All rights reserved.

nxl - Haansoft Nexcel File(*.nxl)

ozd - OZ Report Data File(*.ozd)

pdf - Adobe PDF File(*.pdf)

png - PNG Image(*.png)

ppt - Microsoft Presentation(*.ppt)

svg - Scalable Vector Graphics(*.svg)

tif - Tagged Image Format File(*.tif)

txt - Tab Separated(*.txt)

xls - Microsoft Excel 97-2003 File(*.xls)

xlsx - Microsoft Excel File(*.xlsx)

Reference

The parameter values can be set to multiple values using ",".

This parameter has lower priority than the "export.displaynames" parameter.

If you want to display Jungum Global File(*.gul), Hangul File (*. Hwp), and Hangul97 File (*. Hml) formats regardless of the language, set the export.enablegul_ignorelocale and export.enablehwp_ignorelocale values to true.

See Also

Save Dialog Box

export.confirmsave

Sets whether to display the save path verification window.

Copyright © FORCS Co.,LTD. All rights reserved.

Value

true - Display the Confirm file location window (The default value)

false - Do not display the Confirm file location window

Reference

Applies only if the "export.mode" parameter value is "showprogress" or "silent".

export.displaynames

Sets the "Save as type" option to be listed in the Save dialog box.

Reference

Set the parameter values in the following format: "[Type1,Desc1][Type2,Desc2]...".

The available types are ozd, pdf, xls, xlsx, doc, ppt, html, csv, txt, jpg, png, gif, tif, svg, mht, gul, nxl, and cell.

Sets the file type and file description.

This parameter has higher priority than the "export.applyformat" parameter.

See Also

Save Dialog Box

Copyright © FORCS Co.,LTD. All rights reserved.

export.displaytargets

Sets whether to display disk, email, ozmail and share in the Save Dialog Box and sets their order. In addition, you can add the user-defined target.

Reference

The parameter values can be set to multiple values using a ",".

The disk, email, ozmail and share is displayed according to the viewer language, and the user-defined target is displayed with the same text in any language.

If you save the report as a user-defined target, the export.executefile and export.savemultidoc parameters work as false.

export.donot_export_at_invalid_image

Sets which report formats are not saved when an image loading error occurs.

Value

"" - Saves all file formats when saving a report (The default value)

all - No saveable file format when saving a report

Reference

File formats such as ozd, csv, txt, and hdm are not saved.

Copyright © FORCS Co.,LTD. All rights reserved.

Even if this parameter value is set to "all", reports with an image loading error cannot be saved. Furthermore, if "global.concatpage=false" is set and "Save all documents" is checked in a multi-report environment, all reports are saved except the ones with errors.

export.donot_export_at_invalid_script

Sets which report formats are not saved when an script error occurs.

Value

"" - Saves all file formats when saving a report (The default value)
all - No saveable file formatwhen saving a report

Reference

Even if this parameter value is set to "all", reports with an script error cannot be saved. Furthermore, if "global.concatpage=false" is set and "Save all documents" is checked in a multi-report environment, all reports are saved except the ones with errors.

export.enablegul_ignorelocale

Sets whether to display the GUL format on the "Save as type" list.

Value

Copyright © FORCS Co.,LTD. All rights reserved.

true - Display

false - Do not display (The default value)

Reference

If the language of viewer is Korean or English, this parameter does not apply.

export.enablehwp_ignorelocale

Sets whether to display the HWP and HML formats on the "Save as type" list.

Value

true - Display

false - Do not display (The default value)

Reference

If the language of viewer is Korean or English, this parameter does not apply.

export.executefile

Sets the "Execute after save" option.

Value

Copyright © FORCS Co.,LTD. All rights reserved.

true - Check

false - Do not check (The default value)

See Also

Basic Save Option Dialog Box

export.exportbypage

Sets the "Save by page" option.

Value

true - Check

false - Do not check (The default value)

export.externalmodule

Sets the external dll file name which will be used to link with external modules when saving.

Copyright © FORCS Co.,LTD. All rights reserved.

export.filename

Sets the file name.

See Also

Save Dialog Box

export.format

Sets the value of the Save as type to choose.

Value

cell - Haansoft Cell File(*.cell)

csv - Comma Separated Values File(*.csv)

doc - Microsoft Word Document(*.doc)

eform_xml - eform_xml File

gif - GIF Image(*.gif)

gul - Jungum Global File(*.gul)

han97 - Hangul97 File(*.hml)

html - Web Page(*.html)

hwp - Hangul File(*.hwp)

jpg - JPEG File(*.jpg)

mht - Web Page Save File(*.mht)

nxl - Haansoft Nexcel File(*.nxl)

ozd - OZ Report Data File(*.ozd)

Copyright © FORCS Co.,LTD. All rights reserved.

pdf - Adobe PDF File(*.pdf)

png - PNG Image(*.png)

ppt - Microsoft Presentation(*.ppt)

svg - Scalable Vector Graphics(*.svg)

tif - Tagged Image Format File(*.tif)

txt - Tab Separated(*.txt)

xls - Microsoft Excel 97-2003 File(*.xls)

xlsx - Microsoft Excel File(*.xls)

Reference

Please list the file formats with a comma when you save directly without displaying the report on screen. In addition, please set the export.mode parameter as silent and set the export.path and export.filename.

The eform_xml file format is available only if you set the export.mode parameter as silent. In addition, please set the eform_xml.path and eform_xml.filename.

If you want to display Haansoft Nexcel File(*.nxl) and Haansoft Cell File(*.cell), set export.applyformat to nxl, cell.

See Also

Save Dialog Box

viewer.mode

export.hidecontrols

Copyright © FORCS Co.,LTD. All rights reserved.

Sets whether to hide the destination, save to, and option buttons.

Value

true - Hide the destination, save to, and option buttons

false - Display all options (The default value)

option - Hide the option button

See Also

export.lockcontrols

export.keeplastpath

Sets whether to save the file path set by a user in the viewer mode.

Value

true - Save

false - Do not save (The default value)

Reference

If the "export.mode" parameter value is "silent", this parameter does not apply.

If this parameter value is set to "true", parameters such as "export.path" that set the save path do not work properly.

Copyright © FORCS Co.,LTD. All rights reserved.

export.largebundle

Sets the "Save one page" option.

Value

true - Check

false - Do not check (The default value)

Reference

To save a report directly without previewing when saving a multiple page report as a single page, set "viewer.largebundle=true".

See Also

Basic Save Option Dialog Box

export.lockcontrols

Sets whether to allow changes in the Save dialog box options.

Value

true - Disable all options

false - Enable all options (The default value)

format - Disable the "Save as type" option

direction - Disable the "Destination" option

Copyright © FORCS Co.,LTD. All rights reserved.

path - Disable the "Save to" option and the [Browse] button

option - Disable the [Option] button

See Also

Save Dialog Box

export.mode

Sets the save mode.

Value

normal - Displays the Save dialog box. Does not display the Confirm file location window (The default value)

showprogress - Displays the Save dialog box. Displays the Confirm file location window

silent - Saves without displaying the save dialog. Displays the Confirm file location window

See Also

Save Dialog Box

export.pagerange

Copyright © FORCS Co.,LTD. All rights reserved.

Sets the "Save range" option.

Value

all - All (The default value)

current - Current page

range - Pages

selected - Selection

See Also

Basic Save Option Dialog Box

export.pages

Sets the range of pages to save. Set in the "StartPage-EndPage,PageNumber,StartPage-EndPage" format.

See Also

Basic Save Option Dialog Box

export.path

Sets the file path.

Copyright © FORCS Co.,LTD. All rights reserved.

See Also

Save Dialog Box

export.savearrow

Sets the "Arrow" option.

Value

true - Check (The default value)

false - Do not check

See Also

Basic Save Option Dialog Box

export.savebarcode

Sets the "Barcode" option.

Value

true - Check (The default value)

false - Do not check

Copyright © FORCS Co.,LTD. All rights reserved.

See Also

Basic Save Option Dialog Box

export.savechart

Sets the "Chart" option.

Value

true - Check (The default value)

false - Do not check

See Also

Basic Save Option Dialog Box

export.savecheckmark

Sets whether to save the checkmark when saving the report.

Value

true - Save (The default value)

false - Do not save

Copyright © FORCS Co.,LTD. All rights reserved.

export.savecircle

Sets the "Circle" option.

Value

true - Check (The default value)

false - Do not check

See Also

Basic Save Option Dialog Box

export.savedatamatrixbarcode

Sets the "DataMatrix Barcode" option.

Value

true - Check (The default value)

false - Do not check

See Also

Basic Save Option Dialog Box

Copyright © FORCS Co.,LTD. All rights reserved.

export.savehtml

Sets the "HTML" option.

Value

true - Check (The default value)

false - Do not check

See Also

Basic Save Option Dialog Box

export.saveimage

Sets the "Image" option.

Value

true - Check (The default value)

false - Do not check

See Also

Basic Save Option Dialog Box

Copyright © FORCS Co.,LTD. All rights reserved.

export.savelabel

Sets the "Text Label" option.

Value

true - Check (The default value)

false - Do not check

See Also

Basic Save Option Dialog Box

export.saveline

Sets the "Line" option.

Value

true - Check (The default value)

false - Do not check

See Also

Basic Save Option Dialog Box

Copyright © FORCS Co.,LTD. All rights reserved.

export.savememo

Sets the save option for memos and callout shapes when saving a report.

Value

all - Follows the value of memo.exportoption, arrow.exportoption, checkmark.exportoption, circle.exportoption, line.exportoption, and rectangle.exportoption (The default value)

nothing - Does not save memos and callout shapes

export.savemultidoc

Sets the "Save all document" option.

Value

true - Check

false - Do not check (The default value)

See Also

Basic Save Option Dialog Box

Copyright © FORCS Co.,LTD. All rights reserved.

export.saveonefile

Sets the "Save as one file" option.

Value

true - Check

false - Do not check (The default value)

See Also

Basic Save Option Dialog Box

export.savepdf417

Sets the "PDF417" option.

Value

true - Check (The default value)

false - Do not check

See Also

Basic Save Option Dialog Box

Copyright © FORCS Co.,LTD. All rights reserved.

export.saveqrbarcode

Sets the "QR Barcode" option.

Value

true - Check (The default value)

false - Do not check

See Also

Basic Save Option Dialog Box

export.saverect

Sets the "Rectangle" option.

Value

true - Check (The default value)

false - Do not check

See Also

Basic Save Option Dialog Box

Copyright © FORCS Co.,LTD. All rights reserved.

export.showoverwritemessage

Sets whether to display the overwrite confirmation window if the file name is duplicated.

Value

true - Display

false - Do not display (The default value)

export.silentexecute

Sets whether to run the exported file after exporting the report to a temporary file.

Value

true - Run the exported file after exporting the report to a temporary file

false - Display save dialog box (The default value)

Reference

This parameter works only when the user clicks on the icon in the toolbar to export the specified format.

Copyright © FORCS Co.,LTD. All rights reserved.

export.skip

Sets not to save this report.

Value

true - Do not save

false - Save (The default value)

Reference

Even if the value of this parameter is set to true, the save icon in the toolbar is not disabled, and a save not available notification window is displayed when the user executes the save.

Also, a save event occurs for reports that are excluded from saving, and the save result is returned as failed.

export.target

Sets the "Destination" option.

Value

disk - Disk File (The default value)

email - Mail

ozmail - OZ Mail

Copyright © FORCS Co.,LTD. All rights reserved.

share - Share

Reference

If you send a mail directly without displaying the Save Dialog Box, you must set the export.path, export.filename and export.format.

To share option only applies to Android/iOS/WinUWP Viewer. However, In iOS 8.0 or later versions only the sharing app selection window will be displayed, and in versions lower than version 8.0, an error message is displayed.

See Also

Save Dialog Box

export.uac

Sets whether to use UAC(User Account Control) in Windows Vista or later.

Value

true - Use UAC
false - Do not use UAC (The default value)

export.usedialogopt

Copyright © FORCS Co.,LTD. All rights reserved.

Sets whether to configure options to multi-reports set on preview.

Value

true - Apply configured options to other reports

false - Apply to selected reports only (The default value)

Reference

Applies only if the "export.saveonefile" parameter value is "true".

export.useprogressbar

Sets whether to display the progress bar when exporting the report.

Value

default - If you export a report in the preview screen, the progress bar is displayed.

Otherwise, the progress bar is not displayed (The default value)

true - Always displays the progress bar

false - Always does not display the progress bar

export.zip

Sets the "Compress" option.

Copyright © FORCS Co.,LTD. All rights reserved.

Value

true - Check

false - Do not check (The default value)

Reference

When you compress and save the report in several formats, please exclude the OZD format. If the OZD format is included, an error occurs.

If you set this parameter value to true, the html.imagepath parameter will not work.

See Also

Basic Save Option Dialog Box

export.zipfilename

Set the file name of the compressed file.

Reference

Applies only if the "export.zip" parameter value is "true".

See Also

Save Dialog Box

Copyright © FORCS Co.,LTD. All rights reserved.

export.zipfilename_postfix

Set the postfix to add to the compressed file name.

Reference

Applies only if the "export.zip" parameter value is "true".

The postfix does not appear in the save dialog box. It will be added to the saved file name.

export.zipfilename_prefix

Set the prefix to add to the compressed file name.

Reference

Applies only if the "export.zip" parameter value is "true".

The prefix does not appear in the save dialog box. It will be added to the saved file name.

export.zippassword

Sets the "Password" of the "Compress" option.

Copyright © FORCS Co.,LTD. All rights reserved.

Reference

Applies only if the "export.zip" parameter value is "true".

See Also

Basic Save Option Dialog Box

export.zippath

Sets the file path of the compressed file.

Reference

Applies only if the "export.zip" parameter value is "true".

See Also

Save Dialog Box

Copyright © FORCS Co.,LTD. All rights reserved.

find

Sets the options of Find dialog box.

Available Viewers

Parameter	ActiveX	HTML5JS	HTML5SVG	Android	iOS	WinUWP
find.what	O	O	X	O	O	O
find.direction	O	O	X	O	O	O
find.matchwholeword	O	O	X	O	O	O
find.matchcase	O	O	X	O	O	O

find.what

Sets the "Find what" option.

find.direction

Copyright © FORCS Co.,LTD. All rights reserved.

Sets the "Direction" option.

Value

down - Down (The default value)

up - Up

find.matchwholeword

Sets the "Match whole word only" option.

Value

true - Check

false - Do not check (The default value)

find.matchcase

Sets the "Match case" option.

Value

true - Check

false - Do not check (The default value)

Copyright © FORCS Co.,LTD. All rights reserved.

Copyright © FORCS Co.,LTD. All rights reserved.

font

Sets the alternative font.

This parameter is used to change to a different font if the user operating system does not support the fonts.

The Android/iOS viewer, to use the font parameters, you must include the font in Eclipse/Xcode project. Refer to Viewer Installation and Running section.

Available Viewers

Parameter	ActiveX	HTML5JS	HTML5SVG	Android	iOS	WinUWP
font.fontname.allowed url	O	X	X	X	X	X
font.fontname.alternat ivefont	O	X	O	O	O	X
font.fontname.name	O	O	O	O	O	X
font.fontname.replace font	O	O	O	O	O	X
font.fontname.url	O	X	X	O	O	X
font.fontnames	O	O	O	O	O	X

See Also

Include Fonts(Android), Include Fonts(iOS)

Copyright © FORCS Co.,LTD. All rights reserved.

font.fontname.allowedurl

Sets the URL that is permitted to use in a specific domain when creating an eot file.

Reference

If the font.fontname.allowedurl parameter value is not set, the font.fontname.url parameter value will be applied.

font.fontname.alternativefont

Sets the alternative font name.

Reference

This parameter has lower priority than the "font.fontname.url" parameter.

font.fontname.name

Copyright © FORCS Co.,LTD. All rights reserved.

Sets the font which will be used in the viewer among web font names set in "font.fontnames".

See Also

font

font.fontname.replacefont

Sets the font name to be replaced.

Reference

If the font to be replaced is not on the user's operating environment, the font.fontname.url parameter is applied. Also if the Web Font Download fails, the font.fontname.alternativefont parameter is applied.

See Also

font

font.fontname.url

Sets the web font URL of the web fonts set in the "font.fontnames".

Copyright © FORCS Co.,LTD. All rights reserved.

See Also

font

font.fontnames

Sets the web font name.

Reference

The parameter values can be set to multiple values using (,).

See Also

font

Copyright © FORCS Co.,LTD. All rights reserved.

gif

Sets the options to save the GIF file.

Available Viewers

Parameter	ActiveX	HTML5JS	HTML5SVG	Android	iOS	WinUWP
gif.filename	O	O	O	X	X	X
gif.path	O	X	X	X	X	X
gif.savecomment	O	O	X	X	X	X
gif.savememo	O	O	X	X	X	X
gif.zoom	O	O	O	X	X	X

O Only e-Form

gif.filename

Sets the file name.

See Also

Copyright © FORCS Co.,LTD. All rights reserved.

export.applyformat, export.format

Save Dialog Box

gif.path

Sets the file path.

See Also

Save Dialog Box

gif.savecomment

Sets whether to save with comments included.

Value

all - Include comments

none - Do not include comments (The default value)

mainscreenonly - Saves reports by including only the comments added in the main screen

subscreenonly - Saves reports by including only the comments added in the sub screen

Copyright © FORCS Co.,LTD. All rights reserved.

gif.savememo

Sets the save option for memos and callout shapes when saving a GIF file.

Value

all - Follows the value of memo.exportoption, arrow.exportoption, checkmark.exportoption, circle.exportoption, line.exportoption, and rectangle.exportoption (The default value)

nothing - Does not save memos and callout shapes

gif.zoom

Sets the "Zoom In/Out" of the "Save Ratio" option.

Reference

The default value is 100.

See Also

GIF Save Option Dialog Box

Copyright © FORCS Co.,LTD. All rights reserved.

global

Sets the language and the multiple reports.

Available Viewers

Parameter	ActiveX	HTML5JS	HTML5SVG	Android	iOS	WinUWP
global.address_update type	X	X	X	O	O	O
global.concatpage	O	O	O	O	O	O
global.concatpreview	O	O	O	O	O	O
global.concatthumbnail	O	O	O	O	O	X
global.continuouspage number_at_concatthumbnail	O	O	O	O	O	X
global.eachpagenumberatconcatpage	O	O	O	O	O	O
global.inheritparameter	O	O	O	O	O	O
global.language	O	O	O	O	O	O
global.pagesetup_unit	O	O	X	O	O	O
global.processorid	O	O	O	O	O	O

Copyright © FORCS Co.,LTD. All rights reserved.

Parameter	ActiveX	HTML5JS	HTML5SVG	Android	iOS	WinUWP
global.resourcefile	O	O	O	O	O	X
global.reusedatamodulетype	O	O	O	O	O	O
global.serverloglevel	O	O	O	O	O	O
global.showerroronce	O	O	X	O	O	O
global.stopchildwhenerror	O	O	X	O	O	O
global.timezone	O	O	O	O	O	O
global.use_pageselection	O	X	X	X	X	X
global.use_preview_progressbar	O	O	O	O	O	O
global.useeachprintopt_at_concatpage	O	O	O	X	X	X

global.address_updatetype

Sets the update type of location information.

Value

none - Do not update (The default value)

Copyright © FORCS Co.,LTD. All rights reserved.

once - Update once

tracking - Update periodically

Reference

If you set this parameter once, the OnLocationUpdated event is called once and then stops updating the location information.

When the LocationUpdateType argument is set to tracking, whenever location information changes, the LocationUpdateType event is called. But if the report is saved or printed, updating the location information is stopped automatically.

global.concatpage

Sets whether to use multiple reports as one report type.

Value

true - Use as one report

false - Use separate reports (The default value)

Reference

If it is set to "true", page moving works as a single report in the tool bar or page selection window and is also applied when exporting or printing.

To save with the paper information maintained for each report, the "Page per sheet" and "save as mht type" options must be checked when saving in the xls format and the "Save As XML" option must be checked when saving in the doc format.

Copyright © FORCS Co.,LTD. All rights reserved.

When saving in the ppt format, the paper information of the first report is applied in other reports.

See Also

Excel Save Option Dialog Box, DOC Save Option Dialog Box

global.concatpreview

Sets whether to display multiple reports as a single report.

Value

true - Displays all reports as a single report
false - Displays each report (The default value)

Reference

If this parameter value is set to true, page navigation, page thumbnail, page sorter, and search are applied as if they were a single report. However, save, print, viewer function, and viewer event are applied for each report. However, if "print.alldocument=true", the range of pages to be printed is applied as if it were a single report.

Applies only if the "global.concatpage" parameter value is "false".

global.concatthumbnail

Copyright © FORCS Co.,LTD. All rights reserved.

Sets whether to display all reports in the thumbnail window or page sorter window.

Value

true - Display all reports

false - Display the current report (The default value)

Reference

If the "global.concatpreview" parameter value is "true", this parameter does not apply.

If you set the parameter value to true, all reports are displayed in the thumbnail or page sorter window. However, the page number is set for each report.

global.continuouspagenumber_at_concatthumbnail

Sets whether to display the page numbers based on all reports when all the reports are displayed in the thumbnail window or page sorter window.

Value

true - Sets the page numbers based on all reports

false - Sets the page numbers for each report (The default value)

Reference

This parameter is available only if the "global.concatthumbnail" parameter value is "true".

Copyright © FORCS Co.,LTD. All rights reserved.

global.eachpagenumberatconcatpage

Sets whether to give page numbers for each report for multiple reports.

Value

true - Sets the page numbers for each report

false - Sets the page numbers based on all reports (The default value)

Reference

Applies only if the "global.concatpage" parameter value is "true".

global.inheritparameter

Sets whether to inherit parameter values of a parent report in child reports when requesting multi-reports.

Value

true - Inherit parameter values of a parent report

false - Do not inherit parameter values of a parent report (The default value)

Copyright © FORCS Co.,LTD. All rights reserved.

global.language

Sets the language in the OZ Viewer.

Reference

The default value is system language.

See Also

Language and Country Code

global.pagesetup_unit

Sets the unit when setting the page margin.

Value

pt - Point

inch - Inch

cm - Centimeter (The default value)

global.processorid

Copyright © FORCS Co.,LTD. All rights reserved.

Sets the process ID to be written in the OZ Server log.

Reference

The default value is empty.

The value is displayed as shown below.

Set to a value between 0 and 100, and setting to a smaller value increases transparency.

```
2017-09-22 09:17:44,733 [http-bio-8080-exec-7] DEBUG
FrameworkRequestDataModule  - [processorid] Function Type [132 :
GET_DATAMODULE]
```

global.resourcefile

Sets the xml file path that defines the title and the message of the progress bar or the alert window.

Reference

The xml file should be created in UTF-8 encoding and you can set the title and message of the progress bar.

Sets the title and the upper message of the binding progress bar.

```
<?xml version="1.0" encoding="UTF-8"?>
<VIEWERSTRINGRESOURCE VERSION="1.0">
```

Copyright © FORCS Co.,LTD. All rights reserved.

```
<TYPE id="PROGRESSBAR_OZ">OZ Viewer</TYPE>
<TYPE id="PROGRESSBAR_TITLE">Binding of the report.</TYPE>
</VIEWERSTRINGRESOURCE>
```

Sets the upper and bottom messages of the saving progress bar.

```
<?xml version="1.0" encoding="UTF-8"?>
<VIEWERSTRINGRESOURCE VERSION="1.0">
<TYPE id="EXPORT_PROGRESSBAR_TITLE">Save Report</TYPE>
<TYPE id="EXPORT_PROGRESSBAR_MESSAGE">Saving of the report...</TYPE>
</VIEWERSTRINGRESOURCE>
```

Sets the upper and bottom messages of the printing progress bar.

```
<?xml version="1.0" encoding="UTF-8"?>
<VIEWERSTRINGRESOURCE VERSION="1.0">
<TYPE id="PRINT_PROGRESSBAR_TITLE">Print Report</TYPE>
<TYPE id="PRINT_PROGRESSBAR_MESSAGE">Printing of the report...</TYPE>
</VIEWERSTRINGRESOURCE>
```

Sets the text displayed on the alert window when in the viewer mode.

```
<?xml version="1.0" encoding="UTF-8"?>
<VIEWERSTRINGRESOURCE VERSION="1.0">
<TYPE id="INPUT_MODE_MESSAGE">The text is displayed when switching to
the input mode.</TYPE>
<TYPE id="EDIT_MODE_MESSAGE">The text is displayed when switching to the
edit mode.</TYPE>
```


Copyright © FORCS Co.,LTD. All rights reserved.

```
</VIEWERSTRINGRESOURCE>
```

The keys supported by each viewer type is as follows.

Viewer Type	Key	Resource File Path
ActiveX	PROGRESSBAR_TITLE, PROGRESSBAR_OZ, EXPORT_PROGRESSBAR_TITLE, EXPORT_PROGRESSBAR_MESSAGE, PRINT_PROGRESSBAR_TITLE, PRINT_PROGRESSBAR_MESSAGE	OZ Repository URL(ozp://), Web Server URL(http://), Local URL(file://)
HTML5	PROGRESSBAR_TITLE, PROGRESSBAR_OZ	Sets the xml file to be located in the res folder of the viewer first and then sets only the file name as the parameter value.
Android	EXPORT_PROGRESSBAR_MESSAGE, INPUT_MODE_MESSAGE, EDIT_MODE_MESSAGE	Sets the xml file to be located in the assets folder of the project first and then sets the parameter value in the res://file name format.
iOS	PROGRESSBAR_TITLE, EXPORT_PROGRESSBAR_MESSAGE, INPUT_MODE_MESSAGE, EDIT_MODE_MESSAGE	Sets the xml file to be located in the folder of the project first and then sets the parameter value in the res://file name format.

Copyright © FORCS Co.,LTD. All rights reserved.

global.reusedatamoduletype

Sets the type of data to reuse while binding a report.

Value

none - Do not reuse data (The default value)

odi - Reuse ODI data

Reference

If you use the data reuse function, it makes reuse of the same data cached in the client. So, it can reduce the data binding time and server load.

If you set this parameter to odi, ODI data is reused only when all conditions below are satisfied with.

1. ODI address, category and file name are the same.
2. All values of ODI parameter are the same.
3. Maximum number of rows and the value of the Use property set in Report Designer are the same.
4. Viewer is not rerun.
5. Data of report is not refreshed.

If you rerun the viewer by refreshing the web page or refreshing the data by using Refresh Report Dialog Box, Parameter toolbar and Rebind function, the data reuse function will not work. But, if you rerun the viewer in the multi-report environment or add two or more same ODI to OZR, it requests data for only one time. And then it reuses the data.

Copyright © FORCS Co.,LTD. All rights reserved.

global.serverloglevel

Sets the OZ server log level.

Value

"" - Follows the log level set in the log.properties file of the OZ server (The default value)
forcedebug - Changes the server log level to DEBUG

Reference

If the parameter value is set to "forcebug", "FORCEDEBUG_" is prepended to the class names in the server logs.

global.showerroronce

Sets whether to display error message just once when after finishing binding or whenever error occurrs while binding multiple reports.

Value

true - Display error message once
false - Display error message whenever error is occurs (The default value)

Copyright © FORCS Co.,LTD. All rights reserved.

global.stopchildwhenerror

Sets whether to continuously bind reports or not when error occurs while binding multiple reports.

Value

true - Stop binding reports if error occurs
false - Continue binding reports if error occurs (The default value)

global.timezone

Sets the time-zone of the data displayed in reports.

Reference

This function is only applied when the field type is set to Date or Time or DateTime(TimeStamp), and it is also applied when the OZ Report system field is set to Date or Time or Date/Time field.

See Also

TimeZone Code

Copyright © FORCS Co.,LTD. All rights reserved.

global.use_pageselection

Sets whether to display the checkbox for page selection on the thumbnail or page sorter window.

Value

true - Display
false - Do not display (The default value)

global.use_preview_progressbar

Sets whether to run the progress window only once when the report is bound.

Value

true - Run only once
false - Run by a number of reports (The default value)

Reference

The progress window will repeatedly run and shut down up to the number of reports. Therefore, in the multi-report environment, it may seem to appear to be blinking continuously. In that case, please use this parameter.

If you set this parameter to true, the progress window will be run once when the first report is binding, and the progress window will be shut down when the last report is binding.

Copyright © FORCS Co.,LTD. All rights reserved.

If you set this parameter to true, viewer.useimageprogressbar and viewer.useprogressbar parameters do not work.

See Also

viewer.childcount

global.useeachprintopt_at_concatpage

Sets whether to apply the print options set in the current report only to the current report.

Value

true - Do not apply to another report

false - Apply to another report (The default value)

Reference

Applies only if the "global.concatpage" parameter value is "true".

If you set this parameter to true, the number of times the OZPrintCommand event and the OZUserActionCommand event occurs is the same as the number of reports.

Copyright © FORCS Co.,LTD. All rights reserved.

gul

Sets the options to save the GUL file.

Available Viewers

Parameter	ActiveX	HTML5JS	HTML5SVG	Android	iOS	WinUWP
gul.convertedimagedpi	O	X	X	X	X	X
gul.filename	O	X	X	X	X	X
gul.path	O	X	X	X	X	X
gul.saveastable	O	X	X	X	X	X
gul.savememo	O	X	X	X	X	X

gul.convertedimagedpi

Sets the dpi of components that are stored as Images.

Reference

The default value is 96.

Copyright © FORCS Co.,LTD. All rights reserved.

gul.filename

Sets the file name.

See Also

Save Dialog Box

gul.path

Sets the file path.

See Also

Save Dialog Box

gul.saveastable

Sets the "Save As Table" option.

Value

true - Check

Copyright © FORCS Co.,LTD. All rights reserved.

false - Do not check (The default value)

See Also

GUL Save Option Dialog Box

gul.savememo

Sets the save option for memos and callout shapes when saving a GUL file.

Value

all - Follows the value of memo.exportoption, arrow.exportoption, checkmark.exportoption, circle.exportoption, line.exportoption, and rectangle.exportoption (The default value)

nothing - Does not save memos and callout shapes

Copyright © FORCS Co.,LTD. All rights reserved.

han97

Sets the options to save the HML(Han97) file.

Available Viewers

Parameter	ActiveX	HTML5JS	HTML5SVG	Android	iOS	WinUWP
han97.convertedimagedpi	O	O	O	O	O	O
han97.filename	O	O	O	O	O	X
han97.path	O	X	X	X	O	X
han97.saveastable	O	O	O	O	O	O
han97.savelinktoc	O	O	O	O	O	O
han97.savelinkurl	O	O	O	O	O	O
han97.savememo	O	O	X	O	O	O

han97.convertedimagedpi

Sets the dpi of components that are stored as Images.

Reference

Copyright © FORCS Co.,LTD. All rights reserved.

The default value is 96.

han97.filename

Sets the file name.

See Also

Save Dialog Box

han97.path

Sets the file path.

See Also

Save Dialog Box

han97.saveastable

Copyright © FORCS Co.,LTD. All rights reserved.

Sets the "Save As Table" option.

Value

true - Check (The default value)

false - Do not check

See Also

HML Save Option Dialog Box

han97.savelinktoc

Sets the "Toc link" of the "Save link" option.

Value

true - Check (The default value)

false - Do not check

See Also

Basic Save Option Dialog Box

han97.savelinkurl

Copyright © FORCS Co.,LTD. All rights reserved.

Sets the "URL link" of the "Save link" option.

Value

true - Check (The default value)

false - Do not check

See Also

Basic Save Option Dialog Box

han97.savememo

Sets the save option for memos and callout shapes when saving a HML(Han97) file.

Value

all - Follows the value of memo.exportoption, arrow.exportoption, checkmark.exportoption, circle.exportoption, line.exportoption, and rectangle.exportoption (The default value)

nothing - Does not save memos and callout shapes

Copyright © FORCS Co.,LTD. All rights reserved.

hdm

Sets the options to save the HDM file.

Available Viewers

Parameter	ActiveX	HTML5JS	HTML5SVG	Android	iOS	WinUWP
hdm.charset	O	O	X	O	O	O
hdm.extension	O	O	X	O	O	O
hdm.filename	O	O	X	O	O	X
hdm.indent	O	O	X	O	O	O
hdm.maxrowinafile	O	O	X	O	O	O
hdm.path	O	X	X	X	O	X
hdm.save_description_as_title	O	O	X	O	O	O
hdm.separator	O	O	X	O	O	O

hdm.charset

Sets the "Encoding" option.

Copyright © FORCS Co.,LTD. All rights reserved.

Value

ansi - ANSI (The default value)

unicode - Unicode

See Also

HDM Save Option Dialog Box

hdm.extension

Sets a save as type when exporting HDM.

Value

csv - csv

txt - txt (The default value)

xla - xla

xls - xls

xlsx - xlsx

xml - xml

See Also

HDM Save Option Dialog Box

Copyright © FORCS Co.,LTD. All rights reserved.

hdm.filename

Sets the file name.

See Also

HDM Save Option Dialog Box

hdm.indent

Sets the "Use indentation" option.

Value

true - Check (The default value)

false - Do not check

See Also

HDM Save Option Dialog Box

hdm.maxrowinafile

Copyright © FORCS Co.,LTD. All rights reserved.

Sets the maximum number of rows saved in one file.

hdm.path

Sets the file path.

See Also

HDM Save Option Dialog Box

hdm.save_description_as_title

Sets whether to set the field description in the column title.

Value

true - Sets the field description in the column title

false - Sets the field name in the column title (The default value)

Reference

This parameter is supported only in the ODI/CSV/Join data set.

If the field description is empty the field name is applied to the column title regardless of this parameter value.

Copyright © FORCS Co.,LTD. All rights reserved.

hdm.separator

Sets the "Delimiter" option.

Value

tab - tab (The default value)

space - space

| - |

/ - /

~ - ~

comma - comma

Other - Other

See Also

HDM Save Option Dialog Box

Copyright © FORCS Co.,LTD. All rights reserved.

hml

Sets the options to save the HWP file.

Available Viewers

Parameter	ActiveX	HTML5JS	HTML5SVG	Android	iOS	WinUWP
hml.convertedimagedpi	O	O	O	O	O	O
hml.filename	O	O	O	O	O	X
hml.keeplabelsize	O	O	O	O	O	O
hml.orientation	O	O	O	O	O	O
hml.papersize	O	O	O	O	O	O
hml.path	O	X	X	X	O	X
hml.saveastable	O	O	O	O	O	O
hml.saveasxml	O	O	O	O	O	O
hml.savelinktoc	O	O	O	O	O	O
hml.savelinkurl	O	O	O	O	O	O
hml.savememo	O	O	X	O	O	O
hml.savetobackground	O	O	O	O	O	O

Copyright © FORCS Co.,LTD. All rights reserved.

Parameter	ActiveX	HTML5JS	HTML5SVG	Android	iOS	WinUWP
hml.savetoheaderfooter	O	O	O	O	O	O
hml.verttoparagraph	O	O	O	O	O	O

hml.convertedimagedpi

Sets the dpi of components that are stored as Images.

Reference

The default value is 96.

hml.filename

Sets the file name.

See Also

Save Dialog Box

Copyright © FORCS Co.,LTD. All rights reserved.

hml.keeplabelsize

Sets the "Keep label size" option.

Value

true - Check

false - Do not check (The default value)

See Also

HWP Save Option Dialog Box

hml.orientation

Sets the paper orientation of the exported file.

Value

"" - Follows the paper orientation set for the reports (The default value)

landscape - Landscape

portrait - Portrait

Copyright © FORCS Co.,LTD. All rights reserved.

hml.papersize

Sets the paper size of the exported file.

Value

"" - Follows the paper size set for the reports (The default value)

A3 - A3

A4 - A4

A5 - A5

B5 - B5

LEGAL - LEGAL

LETTER - LETTER

hml.path

Sets the file path.

See Also

Save Dialog Box

Copyright © FORCS Co.,LTD. All rights reserved.

hml.saveastable

Sets the "Save As Table" option.

Value

true - Check (The default value)

false - Do not check

See Also

HWP Save Option Dialog Box

hml.saveasxml

Sets whether to save as XML format.

Value

true - Save as XML format (The default value)

false - Save as binary format

Reference

Android/iOS Viewer requires the following settings.

[Android]

- Add the library file in the Eclipse project.

Copyright © FORCS Co.,LTD. All rights reserved.

✓libozrvpack_hwpwriter.so

[iOS]

- Add the framework in the Xcode project.

  ✓OZPackHWP.framework

- Add the script

  ✓Call the __OZExportPack_load_hwp() function before using this function.

hml.savelinktoc

Sets the "Toc link" of the "Save link" option.

Value

true - Check (The default value)

false - Do not check

See Also

Basic Save Option Dialog Box

hml.savelinkurl

Sets the "URL link" of the "Save link" option.

Copyright © FORCS Co.,LTD. All rights reserved.

Value

true - Check (The default value)

false - Do not check

See Also

Basic Save Option Dialog Box

hml.savememo

Sets the save option for memos and callout shapes when saving a HWP file.

Value

all - Follows the value of memo.exportoption, arrow.exportoption, checkmark.exportoption, circle.exportoption, line.exportoption, and rectangle.exportoption (The default value)

nothing - Does not save memos and callout shapes

hml.savetobackground

Sets the "Save background band to background page" option.

Value

Copyright © FORCS Co.,LTD. All rights reserved.

true - Check

false - Do not check (The default value)

See Also

HWP Save Option Dialog Box

hml.savetoheaderfooter

Sets the "Save page header/footer band to header/footer" option.

Value

true - Check

false - Do not check (The default value)

See Also

HWP Save Option Dialog Box

hml.verttoparagraph

Sets the "From the paragraph" option.

Value

Copyright © FORCS Co.,LTD. All rights reserved.

true - Check

false - Do not check (The default value)

See Also

HWP Save Option Dialog Box

Copyright © FORCS Co.,LTD. All rights reserved.

html

Sets the options to save the HTML file.

Available Viewers

Parameter	ActiveX	HTML5JS	HTML5SVG	Android	iOS	WinUWP
html.charset	O	O	O	O	O	O
html.convertedimagedpi	O	O	O	O	O	O
html.filename	O	O	O	O	O	X
html.fontsize	O	O	O	O	O	O
html.horizontal	O	O	O	O	O	O
html.imagepath	O	X	X	X	X	X
html.imagesrcpath	O	X	X	X	X	X
html.largebundle	O	O	X	O	O	O
html.offsetx	O	O	O	O	O	O
html.offsety	O	O	O	O	O	O
html.pagetitle	O	O	O	O	O	O
html.password	O	O	O	O	O	O
html.path	O	X	X	X	O	X

Copyright © FORCS Co.,LTD. All rights reserved.

Parameter	ActiveX	HTML5JS	HTML5SVG	Android	iOS	WinUWP
html.savealt	O	O	O	O	O	O
html.savebypage	O	O	O	O	O	O
html.savelinktoc	O	O	O	O	O	O
html.savelinkurl	O	O	O	O	O	O
html.savememo	O	O	X	O	O	O
html.templatepath	O	O	O	O	O	O
html.version	O	O	O	O	O	O
html.vertical	O	O	O	O	O	O

html.charset

Sets the "Encoding" option.

Value

ansi - ANSI (The default value)

unicode - Unicode

utf-8 - UTF-8

Reference

Copyright © FORCS Co.,LTD. All rights reserved.

In the Android/iOS/WinUWP Viewer, if you set the parameter value to "ansi", "utf-8" is applied.

See Also

HTML Save Option Dialog Box

html.convertedimagedpi

Sets the dpi of components that are stored as Images.

Reference

The default value is 96.

html.filename

Sets the file name.

See Also

Save Dialog Box

Copyright © FORCS Co.,LTD. All rights reserved.

html.fontsize

Sets the "Set font size" option and sets the font size.

See Also

HTML Save Option Dialog Box

html.horizontal

Sets the "Horizontal" of the "Page spacing" option.

See Also

HTML Save Option Dialog Box

html.imagepath

Sets the "Save image to" option.

Copyright © FORCS Co.,LTD. All rights reserved.

html.imagesrcpath

Sets the "img src" tag value of html file.

See Also

html.imagepath

html.largebundle

Sets the "Save one page" option in the Basic Save Option Dialog Box when you save the report to HTML.

Value

true - Check
false - Do not check (The default value)

Reference

Please use this parameter when you want to set the "Save one page" option to work independently only HTML regardless of the different formats. For example, the "Save one page" option is checked only in HTML when set to "html.largebundle=true, export.largebundle=false". Likewise, the "Save one page" option is unchecked only in HTML when set to "html.largebundle=false, export.largebundle=true". The above rules still apply even if you check or uncheck the "Save one page" option in the Viewer window.

Copyright © FORCS Co.,LTD. All rights reserved.

To export a report without previewing when trying to save the report to a single page, please set "viewer.largebundle=true".

See Also

Basic Save Option Dialog Box

html.offsetx

Sets the "X axis" of the "Offset" option.

See Also

HTML Save Option Dialog Box

html.offsety

Sets the "Y axis" of the "Offset" option.

See Also

HTML Save Option Dialog Box

Copyright © FORCS Co.,LTD. All rights reserved.

html.pagetitle

Sets the "Title" of the "Page" option.

See Also

HTML Save Option Dialog Box

html.password

Sets the "Password" option.

Reference

Please only set passwords to 1byte character. Otherwise, passwords are displayed in a dialog box, but the report is saved without a password.

To change the Web page for inputting a password to fit the customer's environment, create a template page for the customer and set the value of the html.templatepath parameter to the template page path.

html.path

Copyright © FORCS Co.,LTD. All rights reserved.

Sets the file path.

See Also

Save Dialog Box

html.savealt

Sets whether to save including the alternative text of the component.

Value

true - Save alternative text

false - Do not save alternative text (The default value)

Reference

Alternate text is stored in the alt attribute of the img tag and it applies only to components that are stored as an image. The components that are stored as an image are HTML Label, Chart, Barcode, User Component and Shape components. However, HTML Label is applied only when the Background Image Style property value is "Fit", "Fit Width", "Fit Width, Center", "Fit Height", "Fit Height, Center", "Isotropic" or "Isotropic, Center".

html.savebypage

Copyright © FORCS Co.,LTD. All rights reserved.

Sets the "Save each page to different file" option.

Value

true - Check

false - Do not check (The default value)

See Also

HTML Save Option Dialog Box

html.savelinktoc

Sets the "Toc link" of the "Save link" option.

Value

true - Check (The default value)

false - Do not check

See Also

Basic Save Option Dialog Box

html.savelinkurl

Copyright © FORCS Co.,LTD. All rights reserved.

Sets the "URL link" of the "Save link" option.

Value

true - Check (The default value)

false - Do not check

See Also

Basic Save Option Dialog Box

html.savememo

Sets the save option for memos and callout shapes when saving an HTML file.

Value

all - Follows the value of memo.exportoption, arrow.exportoption, checkmark.exportoption, circle.exportoption, line.exportoption, and rectangle.exportoption (The default value)

nothing - Does not save memos and callout shapes

html.templatepath

Sets the path of the template pages for inputting a password.

Copyright © FORCS Co.,LTD. All rights reserved.

Reference

The path can be set to a format such as Http URL, File URL, OZ URL.

You must create a template page to fit the following rules.

```
1  <html>
2  <head><meta charset="UTF-8" http-equiv="content-type">
3  <script language='JavaScript' type='text/JavaScript'>
4  function Decrypt(errormsg) {
5      try {
6          var cliperText; var pwd;
7          cliperText = document.frm._viewData.value;
8          pwd = document.frm.pwd.value;
9          var h = 0; for (var i = 0; i < pwd.length; i++) h = (31*h + pwd.charCodeAt(i))|0;
10
11     <!-- Confirm password -->
12         if(Math.abs(h<<h) != unescape('<!-- Do not edit this line -->')) {
13             alert(errormsg);
14             document.frm.pwd.value = '';
15             document.frm.pwd.focus();
16             return;
17         }
18
19     <!-- View report -->
20         cliperText = document.frm._viewData.value;
21         pwd = document.frm.pwd.value;
22         var bin = unescape(cliperText).split(',');
23         var text = '';
24         var strKey = pwd;
25         for (var i = 0; i < bin.length; i++) {
26             text = text + String.fromCharCode(Number(bin[i]) + strKey.charCodeAt(i % strKey.length));
27         }
28         document.write(text);
29     } catch(err) {
30         alert(err.description);
31         return;
32     }
33 }
34 </script>
35 </head>
36
37 <body>
38 <form name='frm' id='frm'>
39 <!--  Modify allowed from here -->
40     <div id='contents'>
41         <p>Please enter your password.</p>
42         <p><input type='password' id='pwd' class='form' value='' size='30' maxlength='100'></p>
43         <p><input type='button' value='OK' onclick='Decrypt("You entered the wrong password.");'></p>
44     </div>
45
46 <!--  Encrypted original file -->
47     <input type='hidden' name='_viewData' value="<!-- Do not edit this line -->">
48 </form>
49 </body>
50 </html>
```


Copyright © FORCS Co.,LTD. All rights reserved.

The editable part of the template page is shown below. The error message occurs if you modify other parts and you cannot save the encrypted reports.

- The editable lines are 13-16 and 40-44.
- Decrypt (var Argument1) function in line 43 must be called.
- The frm and pwd can be changed to other words.

See Also

html.password

html.version

Sets the "HTML Version" of the "Version" option.

Value

none - None (The default value)

4.01 - 4.01

See Also

HTML Save Option Dialog Box

html.vertical

Copyright © FORCS Co.,LTD. All rights reserved.

Sets the "Vertical" of the "Page spacing" option.

See Also

HTML Save Option Dialog Box

Copyright © FORCS Co.,LTD. All rights reserved.

information

Sets OZ Viewer log options.

Available Viewers

Parameter	ActiveX	HTML5JS	HTML5SVG	Android	iOS	WinUWP
information.debug	O	O	O	O	O	O
information.lockconsole	O	O	O	X	X	X
information.matchparamvalue	O	O	X	O	O	O

information.debug

Sets the level of the OZ Viewer console log information.

Value

true - Display debugging messages for running OZ Viewer to console

false(none) - Do not display debugging messages for running OZ Viewer to console (The default value)

error - Display error message only

info - Display general information only

Copyright © FORCS Co.,LTD. All rights reserved.

debug - Display all messages

information.lockconsole

Sets whether to display the OZ Viewer console window when pressing <Ctrl+Z> or <Ctrl+Shift+Z>.

Value

true - Do not display the OZ Viewer console window
false - Display the OZ Viewer console window (The default value)

information.matchparamvalue

Sets whether to display an error message when some values in the form/ODI parameter values added in the report are not set in the the viewer parameter.

Value

true - Display
false - Do not display (The default value)

Reference

Copyright © FORCS Co.,LTD. All rights reserved.

Error messages are displayed in the message window and console window in the PC environment, and only the message window in the mobile environment. If the values of all form/ODI parameters added to the report are not set, no error message is displayed.

Copyright © FORCS Co.,LTD. All rights reserved.

jpg

Sets the options to save the JPG file.

Available Viewers

Parameter	ActiveX	HTML5JS	HTML5SVG	Android	iOS	WinUWP
jpg.filename	O	O	O	O	O	X
jpg.path	O	X	X	X	O	X
jpg.quality	O	O	O	O	O	O
jpg.savecomment	O	O	X	O	O	O
jpg.savememo	O	O	X	O	O	O
jpg.zoom	O	O	O	O	O	O

O Only e-Form

jpg.filename

Sets the file name.

Copyright © FORCS Co.,LTD. All rights reserved.

See Also

Save Dialog Box

jpg.path

Sets the file path.

See Also

Save Dialog Box

jpg.quality

Sets the "Quality" of the "Compression" option.

Reference

The default value is 100. Set to a value between 0 and 100.

See Also

JPG Save Option Dialog Box

Copyright © FORCS Co.,LTD. All rights reserved.

jpg.savecomment

Sets whether to save including comments.

Value

all - Include comments

none - Do not include comments (The default value)

mainscreenonly - Saves reports by including only the comments added in the main screen

subscreenonly - Saves reports by including only the comments added in the sub screen

jpg.savememo

Sets the save option for memos and callout shapes when saving a JPG file.

Value

all - Follows the value of memo.exportoption, arrow.exportoption, checkmark.exportoption, circle.exportoption, line.exportoption, rectangle.exportoption (The default value)

nothing - Does not save memos and callout shapes

Copyright © FORCS Co.,LTD. All rights reserved.

jpg.zoom

Sets the "Zoom In/Out" of the "Save Ratio" option.

Reference

The default value is 100.

See Also

JPG Save Option Dialog Box

Copyright © FORCS Co.,LTD. All rights reserved.

line

Sets the properties of the callouts-line.

Available Viewers

Parameter	ActiveX	HTML5JS	HTML5SVG	Android	iOS	WinUWP
line.changeable	O	O	X	X	X	X
line.dashtype	O	O	X	X	X	X
line.exportoption	O	O	X	X	X	X
line.linecolor	O	O	X	X	X	X
line.linedash	O	O	X	X	X	X
line.linethickness	O	O	X	X	X	X
line.linetype	O	O	X	X	X	X
line.movable	O	O	X	X	X	X
line.multiscreen_visible_type	O	X	X	X	X	X
line.printable	O	O	X	X	X	X
line.tooltiptext	O	O	X	X	X	X

O Only e-Form

Copyright © FORCS Co.,LTD. All rights reserved.

line.changeable

Sets whether the properties are changeable.

Value

true - Changeable (The default value)

false - Unchangeable

line.dashtype

Sets the dash type.

Value

dash - Square dotted line (The default value)

rounddot - Round dotted line

Reference

If the type is a square dotted line, the width of the square dotted line applies to the first value of the line.linedash parameter, the height of the square dotted line applies to the value of the line.linethickness parameter, and the interval of the square dotted line applies to the second value of the line.linedash parameter.

Copyright © FORCS Co.,LTD. All rights reserved.

If the type is a round dotted line, the diameter of the round dotted line applies to the value of the line.linethickness parameter, and the interval of the round dotted line applies to the second value of the line.linedash parameter.

If you set the mode to round dashed dotted line, please set the viewer.antialiasing parameter value to true.

line.exportoption

Sets whether to include lines when saving reports.

Value

all - Always save regardless of the file format
byprintable - Follows the settings set for printing lines in a report (The default value)
doc - Includes lines when saving in the DOC format
gif - Includes lines when saving in the GIF format
gul - Includes lines when saving in the GUL format
hml - Includes lines when saving in the HML and HWP format
html - Includes lines when saving in the HTML format
jpg - Includes lines when saving in the JPG format
mht - Includes lines when saving in the MHT format
nothing - Do not save lines in all file formats
pdf - Includes lines when saving in the PDF format
png - Includes lines when saving in the PNG format
ppt - Includes lines when saving in the PPT format
svg - Includes lines when saving in the SVG format
tif - Includes lines when saving in the TIF format

Copyright © FORCS Co.,LTD. All rights reserved.

xls - Includes lines when saving in the XLS format

xlsx - Includes lines when saving in the XLSX format

Reference

The parameter values can be set to multiple values using ",".

line.linecolor

Sets the line color.

Reference

The default value is "000000".

line.linedash

Sets the line color.

Reference

The default value is "000000".

Copyright © FORCS Co.,LTD. All rights reserved.

line.linethickness

Sets the line thickness.

Reference

The default value is 1.

line.linetype

Sets the line type.

Value

backslash - Back slash (The default value)

horizontal - Horizontal

slash - Slash

vertical - Vertical

line.movable

Sets whether movable or not.

Copyright © FORCS Co.,LTD. All rights reserved.

Value

true - Can be movable (The default value)

false - Can not be movable

line.multiscreen_visible_type

Sets the line visible type in a multi-screen environment.

Value

always - The line is displayed in both screens (The default value)

mainscreenonly - The line is displayed only in the main screen

subscreenonly - The line is displayed only in the sub-screen

line.printable

Sets whether to print lines in a report.

Value

true - Print (The default value)

false - Do not print

Reference

Copyright © FORCS Co.,LTD. All rights reserved.

If the parameter value is set to "false", the "Do not print" option is checked in the pop-up menu of the line.

line.tooltiptext

Sets the tooltip text.

Copyright © FORCS Co.,LTD. All rights reserved.

mail

Sets the oz mail options.

Available Viewers

Parameter	ActiveX	HTML5JS	HTML5SVG	Android	iOS	WinUWP
mail.attachname	O	X	X	O	O	O
mail.auth	O	X	X	X	X	X
mail.bcc	O	X	X	O	O	O
mail.body	O	X	X	O	O	O
mail.bodytype	O	X	X	X	X	X
mail.cc	O	X	X	O	O	O
mail.from	O	X	X	X	X	X
mail.id	O	X	X	X	X	X
mail.mode	O	X	X	X	X	X
mail.password	O	X	X	X	X	X
mail.port	O	X	X	X	X	X
mail.server	O	X	X	X	X	X
mail.showbodyeditor	O	X	X	X	X	X

Copyright © FORCS Co.,LTD. All rights reserved.

Parameter	ActiveX	HTML5JS	HTML5SVG	Android	iOS	WinUWP
mail.subject	O	X	X	O	O	O
mail.target	O	X	X	X	X	X
mail.to	O	X	X	O	O	O

mail.attachname

Sets the name of the attachment.

Reference

If the value of the mail.attachname parameter is not set, the mail attachment file is named according to the value of the "export.mode" parameter.

export.mode=normal

- The name of the report is set to the name of the attachment.

export.mode=silent

- The value of the xxx.filename parameter is set to the name of the attachment.

mail.auth

Copyright © FORCS Co.,LTD. All rights reserved.

Sets the "Set up the sending mail SMTP Authorization" option.

Value

true - Check

false - Do not check (The default value)

mail.bcc

Sets the "Bcc" option.

mail.body

Sets the contents of the mail.

mail.bodytype

Sets the message format.

Value

Copyright © FORCS Co.,LTD. All rights reserved.

text - Text format (The default value)

html - HTML format

mail.cc

Sets the "Cc" option.

mail.from

Sets the "Sender" option.

mail.id

Sets the "User Name".

Copyright © FORCS Co.,LTD. All rights reserved.

mail.mode

Sets whether to display the Sending dialog box.

Value

normal - Display (The default value)

silent - Do not display

mail.password

Sets the "Password" option.

mail.port

Sets the "Server Port Number" option.

Reference

The default value is 25.

Copyright © FORCS Co.,LTD. All rights reserved.

mail.server

Sets the "Server Address" option.

mail.showbodyeditor

Sets whether to display the "Content" option.

Value

true - Display (The default value)

false - Do not display

mail.subject

Sets the "Subject" option.

mail.target

Copyright © FORCS Co.,LTD. All rights reserved.

Sets the "Destination" option in the Save dialog box.

Value

ozmail - OZ Mail (The default value)

email - Mail

See Also

Save Dialog Box

mail.to

Sets the "To" option.

Copyright © FORCS Co.,LTD. All rights reserved.

memo

Sets the properties of the memo.

Available Viewers

Parameter	ActiveX	HTML5JS	HTML5SVG	Android	iOS	WinUWP
memo.backgroundalpha	O	O	X	O	O	O
memo.bottomborder color	O	O	X	O	O	O
memo.bottomInternal margin	O	O	X	O	O	O
memo.bottomleft_border_radius	O	O	X	O	O	O
memo.bottomline	O	O	X	O	O	O
memo.bottomlinedash	O	O	X	O	O	O
memo.bottomlinedash offset	O	O	X	O	O	O
memo.bottomright_border_radius	O	O	X	O	O	O
memo.caption	O	O	X	O	O	O
memo.changeable	O	O	X	O	O	O

Copyright © FORCS Co.,LTD. All rights reserved.

Parameter	ActiveX	HTML5JS	HTML5SVG	Android	iOS	WinUWP
memo.clip	O	O	X	O	O	O
memo.editable	O	O	X	O	O	O
memo.effect	O	O	X	O	O	O
memo.exportoption	O	O	X	O	O	O
memo.fillcolor	O	O	X	O	O	O
memo.fontcolor	O	O	X	O	O	O
memo.fontname	O	O	X	O	O	X
memo.fontsize	O	O	X	O	O	O
memo.fontstretch	O	O	X	O	O	O
memo.fontstyle	O	O	X	O	O	O
memo.gradientcolor	O	O	X	O	O	O
memo.gradienttype	O	O	X	O	O	O
memo.halign	O	O	X	O	O	O
memo.leftbordercolor	O	O	X	O	O	O
memo.leftInternalmargin	O	O	X	O	O	O
memo.leftline	O	O	X	O	O	O
memo.leftlinedash	O	O	X	O	O	O

Copyright © FORCS Co.,LTD. All rights reserved.

Parameter	ActiveX	HTML5JS	HTML5SVG	Android	iOS	WinUWP
memo.leftlinedashoffset	O	O	X	O	O	O
memo.movable	O	O	X	O	O	O
memo.multiscreen_visible_type	O	X	X	X	X	X
memo.printable	O	O	X	O	O	O
memo.rightbordercolor	O	O	X	O	O	O
memo.rightInternalmargin	O	O	X	O	O	O
memo.rightline	O	O	X	O	O	O
memo.rightlinedash	O	O	X	O	O	O
memo.rightlinedashoffset	O	O	X	O	O	O
memo.spacing	O	O	X	O	O	O
memo.stretch	O	O	X	O	O	O
memo.text_rotation	O	O	X	O	O	O
memo.textindent	O	O	X	O	O	O
memo.topbordercolor	O	O	X	O	O	O
memo.topInternalmargin	O	O	X	O	O	O

Copyright © FORCS Co.,LTD. All rights reserved.

Parameter	ActiveX	HTML5JS	HTML5SVG	Android	iOS	WinUWP
memo.topleft_border_radius	O	O	X	O	O	O
memo.topline	O	O	X	O	O	O
memo.toplinedash	O	O	X	O	O	O
memo.toplinedashoffset	O	O	X	O	O	O
memo.topright_border_radius	O	O	X	O	O	O
memo.transparent	O	O	X	O	O	O
memo.usegradient	O	O	X	O	O	O
memo.valign	O	O	X	O	O	O
memo.wordwrap	O	O	X	O	O	O
memo.wordwraptype	O	O	X	O	O	O
memo.wrapspace	O	O	X	O	O	O

O Only e-Form

memo.backgroundalpha

Copyright © FORCS Co.,LTD. All rights reserved.

Sets the transparency of the background color.

Reference

If you do not set this parameter value, it applies to the value set to the default label of the report.

Set to a value between 0 and 255. Setting to a smaller value increases transparency.

memo.bottombordercolor

Sets the bottom border color.

Reference

If you do not set this parameter value, it applies to the value set to the default label of the report.

memo.bottomInternalmargin

Sets the internal bottom margin.

Reference

Copyright © FORCS Co.,LTD. All rights reserved.

If you do not set this parameter value, it applies to the value set to the default label of the report.

memo.bottomleft_border_radius

Sets the radius of bottom left border.

Reference

If you do not set this parameter value, it applies to the value set to the default label of the report.

If the two values are different, set this parameter value in the form of "bottom left".

This parameter applies when the border of the memo is a single solid line.

memo.bottomline

Sets the bottom line thickness.

Reference

If you do not set this parameter value, it applies to the value set to the default label of the report.

Copyright © FORCS Co.,LTD. All rights reserved.

If you want to set up a multi-line border, set this parameter value in the following format: "thickness interval thickness interval thickness ... thickness".

memo.bottomlinedash

Sets the bottom dotted line.

Reference

If you do not set this parameter value, it applies to the value set to the default label of the report.

If you want to set up a multi-line border, set this parameter value in the following format: "dashed-length interval;dashed-length interval;dashed-length interval; ... ;dashed-length interval".

memo.bottomlinedashoffset

Sets the bottom dotted line offset.

Reference

The default value is an empty value("").

Copyright © FORCS Co.,LTD. All rights reserved.

memo.bottomright_border_radius

Sets the radius of the bottom right border.

Reference

If you do not set this parameter value, it applies to the value set to the default label of the report.

If the two values are different, set this parameter value in the form of "bottom right".

This parameter applies when the border of the memo is a single solid line.

memo.caption

Sets the text.

Reference

The default value is an empty value("").

memo.changeable

Copyright © FORCS Co.,LTD. All rights reserved.

Sets whether the properties are changeable.

Value

true - Changeable (The default value)

false - Unchangeable

memo.clip

Sets whether to clip.

Value

true - Clip

false - Not clip

Reference

If you do not set this parameter value, it applies to the value set to the default label of the report.

memo.editable

Sets whether to allow editing.

Copyright © FORCS Co.,LTD. All rights reserved.

Value

true - Allow editing (The default value)

false - Do not allow editing

memo.effect

Sets the font effect.

Value

basic - Basic

outline - Outline

dimension - 3D

engrave - Engrave

segments - Segments

hollow - Hollow

shadow - Shadow

Reference

If you do not set this parameter value, it applies to the value set to the default label of the report.

memo.exportoption

Copyright © FORCS Co.,LTD. All rights reserved.

Sets whether to include memos when saving reports.

Value

all - Always saved regardless of the file format

byprintable - Follows the settings set for printing memos in a report (The default value)

csv - Includes memos when saving in the CSV format

doc - Includes memos when saving in the DOC format

gif - Includes memos when saving in the GIF format

gul - Includes memos when saving in the GUL format

hml - Includes memos when saving in the HML and HWP formats

html - Includes memos when saving in the HTML format

jpg - Includes memos when saving in the JPG format

mht - Includes memos when saving in the MHT format

nothing - Do not save memos in all file formats

pdf - Includes memos when saving in the PDF format

png - Includes memos when saving in the PNG format

ppt - Includes memos when saving in the PPT format

svg - Includes memos when saving in the SVG format

tif - Includes memos when saving in the TIF format

txt - Includes memos when saving in the TXT format

xls - Includes memos when saving in the XLS format

xlsx - Includes memos when saving in the XLSX format

Reference

The parameter values can be set to multiple values using ",".

Copyright © FORCS Co.,LTD. All rights reserved.

memo.fillcolor

Sets the background color.

Reference

If you do not set this parameter value, it applies to the value set to the default label of the report.

memo.fontcolor

Sets the font color.

Reference

If you do not set this parameter value, it applies to the value set to the default label of the report.

memo.fontname

Sets the font name.

Copyright © FORCS Co.,LTD. All rights reserved.

Reference

The default value is Dialog.

memo.fontsize

Sets the font size.

Reference

The default value is 10.

memo.fontstretch

Sets the font scale.

Reference

If you do not set this parameter value, it applies to the value set to the default label of the report.

Sets to a value between 1 and 600. If set to an out of range value, the default value will be applied.

Copyright © FORCS Co.,LTD. All rights reserved.

memo.fontstyle

Sets the font style.

Value

plain - Set to Plain

bold - Set to Bold

italic - Set to Italic

bolditalic - Set to Bold, Italic

Reference

If you do not set this parameter value, it applies to the value set to the default label of the report.

memo.gradientcolor

Sets the gradient color.

Reference

If you do not set this parameter value, it applies to the value set to the default label of the report.

Copyright © FORCS Co.,LTD. All rights reserved.

memo.gradienttype

Sets the gradient direction and start position.

Value

left_center_right - The direction is set to "Horizontal" and the start position is set to "From Edge"
right_center_left - The direction is set to "Horizontal" and the start position is set to "From center"
left_right - The direction is set to "Horizontal" and the start position is set to "Direct"
right_left - The direction is set to "Horizontal" and the start position is set to "Reverse"
top_center_bottom - The direction is set to "Vertical" and the start position is set to "From Edge"
bottom_center_top - The direction is set to "Vertical" and the start position is set to "From Center"
top_bottom - The direction is set to "Vertical" and the start position is set to "Direct"
bottom_top - The direction is set to "Vertical" and the start position is set to "Reverse"
lefttop_center_bottomright - The direction is set to "Slash" and the start position is set to "From Edge"
bottomright_center_lefttop - The direction is set to "Slash" and the start position is set to "From Center"
lefttop_bottomright - The direction is set to "Slash" and the start position is set to "Direct"
bottomright_lefttop - The direction is set to "Slash" and the start position is set to "Reverse"
leftbottom_center_righttop - The direction is set to "Back Slash" and the start position is set to "From Edge"
righttop_center_leftbottom - The direction is set to "Back Slash" and the start position is set to "From Center"

Copyright © FORCS Co.,LTD. All rights reserved.

leftbottom_righttop - The direction is set to "Back Slash" and the start position is set to "Direct"
righttop_leftbottom - The direction is set to "Back Slash" and the start position is set to "Reverse"

Reference

If you do not set this parameter value, it applies to the value set to the default label of the report.

memo.halign

Sets the text horizontal alignment.

Value

left - Left
center - Centered
right - Right
distributed - Distributed
justify - Justify

Reference

If you do not set this parameter value, it applies to the value set to the default label of the report.

Copyright © FORCS Co.,LTD. All rights reserved.

memo.leftbordercolor

Sets the left border color.

Reference

If you do not set this parameter value, it applies to the value set to the default label of the report.

memo.leftInternalmargin

Sets the internal left margin.

Reference

If you do not set this parameter value, it applies to the value set to the default label of the report.

memo.leftline

Sets the left line thickness.

Copyright © FORCS Co.,LTD. All rights reserved.

Reference

If you do not set this parameter value, it applies to the value set to the default label of the report.

If you want to set up a multi-line border, set this parameter value in the following format: "thickness interval thickness interval thickness ... thickness".

memo.leftlinedash

Sets the left dotted line.

Reference

If you do not set this parameter value, it applies to the value set to the default label of the report.

If you want to set up a multi-line border, set this parameter value in the following format: "dashed-length interval;dashed-length interval;dashed-length interval; ... ;dashed-length interval".

memo.leftlinedashoffset

Sets the left dotted line offset.

Copyright © FORCS Co.,LTD. All rights reserved.

Reference

The default value is an empty value("").

memo.movable

Sets whether movable or not.

Value

true - Movable (The default value)

false - Unmovable

memo.multiscreen_visible_type

Sets the memo visible type in a multi-screen environment.

Value

always - The memo is displayed in both screens (The default value)

mainscreenonly - The memo is displayed only in the main screen

subscreenonly - The memo is displayed only in the sub-screen

Copyright © FORCS Co.,LTD. All rights reserved.

memo.printable

Sets whether to print memos in a report.

Value

true - Print (The default value)

false - Do not print

Reference

If the parameter value is set to "false", the "Do not print" option is checked in the pop-up menu of the memo.

memo.rightbordercolor

Sets the right border color.

Reference

If you do not set this parameter value, it applies to the value set to the default label of the report.

Copyright © FORCS Co.,LTD. All rights reserved.

memo.rightInternalmargin

Sets the internal right margin.

Reference

If you do not set this parameter value, it applies to the value set to the default label of the report.

memo.rightline

Sets the right line thickness.

Reference

If you do not set this parameter value, it applies to the value set to the default label of the report.

If you want to set up a multi-line border, set this parameter value in the following format: "thickness interval thickness interval thickness ... thickness".

memo.rightlinedash

Copyright © FORCS Co.,LTD. All rights reserved.

Sets the right dotted line.

Reference

If you do not set this parameter value, it applies to the value set to the default label of the report.

If you want to set up a multi-line border, set this parameter value in the following format: "dashed-length interval;dashed-length interval;dashed-length interval; ... ;dashed-length interval".

memo.rightlinedashoffset

Sets the right dotted line offset.

Reference

The default value is an empty value("").

memo.spacing

Sets the character spacing.

Reference

Copyright © FORCS Co.,LTD. All rights reserved.

If you do not set this parameter value, it applies to the value set to the default label of the report.

memo.stretch

Sets the text direction.

Value

horizontal - Set to Horizontal

counterclockwise - Set to Counterclockwise

vertical_2byte - Set to Vertical 2bytes

vertical - Set to Vertical

clockwise - Set to Clockwise

horizontal_2byte - Set to Horizontal 2bytes

Reference

If you do not set this parameter value, it applies to the value set to the default label of the report.

memo.text_rotation

Sets the text rotation angle.

Copyright © FORCS Co.,LTD. All rights reserved.

Reference

If you do not set this parameter value, it applies to the value set to the default label of the report.

The available values are -89 to 89.

If the text is rotated, the memo.stretch parameter does not work.

memo.textindent

Sets the indentation value.

Reference

The default value is 0.

memo.topbordercolor

Sets the top border color.

Reference

If you do not set this parameter value, it applies to the value set to the default label of the report.

Copyright © FORCS Co.,LTD. All rights reserved.

memo.topInternalmargin

Sets the internal top margin.

Reference

If you do not set this parameter value, it applies to the value set to the default label of the report.

memo.topleft_border_radius

Sets the radius of top left border.

Reference

If you do not set this parameter value, it applies to the value set to the default label of the report.

If the two values are different, set this parameter value in the form "top left".

This parameter applies when the border of the memo is a single solid line.

Copyright © FORCS Co.,LTD. All rights reserved.

memo.topline

Sets the top line thickness.

Reference

If you do not set this parameter value, it applies to the value set to the default label of the report.

If you want to set up a multi-line border, set this parameter value in the following format: "thickness interval thickness interval thickness ... thickness".

memo.toplinedash

Sets the top dotted line.

Reference

If you do not set this parameter value, it applies to the value set to the default label of the report.

If you want to set up a multi-line border, set this parameter value in the following format: "dashed-length interval;dashed-length interval;dashed-length interval; ... ;dashed-length interval".

Copyright © FORCS Co.,LTD. All rights reserved.

memo.toplinedashoffset

Sets the top dotted line offset.

Reference

The default value is an empty value("").

memo.topright_border_radius

Sets the radius of top right border.

Reference

If you do not set this parameter value, it applies to the value set to the default label of the report.

If the two values are different, set this parameter value in the form "top right".

This parameter applies when the border of the memo is a single solid line.

memo.transparent

Copyright © FORCS Co.,LTD. All rights reserved.

Sets whether the background is transparent.

Value

true - Is transparent

false - Is opaque

Reference

If you do not set this parameter value, it applies to the value set to the default label of the report.

memo.usegradient

Sets whether to use gradient fill.

Value

true - Apply gradient fill

false - Apply solid fill

Reference

If you do not set this parameter value, it applies to the value set to the default label of the report.

Copyright © FORCS Co.,LTD. All rights reserved.

memo.valign

Sets the text vertical alignment.

Value

top - Top

middle - Middle

bottom - Bottom

distributed - Distributed

justify - Justify

Reference

If you do not set this parameter value, it applies to the value set to the default label of the report.

memo.wordwrap

Sets whether to use word wrapping.

Value

true - Use word wrapping

false - Not use word wrapping

Reference

Copyright © FORCS Co.,LTD. All rights reserved.

If you do not set this parameter value, it applies to the value set to the default label of the report.

memo.wordwraptype

Sets the word wrap type.

Value

default - Displayed as a string entered (The default value)
ignorespace - Removes the space if the first character of each line is a space
nonasciiword - Words are not cut off in a line break by breaking lines with a space

Reference

If you do not set this parameter value, it applies to the value set to the default label of the report.

memo.wrapspace

Sets the line spacing.

Reference

Copyright © FORCS Co.,LTD. All rights reserved.

If you do not set this parameter value, it applies to the value set to the default label of the report.

Copyright © FORCS Co.,LTD. All rights reserved.

mht

Sets the options to save the MHT file.

Available Viewers

Parameter	ActiveX	HTML5JS	HTML5SVG	Android	iOS	WinUWP
mht.convertedimagedpi	O	O	O	O	O	O
mht.filename	O	O	O	O	O	X
mht.largebundle	O	O	X	O	O	O
mht.password	O	O	O	O	O	O
mht.path	O	X	X	X	O	X
mht.savefont	O	X	X	O	O	O
mht.savefontsize	O	O	O	O	O	O
mht.savelinkurl	O	O	O	O	O	O
mht.savememo	O	O	X	O	O	O
mht.templatepath	O	O	O	O	O	O

Copyright © FORCS Co.,LTD. All rights reserved.

mht.convertedimagedpi

Sets the dpi of components that are stored as Images.

Reference

The default value is 96.

mht.filename

Sets the file name.

See Also

Save Dialog Box

mht.largebundle

Sets the "Save one page" option in the Basic Save Option Dialog Box when you save the report to MHT.

Value

Copyright © FORCS Co.,LTD. All rights reserved.

true - Check

false - Do not check (The default value)

Reference

Please use this parameter when you want to set the "Save one page" option to work independently only MHT regardless of the different formats. For example, the "Save one page" option is checked only in MHT when set to "mht.largebundle=true, export.largebundle=false". Likewise, the "Save one page" option is unchecked only in MHT when set to "mht.largebundle=false, export.largebundle=true". The above rules still apply even if you check or uncheck the "Save one page" option in the Viewer window.

To export the report directly without previewing, please set the "viewer.largebundle=true" when saving the report to a single page.

See Also

Basic Save Option Dialog Box

mht.password

Sets the "Password" option.

Reference

Please set passwords to only a 1byte character. Otherwise, passwords are displayed in the dialog box, but the report is saved without a password.

Copyright © FORCS Co.,LTD. All rights reserved.

To change the Web page for inputting a password to fit the customer's environment create a template page for the customer and set the value of the mht.templatepath parameter to the template page path.

mht.path

Sets the file path.

See Also

Save Dialog Box

mht.savefont

Sets the the "Font" option.

See Also

MHT Save Option Dialog Box

mht.savefontsize

Copyright © FORCS Co.,LTD. All rights reserved.

Sets the "Size" of the "Font" option.

See Also

MHT Save Option Dialog Box

mht.savelinkurl

Sets the "URL link" of the "Save link" option.

Value

true - Check (The default value)

false - Do not check

See Also

Basic Save Option Dialog Box

mht.savememo

Sets the save option for memos and callout shapes when saving an MHT file.

Value

Copyright © FORCS Co.,LTD. All rights reserved.

all - Follows the value of memo.exportoption, arrow.exportoption, checkmark.exportoption, circle.exportoption, line.exportoption, and rectangle.exportoption (The default value)

nothing - Does not save memos and callout shapes

mht.templatepath

Sets the path of the template pages for inputting a password.

Reference

The path can be set to a format such as Http URL, File URL, and OZ URL.

You must create a template page to fit the following rules.

Copyright © FORCS Co.,LTD. All rights reserved.

```
1  <html>
2  <head><meta charset="UTF-8" http-equiv="content-type">
3  <script language='JavaScript' type='text/JavaScript'>
4  function Decrypt(errormsg) {
5      try {
6          var cliperText; var pwd;
7          cliperText = document.frm._viewData.value;
8          pwd = document.frm.pwd.value;
9          var h = 0; for (var i = 0; i < pwd.length; i++) h = (31*h + pwd.charCodeAt(i))|0;
10
11     <!-- Confirm password -->
12         if(Math.abs(h<<h) != unescape('<!-- Do not edit this line -->')) {
13             alert(errormsg);
14             document.frm.pwd.value = '';
15             document.frm.pwd.focus();
16             return;
17         }
18
19     <!-- View report -->
20         cliperText = document.frm._viewData.value;
21         pwd = document.frm.pwd.value;
22         var bin = unescape(cliperText).split(',');
23         var text = '';
24         var strKey = pwd;
25         for (var i = 0; i < bin.length; i++) {
26             text = text + String.fromCharCode(Number(bin[i]) + strKey.charCodeAt(i % strKey.length));
27         }
28         document.write(text);
29     } catch(err) {
30         alert(err.description);
31         return;
32     }
33 }
34 </script>
35 </head>
36
37 <body>
38 <form name='frm' id='frm'>
39 <!--  Modify allowed from here -->
40     <div id='contents'>
41         <p>Please enter your password.</p>
42         <p><input type='password' id='pwd' class='form' value='' size='30' maxlength='100'></p>
43         <p><input type='button' value='OK' onclick='Decrypt("You entered the wrong password.");'></p>
44     </div>
45
46 <!--  Encrypted original file -->
47     <input type='hidden' name='_viewData' value="<!-- Do not edit this line -->">
48 </form>
49 </body>
50 </html>
```

The editable part of the template page is shown below. An error message occurs if you modify other parts and you cannot save the encrypted reports.

- The editable lines are 13-16 and 40-44.
- The decrypt (var Argument1) function in line 43 must be called.

Copyright © FORCS Co.,LTD. All rights reserved.

- The frm and pwd can be changed to other words.

See Also

mht.password

Copyright © FORCS Co.,LTD. All rights reserved.

multiscreen

Sets the multi-screen options.

Available Viewers

Parameter	ActiveX	HTML5JS	HTML5SVG	Android	iOS	WinUWP
multiscreen.autoscroll_when_commented	O	X	X	X	X	X
multiscreen.checkbox_type	O	X	X	X	X	X
multiscreen.checkbox_use_highlight	O	X	X	X	X	X
multiscreen.comment_mode	O	X	X	X	X	X
multiscreen.custom_ui	O	X	X	X	X	X
multiscreen.extraparam	O	X	X	X	X	X
multiscreen.highlightpen_guide	O	X	X	X	X	X
multiscreen.ignore_disable_color_inputcomponent	O	X	X	X	X	X
multiscreen.inputpad_pos	O	X	X	X	X	X

Copyright © FORCS Co.,LTD. All rights reserved.

Parameter	ActiveX	HTML5JS	HTML5SVG	Android	iOS	WinUWP
multiscreen.main_disable_types	O	X	X	X	X	X
multiscreen.prev_next_page_icon_disable_url	O	X	X	X	X	X
multiscreen.prev_next_page_icon_margin	O	X	X	X	X	X
multiscreen.prev_next_page_icon_size	O	X	X	X	X	X
multiscreen.prev_next_page_icon_url	O	X	X	X	X	X
multiscreen.radiobutton_type	O	X	X	X	X	X
multiscreen.radiobutton_use_highlight	O	X	X	X	X	X
multiscreen.screentype	O	X	X	X	X	X
multiscreen.show_prev_next_input	O	X	X	X	X	X
multiscreen.show_prev_next_page_icon	O	X	X	X	X	X
multiscreen.show_scrollbar	O	X	X	X	X	X

Copyright © FORCS Co.,LTD. All rights reserved.

Parameter	ActiveX	HTML5JS	HTML5SVG	Android	iOS	WinUWP
multiscreen.showthumbnail	O	X	X	X	X	X
multiscreen.signpad_type	O	X	X	X	X	X
multiscreen.signpad_viewtype	O	X	X	X	X	X
multiscreen.signpad_window_transparency	O	X	X	X	X	X
multiscreen.sub_disable_types	O	X	X	X	X	X
multiscreen.subscreen_input_highlight_style json	O	X	X	X	X	X
multiscreen.thumbnail_icon_margin	O	X	X	X	X	X
multiscreen.thumbnail_icon_url	O	X	X	X	X	X
multiscreen.thumbnail_title	O	X	X	X	X	X
multiscreen.thumbnail viewsize	O	X	X	X	X	X
multiscreen.togglebutton_type	O	X	X	X	X	X

Copyright © FORCS Co.,LTD. All rights reserved.

Parameter	ActiveX	HTML5JS	HTML5SVG	Android	iOS	WinUWP
multiscreen.togglebutton_use_highlight	O	X	X	X	X	X
multiscreen.viewmode	O	X	X	X	X	X
multiscreen.zoom	O	X	X	X	X	X

O Only e-Form

multiscreen.autoscroll_when_commented

Sets whether to scroll the report displayed on the sub screen automatically.

Value

true - Scroll automatically

false - Do not scroll (The default value)

multiscreen.checkbox_type

Copyright © FORCS Co.,LTD. All rights reserved.

Sets the execution type of CheckBox.

Value

dialog_at_prev_next - Runs as a dialog box, only when the CheckBox is selected due to the previous / next sequence

direct - Selects directly on the screen (The default value)

ensurevisible_at_prev_next - Scrolls through the report to show the CheckBox on the screen and stops the previous/next operation, if the user runs the previous/next operation

multiscreen.checkbox_use_highlight

Sets whether to apply the highlighting effect to CheckBox.

Value

true - Apply

false - Do not apply (The default value)

Reference

Applies only if the "multiscreen.checkbox_type" parameter value is "direct" or "ensurevisible_at_prev_next".

multiscreen.comment_mode

Copyright © FORCS Co.,LTD. All rights reserved.

Sets the execution comment type of the sub monitor.

Value

comment - Run as comment mode

input - Run as input mode (The default value)

Reference

Both the main and sub monitors can be set as comment mode.

multiscreen.custom_ui

Sets the font color, background color, button image path and guide line of the input window.

Reference

The default value is an empty value.

Set the parameter values in the following format:
{"Key1":"Value1","Key2":"Value2",...,"Keyn":"Valuen"}.

The configurable keys are as follows:

Key	Description
alert_border_color	Border color of the Alert window (The default value is 0066CC)

Copyright © FORCS Co.,LTD. All rights reserved.

Key	Description
alert_background_color	Background color of the Alert window (The default value is F5F5F5)
alert_button_background_color	Background color of the Alert window button (The default value is F5F5F5)
alert_button_border_color	Border color of the Alert window button (The default value is 0066CC)
alert_button_font_color	Font color of the Alert window button (The default value is 000000)
alert_font_color	Font color of the Alert window (The default value is 000000)
alert_title_background_color	Background color of the title area of the Alert window (The default value is 61A2CA)
alert_title_font_color	Font color of the title area of the Alert window (The default value is 000000)
cancel_url	[Cancel] button image path
combo_check_color	Checkmark color of the selected item in the combo box (The default value is 3598DB)
combo_item_selected_color	Background color of the selected item in RadioButton/ComboBox (The default

Copyright © FORCS Co.,LTD. All rights reserved.

Key	Description
	value is DDDDDD)
complete_url	[OK] button image path
datetimepicker_next_url	[Next] button image path in DateTimePicker
datetimepicker_pre_url	[Prev] button image path in DateTimePicker
datetimepicker_saturday_font_color	Font color of Saturday in DateTimePicker (The default value is 3598DB)
datetimepicker_selected_bg_color	Background color of the selected date in DateTimePicker (The default value is 1BBC9B)
datetimepicker_selected_font_color	Font color of the selected date in DateTimePicker (The default value is FFFFFF)
datetimepicker_show_unselect	Sets whether to display the [Unselect] button of the DateTimpePicker input window (The default value is false)
datetimepicker_sunday_font_color	Font color of Sunday in DateTimePicker (The default value is FF4000)

Copyright © FORCS Co.,LTD. All rights reserved.

Key	Description
datetimepicker_time_ampm_font_color	Font color of am/pm of DateTimePicker (The default value is FFFFFF)
datetimepicker_time_bg_color	Background color of the time display area of DateTimePicker (The default value is FFFFFF)
datetimepicker_time_font_color	Font color of h/m/s of DateTimePicker (The default value is 000000)
datetimepicker_time_updown_bg_color	Background color of the time increase/decrease button of DateTimePicker (The default value is DDDDDD)
datetimepicker_time_updown_button_color	Button color of the time increase/decrease button of DateTimePicker (The default value is 3598DB)
datetimepicker_title_font_color	Font color of year/month in DateTimePicker (The default value is FFFFFF)
datetimepicker_title_text	Input window title in DateTimePicker. Applied only if the tooltip text in DateTimePicker is an empty value

Copyright © FORCS Co.,LTD. All rights reserved.

Key	Description
datetimepicker_today_font_color	Font color of today in DateTimePicker (The default value is 1BBC9B)
datetimepicker_unselect_url	[Unselect] button image path of the DateTimpePicker input window
datetimepicker_week_bg_color	Background color of days in DateTimePicker (The default value is DDDDDD)
input_dialog_skin_type	UI type of the input window displayed when an input component is selected (The default value is 1). Set the value to "1" or "2". If set to "2", it will be displayed as a slightly larger UI than the basic UI
input_title_position	Position of the title on the input dialog (The default value is default)
keypad_backspace_url	Keypad backspace button image path
keypad_clear_url	Keypad [Clear] button image path
keypad_default_optionkey	The key on the keypad for replacing the comma and period (The default value is default). Must be set in the form of "comma=key to replace the comma|| dot=key to replace the period" and is

Copyright © FORCS Co.,LTD. All rights reserved.

Key	Description
	applied when the keyboard type is not set to email address
keypad_handwrite_url	Keypad handwrite button image path
keypad_key_outline_color	Keypad key border color (The default value is 4A6077)
keypad_keypad_url	Keypad button image path
keypad_layout_type	The layout type of the keypad (The default value is default). Set the value to "default" or "numpad". "Default" displays the number key above the keypad, and "numpad" displays the number key on the right of the keypad
keypad_ok_bg_color	Background color of the keypad [OK] button (The default value is 1BBC9B)
keypad_ok_font_color	Keypad [OK] button font color (The default value is 1BBC9B)
keypad_show_toolbar_ok	Sets whether to display the [OK] button of the keypad (The default value is false)
keypad_small_key_font_color	Keypad small keys font color (The default value is AAAAAA)

Copyright © FORCS Co.,LTD. All rights reserved.

Key	Description
keypad_special_key_bg_color	Background color of the keypad special key (The default value is DDDDDD)
keypad_special_key_font_color	Font color of the keypad special key (The default value is 333333)
list_show_navigator_button	Sets whether to display the up/down navigator button of RadioButton/ComboBox (The default value is false)
list_show_unselect	Sets whether to display the [Unselect] button of RadioButton/ComboBox (The default value is false)
list_title_text	Input window title in RadioButton/ComboBox. Applied only if the tooltip text in RadioButton/ComboBox are empty values
list_unselect_url	[Unselect] button image path of the RadioButton/ComboBox input window
main_bg_color	Background color of the input window (The default value is 4A6077)
next_disable_url	[Next] button image path (Disabled)
next_url	[Next] button image path (Enabled)

Copyright © FORCS Co.,LTD. All rights reserved.

Key	Description
pre_disable_url	[Prev] button image path (Disabled)
pre_url	[Prev] button image path (Enabled)
reset_url	[Clear] button image path
sign_area_min_height	Minimum height ratio of the signature area (1 ~ 100). Applies only if the "multiscreen.signpad_type" parameter value is dialog or keypad and the "multiscreen.signpad_viewtype" parameter value is fittoframe or keepratio when the signpad is not a group. If sign_area_min_height is set, signzoom is not applied
signpad_background_color	Signpad background color (The default value is DADDE1). Applies only if the "multiscreen.signpad_type" parameter value is dialog or keypad
signpad_guideline_color	Color of the signpad guide line (The default value is C0C0C0)
signpad_guideline_shape	Shape of the signpad guide line (The default value is none). Sets the value to "none" or "underline". If set to "none", no guideline is displayed. If set to

Copyright © FORCS Co.,LTD. All rights reserved.

Key	Description
	"underline", a guideline is displayed at the bottom of the signature area
signpad_guideline_style	Style of the signpad guide line (The default value is dashed). Sets the value to "dashed" or "solid"
signpad_guideline_thickness	Thickness of the signpad guide line (The default value is 5)
signpad_guideline_transparency	Transparency of the signpad guide line (The default value is 128). Set to a value between 0 and 255, and setying to a small value is increases transparency
signpad_ok_size	Size ratio of the [OK] button on the signpad (The default value is 100). Set to a value between 100 and 300
signpad_reset_fittoheight	Sets whether to enlarge the size of the [Clear] button to fit the height of the signature toolbar (The default value is false)
signpad_reusablesign_url	[Reuse] button image path
signpad_show_draw_erase_button	Sets whether to display the [Draw]/ [Erase] button (The default value is true)

Copyright © FORCS Co.,LTD. All rights reserved.

Key	Description
signpad_title_text	Title of the SignPad input window. Applied only if the tooltip text in SignPad is an empty value. But if SignPad is a group and the view type is FitToFrame, always applied to the signpad_title_text value
signpad_use_pen_pressure	Sets whether to use the signature pressure (The default value is true)
textbox_address_search_type	Search type to be displayed in the address search window of the sub screen (The default value is fulladdr). Set the value to "fulladdr", "road", "road_detail", "building", "jibun" or "jibun_detail". List the values with commas (,) as separators according to the order of the addresses to be displayed. However, if fulladdr is included, other search types are ignored. Applies only if "textbox_use_address_type" is true and "input_dialog_skin_type" is 2
textbox_title_text	Title of the TextBox input window. Applied only if the tooltip text in TextBox is an empty value

Copyright © FORCS Co.,LTD. All rights reserved.

Key	Description
textbox_use_address_type	Sets whether to use TextBox as an address search type (The default value is true). Applied only if the keyboard type of TextBox is Address
title_bg_color	Title area background color (The default value is 2D3E77)
title_font_color	Title area font color (The default value is FFFFFF)
zoom_button_direction	Alignment direction of the zoom button displayed on the sub screen (The default value is vertical). Set the value to "horizontal" or "vertical"
zoom_button_layout	Position of the zoom button displayed on the sub screen (The default value is righttop). Set the value to "lefttop", "leftbottom", "righttop" or "rightbottom"
zoom_button_show_fixed_size	Sets whether to display the zoom button with a fixed size on the sub screen (The default value is true). If set to "false", the zoom button is displayed at a 5% ratio of the smaller value among the width and height of the viewer area. Note that if tablet_dpi is set, then the zoom button is displayed at 5% of the tablet_dpi size

Copyright © FORCS Co.,LTD. All rights reserved.

The image file path can be set to Http URL or File URL. If you set the image file path to blank or the file does not exist in the specified path, the default image image is displayed.

The available image formats are JPG, PNG, GIF and BMP.

If input_title_position is set to "default", the title is displayed in one line between the buttons, and if input_title_position is set to "top", the title is displayed in two lines at the top of the button.

signpad_background_color can be transparent according to the parameter value of multiscreen.signpad_window_transparency when the execution type of the signature is "dialog".

To use the function related to guide line, please set the multiscreen.signpad_type parameter value to a value other than direct.

multiscreen.extraparam

Set the parameters to send to the multi-screen module.

Reference

The default value is an empty value.

Set the parameter values in the following format:
"Key1=Value1,Key2=Value2,...,Keyn=Valuen".

The configurable keys are as follows:

Copyright © FORCS Co.,LTD. All rights reserved.

Key	Description
allow_gesture_type	Available gesture action types (The default value is all). Set the value to "all" or "none". If set to "none", all gesture actions are not allowed
block_subscreen_at_edit	Sets whether to run the input window as modal type (The default value is false)
block_subscreen_at_edit_transparency	Sets the transparency of the report area when executing an input window (The default value is 100). Set to a value between 0 and 100. Applies only if the "block_subscreen_at_edit" key value is "true"
next_disable_icon_url	Navigation window [Next] button image path (Disabled)
next_icon_url	Navigation window [Next] button image path (Enabled)
page_number_display_type	View type of the page number (The default value is none). Set the value to "none" or "alwaysshow". If this is set to "none", the page number is not displayed. If this is set to "alwaysshow", the page number is displayed at the top right corner of the page
prev_disable_icon_url	Navigation window [Prev] button image path (Disabled)

Copyright © FORCS Co.,LTD. All rights reserved.

Key	Description
prev_icon_url	Navigation window [Prev] button image path (Enabled)
tablet	The sub screen information to be integrated with the main screen. ex) wacom_2007, wacom_wintab, accuex_15.6
tablet_dpi	Dpi of the title icon on the input dialog (The default value is 96)
tablet_number	Monitor to be set as the sub screen. If tablet_number is set, tablet_size is not applied.
tablet_size	Multi-screen display resolutions. Set in the form "Horizontal / Vertical"
tablet_window_rect	Coordinate and size of the Window displayed on the sub screen. Set to "X-coordinate/Y-coordinate/width/height" format
toolbar_alignment	Toolbar display position of the sub screen (The default value is empty). Set the value to "", "left" or "top". If this is set to "", do not display the toolbar
toolbar_show_chat	Sets whether to display the chat button on the sub screen's toolbar (The default value is

Copyright © FORCS Co.,LTD. All rights reserved.

Key	Description
	false). Applied only if toolbar_alignment is not an empty value
updatenow	Sets whether to apply the input value immediately to the report if the input component values are changed (The default value is false)
usesyncinputdialog	Sets whether to synchronize the input window of the main screen and sub screen (The default value is false). If this is set to "true", when an input component is clicked on the sub screen, the input window is displayed on both the main screen and the sub screen, and the input is applied in real time
usesynczoomscroll	Sets whether to synchronize the zoom and scroll of the main screen and the sub screen (The default value is false)
zoom_navigator	The position of the zoom navigator. Sets to the "X-coordinate/Y-coordinate" format based on subscreen full screen. Applies only if the "multiscreen.viewmode" parameter value is fittoframe and the "viewer.pagedisplay" parameter value is singlepage

Copyright © FORCS Co.,LTD. All rights reserved.

Key	Description
zoomin_url	Tool window [Zoomin] button image path
zoomout_url	Tool window [Zoomout] button image path
zoomreset_url	Tool window [Zoomreset] button image path

The image file path can be set to Http URL or File URL. If you set the image file path to blank or the file does not exist in the specified path, the default image is displayed.

The available image formats are JPG, PNG, GIF and BMP. If the image height is not 40, the image is scaled accordingly to fit the height of 40.

Set tablet_dpi between 96 and 300, and the value is applied to the tool window zoom icon, the prev/next icon on the navigation window, and the height of the title on the component input dialog and the icon set by the URL.

Set the value of tablet_window_rect to a greater than 0.

multiscreen.highlightpen_guide

Sets to the previous/next component based on guided input components with the highlighter.

Value

false - Sets in the order set at design time

Copyright © FORCS Co.,LTD. All rights reserved.

reorder - Rearrange the previous/next move order based on the guided components with the highlighter (The default value)

multiscreen.ignore_disable_color_input component

Sets whether to display disabled input components as enabled input components

Value

true - Display as enable all input components
false - Display according to the Enable property of the input component (The default value)

multiscreen.inputpad_pos

Sets the display position of the input component edit window.

Value

bottom - Displayed at the bottom of the screen (The default value)
bycomponent - Displayed according to the position of the input components running the window

Copyright © FORCS Co.,LTD. All rights reserved.

multiscreen.main_disable_types

Sets the input component to disable on the main screen.

Value

button - Button

checkbox - CheckBox

combobox - ComboBox

datetimepicker - DateTimePicker

imagepicker - ImagePicker

numericupdown - NumericUpDown

radiobutton - RadioButton

signpad - SignPad

textbox - TextBox

voicerecorder - VoiceRecorder

Reference

This parameter values can be set to multiple values using (,).

multiscreen.prev_next_page_icon_disab

Copyright © FORCS Co.,LTD. All rights reserved.

le_url

Sets the url of the disabled prev/next page move icon.

Reference

To use this parameter, please set the value of the multiscreen.show_prev_next_page_icon parameter to true.

multiscreen.prev_next_page_icon_margin

Sets the margin of the prev/next page move icon.

Reference

To use this parameter, please set the value of the multiscreen.show_prev_next_page_icon parameter to true.

multiscreen.prev_next_page_icon_size

Sets the size of the prev/next page move icon.

Copyright © FORCS Co.,LTD. All rights reserved.

Reference

To use this parameter, please set the value of the multiscreen.show_prev_next_page_icon parameter to true.

multiscreen.prev_next_page_icon_url

Sets the url of the enabled prev/next page move icon.

Reference

To use this parameter, please set the value of the multiscreen.show_prev_next_page_icon parameter to true.

multiscreen.radiobutton_type

Sets the execution type of RadioButton.

Value

dialog - Run as a dialog box (The default value)
dialog_at_prev_next - Run as a dialog box, only when the RadioButton is selected due to the previous / next sequence
direct - Click directly on the preview screen

Copyright © FORCS Co.,LTD. All rights reserved.

ensurevisible_at_prev_next - If the previous / next sequence is a RadioButton, automatically scrolls to reports in the area that can display a RadioButton and stops the previous / next sequence

multiscreen.radiobutton_use_highlight

Sets whether to apply the highlighting effect to RadioButton.

Value

true - Apply
false - Do not apply (The default value)

Reference

This parameter is applied when RadioButtons are grouped into a RadioButtonGroup and the value of the multiscreen.radiobutton_type parameter is set to "direct" or "ensurevisible_at_prev_next".

multiscreen.screentype

Sets the screen to display the viewer.

Value

Copyright © FORCS Co.,LTD. All rights reserved.

monitor - Displayed on the main screen (The default value)
submonitor - Displayed on the sub screen

Reference

The frame of viewer is not displayed on the sub screen. Therefore frame related parameters will not work on the sub screen.

If you want to apply this parameter value to submonitor, please set the viewer.isframe parameter value to true or inprocess. Also, if you set the parameter value to submonitor, multiscreen parameter group does not work.

multiscreen.show_prev_next_input

Sets whether to display and disable the [Prev]/[Next] button.

Value

true - Display (The default value)
false - Do not display

multiscreen.show_prev_next_page_icon

Sets whether to display the prev/next page move icon.

Copyright © FORCS Co.,LTD. All rights reserved.

Value

true - Display

false - Do not display (The default value)

Reference

Applies only if the toolbar_alignment key is not added to the multiscreen.extraparam parameter value.

multiscreen.show_scrollbar

Sets whether to display the vertical scroll on the sub screen.

Value

true - Display

false - Do not display (The default value)

multiscreen.showthumbnail

Sets whether to display the thumbnail window and the "Show thumbnail" icon on the sub screen after the completion of the binding.

Value

Copyright © FORCS Co.,LTD. All rights reserved.

hide - Do not display the thumbnail window and the "Show thumbnail" icon (The default value)
icon - Display the "Show thumbnail" icon only
show - Display the thumbnail window only

Reference

Applies only if the toolbar_alignment key is not added to the multiscreen.extraparam parameter value.

multiscreen.signpad_type

Sets the signature type.

Value

dialog - Signature pad modal dialog at the bottom of the window is displayed when clicking the sign
direct - Signed immediately when clicking the sign
keypad - Signature pad at the bottom of the window is displayed when clicking the sign (The default value)

multiscreen.signpad_viewtype

Copyright © FORCS Co.,LTD. All rights reserved.

Sets the view type of the signpad in the multiscreen environment.

Value

fittoframe - Displays the entire signpad as a signature area. When signing in groups, the signature areas are evenly distributed horizontally by the number of signatures
fittoframeandkeepratio - Displays the entire signpad as a signature area. When signing in groups, the signature areas are horizontally distributed, proportionally to the width of each signature
fittoframeverticalalign - Displays the entire signpad as a signature area. When signing in groups, the signature areas are vertically distributed, proportionally to the width of each signature
keepratio - Displays the signpad area in proportion to the signature size. When signing in groups, the signature areas are evenly distributed vertically. There is no undo button to revert back to the previous signature (The default value)
keepratioandfittoframe - Displays the entire signpad area as a signature area. When signing in groups, the signature areas are horizontally distributed, proportionally to the width of each signature. There is no undo button to revert back to the previous signature
scrollable - Displays a horizontal scroll at the bottom of the signpad when the width of the viewer window is smaller than the width of the signpad. When signing in groups, it works the same as KeepRatio. There is no undo button to revert back to the previous signature

Reference

Applies only if the "multiscreen.signpad_type" parameter value is "dialog" or "keypad".

Copyright © FORCS Co.,LTD. All rights reserved.

multiscreen.signpad_window_transparency

Sets the transparency of the signature window background.

Reference

The default value is 100.

Set to a value between 0 and 255, and setting to a small value increases transparency.

The transparency is not applied to the title area of the signature window.

Applies only if the "multiscreen.signpad_type" parameter value is "dialog".

multiscreen.sub_disable_types

Sets the input component to disable on the sub screen.

Value

button - Button

checkbox - CheckBox

combobox - ComboBox

datetimepicker - DateTimePicker

imagepicker - ImagePicker

Copyright © FORCS Co.,LTD. All rights reserved.

numericupdown - NumericUpDown

radiobutton - RadioButton

signpad - SignPad

textbox - TextBox

voicerecorder - VoiceRecorder

Reference

This parameter values can be set to multiple values using (,).

multiscreen.subscreen_input_highlight_stylejson

Sets the highlighting style of input components when the input window is launched in the sub screen.

Reference

The highlighting style is applied concurrently in both the main screen and the sub screen.

Set the parameter values in the following format:
{"Key1":"Value1","Key2":"Value2",...,"Keyn":"Valuen"}.

The configurable keys are as follows:

Copyright © FORCS Co.,LTD. All rights reserved.

Key	Description
highlightstrokecolor	Border color. Set in the RGBA format (The default value is FF000080)
highlightstrokethickness	Border thickness (The default value is 5)

multiscreen.thumbnail_icon_margin

Sets the margin of the show thumbnail icon on the sub screen.

Reference

The default value is 10, 10 and the unit is in percent.

Set to a value between 0 and 100 and if 100 is set, it is displayed on the right-bottom.

multiscreen.thumbnail_icon_url

Sets the image of the thumbnail on the sub screen.

Reference

Copyright © FORCS Co.,LTD. All rights reserved.

The image file path can be set to Http URL or File URL. If you set the image file path to blank or the file does not exist in the specified path, the default image is displayed.

The available image formats are JPG, PNG, GIF and BMP.

multiscreen.thumbnail_title

Sets the title of the thumbnail window on the sub screen.

Reference

The default value is thumbnail.

multiscreen.thumbnailviewsize

Sets the width of the thumbnail window on the sub screen.

Reference

The default value is 30 and the unit is in percent.

Set to a value between 10 and 90.

Copyright © FORCS Co.,LTD. All rights reserved.

multiscreen.togglebutton_type

Sets the execution type of ToggleButton.

Value

dialog - Run as a dialog box

dialog_at_prev_next - Run as a dialog box, only when the ToggleButton is selected due to the previous / next sequence

direct - Click directly on the preview screen (The default value)

ensurevisible_at_prev_next - If the previous / next sequence is a ToggleButton, automatically scrolls to reports in the area that can display a ToggleButton and stops the previous / next sequence

multiscreen.togglebutton_use_highlight

Sets whether to apply the highlighting effect to ToggleButton.

Value

true - Apply

false - Do not apply (The default value)

Copyright © FORCS Co.,LTD. All rights reserved.

multiscreen.viewmode

Sets the report view mode.

Value

normal - Show realsize

fittoframe - Show fit to frame

fittowidth - Show fit to width (The default value)

multiscreen.zoom

Sets the zoom ratio.

Reference

The default value is 100.

The available values are 50 to 1000.

Applies only if the "multiscreen.viewmode" parameter value is "normal".

Copyright © FORCS Co.,LTD. All rights reserved.

odi

Sets the ODI options.

Available Viewers

Parameter	ActiveX	HTML5JS	HTML5SVG	Android	iOS	WinUWP
odi.odiname.args#	O	O	O	O	O	O
odi.odiname.clientdmtype	O	O	O	O	O	O
odi.odiname.compresseddatamodule	O	O	O	O	O	O
odi.odiname.disconnectcache	O	X	X	O	O	O
odi.odiname.fetchtype	O	O	O	O	O	O
odi.odiname.frameworkurl	O	O	O	O	O	O
odi.odiname.pcount	O	O	O	O	O	O
odi.odiname.ozserver.pass	O	O	O	O	O	O
odi.odiname.ozserver.port	O	X	X	O	O	O
odi.odiname.ozserver.server	O	X	X	O	O	O

Copyright © FORCS Co.,LTD. All rights reserved.

Parameter	ActiveX	HTML5JS	HTML5SVG	Android	iOS	WinUWP
odi.odiname.ozserver.servlet	O	O	O	O	O	O
odi.odiname.ozserver.user	O	O	O	O	O	O
odi.odiname.serverdmtype	O	O	O	O	O	O
odi.odiname.useschedulеddata	O	O	O	O	O	O
odi.odinames	O	O	O	O	O	O

odi.odiname.args#

Used to transfer ODI parameter values.

Reference

is the numerical value and indicates #th parameter, and it ranges from 1 to the value configured in odi.odiname.pcount.

```
<param name = "odi.odinames" value="sales">
<param name = "odi.sales.pcount" value="2">
<param name = "odi.sales.args1" value="Country=Korea">
<param name = "odi.sales.args2" value="City=Seoul">
```


Copyright © FORCS Co.,LTD. All rights reserved.

See Also

odi.odiname.pcount, odi.odinames

odi.odiname.clientdmtype

Sets the way to receive data modules and process them in the viewer.

Value

normal - Proceed with report binding after receiving all data modules from the server memory - While receiving data modules from the server and storing them in memory, execute report binding in parallel (The default value)
file - While receiving data modules from the server and storing them in a file, execute report binding in parallel

Reference

In the HTML5/Android/iOS/WinUWP viewer, this parameter works as memory.

odi.odiname.compresseddatamodule

Sets whether to compress or not when the server requests data module.

Value

Copyright © FORCS Co.,LTD. All rights reserved.

true - Compress

false - Do not compress (The default value)

odi.odiname.disconnectcache

Sets whether to use a previously cached data, when the network is disconnected or the viewer is abnormally terminated while downloading an sdm file from the scheduler.

Value

true - Use a previously cached data

false - Do not use a previously cached data (The default value)

odi.odiname.fetchtype

Sets a way for the OZ server to process data modules when the data modules are requested from the OZ Viewer.

Value

batch - Server generates a data module for the entire data, then sends it to the OZ Viewer (The default value)

concurrent - Generates a data module and sends it to the Viewer at the same time

Copyright © FORCS Co.,LTD. All rights reserved.

odi.odiname.frameworkurl

Sets the framework URL of FX Data.

odi.odiname.pcount

Sets the number of ODI parameters.

odi.odiname.ozserver.port

Sets the port number of OZ Server when running Daemon type OZ Server.

Reference

It is used when bringing data from a server that is not the same server that brings form files.

Copyright © FORCS Co.,LTD. All rights reserved.

odi.odiname.ozserver.server

Sets the IP address of OZ Server when running Daemon type OZ Server.

Reference

It is used when bringing data from a server that is not the same server that brings form files.

odi.odiname.ozserver.servlet

Sets the URL of OZ Server when running Servlet type OZ Server.

Reference

It is used when bringing data from a server that is not the same server that brings form files.

odi.odiname.serverdmtype

Sets whether the OZ server should use memory or files when generating a data module in response to a request from OZ Viewer.

Copyright © FORCS Co.,LTD. All rights reserved.

Value

file - Use file

memory - Use memory (The default value)

Reference

For heavy amounts of data, using files can reduce usage of memory in server.

odi.odiname.usescheduleddata

Sets the name of the SDM file.

Reference

Sets the name of the SDM file generated by the scheduler so that it can be used in viewing the report.

The file path can be set to the OZ Repository URL(ozp://), Web Server URL(http://) and Local URL(file://). However, HTML5 Viewer sets the relative path based on the path set in datamodule_path of the conf/srmngr.properties file among OZ server environment configuration files. Also, the use_scheduled_data option in the srmngr.properties file must be set to true.

Applies only if the "connection.datafromserver" parameter value is "false".

Copyright © FORCS Co.,LTD. All rights reserved.

odi.odinames

Sets the ODI names.

Reference

The parameter values can be set to multiple values using ",".

Copyright © FORCS Co.,LTD. All rights reserved.

ozd

Sets the options to save the OZD file.

Available Viewers

Parameter	ActiveX	HTML5JS	HTML5SVG	Android	iOS	WinUWP
ozd.filename	O	O	X	O	O	X
ozd.includeedithistory	O	O	X	O	O	O
ozd.includeedits	O	O	X	O	O	O
ozd.includeimage	O	O	X	O	O	O
ozd.memoallowed	O	O	X	O	O	X
ozd.password	O	O	X	O	O	O
ozd.path	O	X	X	X	O	X
ozd.saveall	O	O	X	O	O	O

O Only e-Form

ozd.filename

Copyright © FORCS Co.,LTD. All rights reserved.

Sets the file name.

See Also

Save Dialog Box

ozd.includeedithistory

Sets whether to save the history of input components.

Value

true - Save

false - Do not save (The default value)

Reference

You can use the function only when you save an OZR format report in the OZD format. To use the function, please set the ozd.includeedits and ozd.includeedithistory parameter values to true and save the file in the OZD format.

An OZD file that has already applied the function always saves changed history.

To clear saved history, please set the ozd.includeedits parameter value to false and save the file in the OZD format.

HTML5JS viewer is only supported in mobile environments.

Copyright © FORCS Co.,LTD. All rights reserved.

ozd.includeedits

Sets the "Include edits" option.

Value

true - Check (The default value)

false - Do not check

See Also

OZD Save Option Dialog Box

ozd.includeimage

Sets the "Include image" option.

Value

true - Check (The default value)

false - Do not check

See Also

OZD Save Option Dialog Box

Copyright © FORCS Co.,LTD. All rights reserved.

ozd.memoallowed

Sets whether to allow you to add memos and callout shapes.

Value

true - Allow (The default value)

false - Do not allow

Reference

This parameter applies only if you save the OZR file in the OZD format.

If you set this parameter to false, and then save in the OZD format, and you open it in the OZ Viewer, the related icons are disabled.

ozd.password

Sets the "Password" option.

See Also

OZD Save Option Dialog Box

Copyright © FORCS Co.,LTD. All rights reserved.

ozd.path

Sets the file path.

See Also

Save Dialog Box

ozd.saveall

Sets the "Save all reports" option.

Value

true - Check

false - Do not check (The default value)

See Also

OZD Save Option Dialog Box

Copyright © FORCS Co.,LTD. All rights reserved.

ozsystem

Sets the system field options.

Available Viewers

Parameter	ActiveX	HTML5JS	HTML5SVG	Android	iOS	WinUWP
ozsystem.location_address	O	O	O	O	O	O
ozsystem.user_id	O	O	O	O	O	O
ozsystem.user_name	O	O	O	O	O	O

ozsystem.location_address

Sets the value of Location Address.

Reference

Location Address is applied to both OZR and OZD files.

Copyright © FORCS Co.,LTD. All rights reserved.

ozsystem.user_id

Sets the value of User_ID and Creator_ID.

Reference

User_ID displays the value of this parameter regardless of the OZR or OZD file.

Creator_ID applies only if you preview the OZR file. In the OZD file, Creator_ID is the value indicated on the system label when the report file is saved as an OZD file.

ozsystem.user_name

Sets the value of User_Name and Creator_Name.

Reference

User_Name displays the value of this parameter regardless of the OZR or OZD file.

Creator_Name applies only if you preview the OZR file. In the OZD file, Creator_Name is the value indicated on the system label when the report file is saved as an OZD file.

Copyright © FORCS Co.,LTD. All rights reserved.

pdf

Sets the options to save the PDF file.

Android/iOS Viewer requires the following settings.

[Android]

- Add the library file in the Eclipse project.
  ✓libozrvpack_pdfwriter.so

[iOS]

- Add the framework in the Xcode project.
  ✓OZPackPDF.framework

- Add the script
  ✓Call the __OZExportPack_load_pdf() function before using this function.

Available Viewers

Parameter	ActiveX	HTML5JS	HTML5SVG	Android	iOS	WinUWP
pdf.author	O	O	O	O	O	O
pdf.changeable	O	O	O	O	O	O
pdf.contentscopy	O	O	O	O	O	O
pdf.converted_jpg_quality	O	O	O	O	O	O
pdf.convertedimagedpi	O	O	O	O	O	O

Copyright © FORCS Co.,LTD. All rights reserved.

Parameter	ActiveX	HTML5JS	HTML5SVG	Android	iOS	WinUWP
pdf.creator	O	O	O	O	O	O
pdf.custom_metadata_json	O	O	O	O	O	O
pdf.document_security_encryption_level	O	O	O	O	O	O
pdf.donot_export_at_invalid_font	O	O	O	X	X	X
pdf.filename	O	O	O	O	O	X
pdf.fontembedding	O	O	O	O	O	X
pdf.fontembedding_prefix	O	O	O	O	O	X
pdf.fontembedding_subset	O	O	O	O	O	X
pdf.keyword	O	O	O	O	O	O
pdf.masterpassword	O	O	O	O	O	O
pdf.navigationpanes	O	O	O	O	O	O
pdf.opentopage	O	O	O	O	O	O
pdf.pagedisplay	O	O	O	O	O	O
pdf.path	O	X	X	X	O	X
pdf.printable	O	O	O	O	O	O

Copyright © FORCS Co.,LTD. All rights reserved.

Parameter	ActiveX	HTML5JS	HTML5SVG	Android	iOS	WinUWP
pdf.save_tree_as_bookmark	O	O	O	O	O	O
pdf.savecharttoimage	O	O	O	O	O	O
pdf.savecomment	O	O	X	O	O	O
pdf.savelinktoc	O	O	O	O	O	O
pdf.savelinkurl	O	O	O	O	O	O
pdf.savememo	O	O	X	O	O	O
pdf.subject	O	O	O	O	O	O
pdf.title	O	O	O	O	O	O
pdf.userpassword	O	O	O	O	O	O

O Only e-Form

pdf.author

Sets the "Author" option.

See Also

PDF Save Option Dialog Box

Copyright © FORCS Co.,LTD. All rights reserved.

pdf.changeable

Sets the "Changes Allowed" option.

Value

none - The "None" option is checked

commenting_filling_in_formfields_and_signing - The "Commenting, filling in form fields, and signing" option is checked

pagelayout_filling_in_formfields_and_signing - The "Page layout, filling in form fields, and signing" option is checked

any_except_extracting_of_pages - The "Any except extracting of pages" option is checked (The default value)

See Also

PDF Save Option Dialog Box

pdf.contentscopy

Sets the "Copy Allowed" option.

Value

true - Check (The default value)

Copyright © FORCS Co.,LTD. All rights reserved.

false - Do not check

See Also

PDF Save Option Dialog Box

pdf.converted_jpg_quality

Sets the quality of the image that is converted into JPG.

Reference

The default value is 100, and set to a value between 1 and 100.

The viewer converts the images into the JPG format and saves the report as a PDF file. The converted images are not in JPG or GIF format. The converted image size is larger than the original image size, and also increases the PDF file size. If you want to reduce the size of PDF files, set this parameter value to a value less than 100. In this case, it causes a loss in image quality.

pdf.convertedimagedpi

Sets the dpi of components that are stored as Images.

Reference

Copyright © FORCS Co.,LTD. All rights reserved.

The default value is 96.

pdf.creator

Sets the "Application" option.

See Also

PDF Save Option Dialog Box

pdf.custom_metadata_json

Sets a custom property in a PDF file.

Reference

Sets the parameter value as a JSON format string in the following format:
"{"PropertyName1":"PropertyValue1","PropertyName2":"PropertyValue2",...}".

If you name a property with a reserved word in a PDF file, the property will not be set. The reserved words in PDF files are as follows:

- Author
- CreationDate
- Creator
- Keywords

Copyright © FORCS Co.,LTD. All rights reserved.

- ModDate
- Producer
- Subject
- Title
- Trapped

pdf.document_security_encryption_level

Sets the encryption level for Open Password or Permissions Password.

Value

aes_128 - Encrypts passwords in the aes_128 mode

rc4_40 - Encrypts passwords in the re4_40 mode (The default value)

pdf.donot_export_at_invalid_font

Sets whether or not to save the report when a font embedding error occurs.

Value

true - Do not save

Copyright © FORCS Co.,LTD. All rights reserved.

false - Save (The default value)

Reference

To use this parameter, please set the value of pdf.fontembedding parameter true.

Also, in the HTML5JS viewer, please set the "save_exportfrom" value of the execution option to {"pdf":"server"} or {"pdf":"scheduler"}.

If the value of this parameter is set to true, the report will be saved only if there are no font embedding errors on all pages to be saved.

pdf.filename

Sets the file name.

See Also

Save Dialog Box

pdf.fontembedding

Sets the "Embed Font" option.

Value

true - Check

Copyright © FORCS Co.,LTD. All rights reserved.

false - Do not check (The default value)

See Also

PDF Save Option Dialog Box

pdf.fontembedding_prefix

Sets the prefix to add in front of the font when saving a fontembedding report.

Reference

To use this parameter, please set the value of the pdf.fontembedding parameter true.

pdf.fontembedding_subset

Sets whether to save a subset of fonts when saving a report with fonts embedded.

Value

true - Save

false - Do not save (The default value)

Reference

Copyright © FORCS Co.,LTD. All rights reserved.

To use this parameter, please set the value of the pdf.fontembedding parameter true.

pdf.keyword

Sets the "Keywords" option.

See Also

PDF Save Option Dialog Box

pdf.masterpassword

Sets the "Permissions Password" option.

See Also

PDF Save Option Dialog Box

pdf.navigationpanes

Copyright © FORCS Co.,LTD. All rights reserved.

Sets the display option of the PDF Reader navigation window.

Value

none - Do not display the navigation window (The default value)

bookmarks - Display bookmarks on the navigation window

page_thumbnails - Display page thumbnails on the navigation window

Reference

To use bookmarks, please set Toc-Label in the report to export as PDF.

pdf.opentopage

Sets the page number to be displayed when opening the PDF file.

Reference

To use this feature, please use a PDF viewer that supports the ability to navigate to a specific page when the PDF file is opened.

pdf.pagedisplay

Sets the page display option of the PDF Reader.

Copyright © FORCS Co.,LTD. All rights reserved.

Value

enable_scrolling - Enable scrolling and display pages continuously

single_page_view - Display page by page (The default value)

two_page_scrolling - Display connecting pages with scrolling

two_page_view - Display two connecting pages

pdf.path

Sets the file path.

See Also

Save Dialog Box

pdf.printable

Sets the "Printing Allowed" option.

Value

true - Check (The default value)

false - Do not check

See Also

Copyright © FORCS Co.,LTD. All rights reserved.

PDF Save Option Dialog Box

pdf.save_tree_as_bookmark

Sets whether to save bookmarks of PDF files in the same way as the tree window structure.

Value

true - Save in the same way as the tree window structure

false - Save the Toc link and URL link in a single structure (The default value)

pdf.savecharttoimage

Sets the "Save chart to image" option.

Value

true - Check

false - Do not check (The default value)

See Also

PDF Save Option Dialog Box

Copyright © FORCS Co.,LTD. All rights reserved.

pdf.savecomment

Sets whether to savewith comments included.

Value

all - Include comments

none - Do not include comments (The default value)

mainscreenonly - Saves reports by including only the comments added in the main screen

subscreenonly - Saves reports by including only the comments added in the sub screen

pdf.savelinktoc

Sets the "Toc link" of the "Save link" option.

Value

true - Check (The default value)

false - Do not check

See Also

Basic Save Option Dialog Box

Copyright © FORCS Co.,LTD. All rights reserved.

pdf.savelinkurl

Sets the "URL link" of the "Save link" option.

Value

true - Check (The default value)

false - Do not check

See Also

Basic Save Option Dialog Box

pdf.savememo

Sets the save option for memos and callout shapes when saving a PDF file.

Value

all - Follows the value of memo.exportoption, arrow.exportoption, checkmark.exportoption, circle.exportoption, line.exportoption, and rectangle.exportoption (The default value)

nothing - Does not save memos and callout shapes

Copyright © FORCS Co.,LTD. All rights reserved.

pdf.subject

Sets the "Subject" option.

See Also

PDF Save Option Dialog Box

pdf.title

Sets the "Title" option.

See Also

PDF Save Option Dialog Box

pdf.userpassword

Sets the "Open Password" option.

See Also

PDF Save Option Dialog Box

Copyright © FORCS Co.,LTD. All rights reserved.

Copyright © FORCS Co.,LTD. All rights reserved.

png

Sets the options to save the PNG file.

Available Viewers

Parameter	ActiveX	HTML5JS	HTML5SVG	Android	iOS	WinUWP
png.filename	O	O	O	O	O	X
png.path	O	X	X	X	O	X
png.savecomment	O	O	X	O	O	O
png.savememo	O	O	X	O	O	O
png.zoom	O	O	O	O	O	O

O Only e-Form

png.filename

Sets the file name.

See Also

Copyright © FORCS Co.,LTD. All rights reserved.

export.applyformat, export.format

Save Dialog Box

png.path

Sets the file path.

See Also

Save Dialog Box

png.savecomment

Sets whether to save with comments included.

Value

all - Include comments

none - Do not include comments (The default value)

mainscreenonly - Save reports by including only the comments added in the main screen

subscreenonly - Save reports by including only the comments added in the sub screen

Copyright © FORCS Co.,LTD. All rights reserved.

png.savememo

Sets the save option for memos and callout shapes when saving a PNG file.

Value

all - Follows the value of memo.exportoption, arrow.exportoption, checkmark.exportoption, circle.exportoption, line.exportoption, and rectangle.exportoption (The default value)

nothing - Does not save memos and callout shapes

png.zoom

Sets the "Zoom In/Out" of the "Save Ratio" option.

Reference

The default value is 100.

See Also

PNG Save Option Dialog Box

Copyright © FORCS Co.,LTD. All rights reserved.

ppt

Sets the options to save the PPT file.

Android/iOS Viewer requires the following settings.

[Android]

- Add the library file in the Eclipse project.
  ✓libozrvpack_pptwriter.so

[iOS]

- Add the framework in the Xcode project.
  ✓OZPackPPT.framework

- Add the script
  ✓Call the __OZExportPack_load_ppt() function before using this function.

Available Viewers

Parameter	ActiveX	HTML5JS	HTML5SVG	Android	iOS	WinUWP
ppt.convertedimagedpi	O	O	O	O	O	O
ppt.filename	O	O	O	O	O	X
ppt.path	O	X	X	X	O	X
ppt.saveastable	O	O	O	O	O	O
ppt.savememo	O	O	X	O	O	O

Copyright © FORCS Co.,LTD. All rights reserved.

ppt.convertedimagedpi

Sets the dpi of components that are stored as Images.

Reference

The default value is 96.

ppt.filename

Sets the file name.

See Also

Save Dialog Box

ppt.path

Sets the file path.

See Also

Save Dialog Box

Copyright © FORCS Co.,LTD. All rights reserved.

ppt.saveastable

Sets the "Save As Table" option.

Value

true - Check (The default value)

false - Do not check

See Also

PPT Save Option Dialog Box

ppt.savememo

Sets the save option for memos and callout shapes when saving a PPT file.

Value

all - Follows the value of memo.exportoption, arrow.exportoption, checkmark.exportoption, circle.exportoption, line.exportoption, and rectangle.exportoption (The default value)

nothing - Does not save memos and callout shapes

Copyright © FORCS Co.,LTD. All rights reserved.

print

Sets the print options.

To use the print function in the Android viewer, you must have a minimum of Android version 4.4 kitkat, and the ozprint_android.jar file must be loaded into the project.

Available Viewers

Parameter	ActiveX	HTML5JS	HTML5SVG	Android	iOS	WinUWP
print.adjust	O	O	X	X	X	X
print.alldocument	O	O	O	X	X	X
print.chart_areafigures_at_grayscale	O	X	X	X	X	X
print.close	O	X	X	X	X	X
print.collate	O	O	X	X	X	X
print.copies	O	O	X	X	X	X
print.dividepage	O	X	X	X	X	X
print.donot_print_at_invalid_image	O	O	X	O	O	O
print.donot_print_at_invalid_script	O	O	X	O	O	O
print.duplex	O	X	X	X	X	X

Copyright © FORCS Co.,LTD. All rights reserved.

Parameter	ActiveX	HTML5JS	HTML5SVG	Android	iOS	WinUWP
print.duplexprintbyreport_at_concatpage	O	X	X	O	O	X
print.exclude_printerdrivernames	O	X	X	X	X	X
print.externalmodule	O	X	X	X	X	X
print.externalmoduleex	O	X	X	X	X	X
print.gray	O	X	X	X	O	X
print.jobname	O	X	X	X	X	X
print.lockfileprint	O	X	X	X	X	X
print.lockopt	O	O	X	O	O	X
print.mode	O	X	X	O	O	X
print.noprintermessage	O	X	X	X	X	X
print.once	O	O	X	O	O	X
print.orientation	O	X	X	X	O	X
print.pageorder	O	X	X	O	O	X
print.pageorient	O	X	X	O	O	X
print.pagerange	O	O	O	X	O	X
print.pages	O	O	O	X	O	X

Copyright © FORCS Co.,LTD. All rights reserved.

Parameter	ActiveX	HTML5JS	HTML5SVG	Android	iOS	WinUWP
print.pagesinone	O	X	X	O	O	X
print.per_page_in_largebundle	O	X	X	X	X	X
print.printbypage	O	X	X	X	X	X
print.printcomment	O	O	X	O	O	O
print.printerdrivername	O	X	X	X	X	X
print.printername	O	X	X	X	X	X
print.printmemo	O	O	X	O	O	O
print.properties	O	X	X	X	X	X
print.reports	O	O	O	X	X	X
print.scaling	O	X	X	X	X	X
print.shownoprinter	O	X	X	X	X	X
print.showskipdialog	O	O	O	X	X	X
print.size	O	X	X	X	X	X
print.skip	O	O	X	O	O	X
print.spoolpages	O	X	X	X	X	X
print.style	O	X	X	O	O	X
print.trayname	O	X	X	X	X	X

Copyright © FORCS Co.,LTD. All rights reserved.

Parameter	ActiveX	HTML5JS	HTML5SVG	Android	iOS	WinUWP
print.usedefaultpaper	O	X	X	X	X	X
print.usedialogopt	O	X	X	X	X	X
print.useprintercopies	O	X	X	X	X	X
print.useprinterpaper	O	X	X	X	X	X
print.useprintstop	O	X	X	X	X	X
print.useprogressbar	O	X	X	X	X	X
print.useselectedreport	O	O	O	X	X	X

O Only e-Form

print.adjust

Sets the "Adjust printing scale" option.

Value

true - Check (The default value)

false - Do not check

See Also

Copyright © FORCS Co.,LTD. All rights reserved.

Print Dialog Box

print.alldocument

Sets the "Print all document" option.

Value

true - Check

false - Do not check (The default value)

See Also

Print Dialog Box

print.chart_areafigures_at_grayscale

Sets whether to print a chart by applying patterns and borders, and ignore the color of the chart when the Report is printed in black and white.

Value

true - Print by applying patterns and borders

false - Print as shown on the screen (The default value)

Copyright © FORCS Co.,LTD. All rights reserved.

print.close

Sets whether to close the OZ Viewer after printing.

Value

true - Close the OZ Viewer

false - Do not Close the OZ Viewer (The default value)

Reference

Applies only if OZ Viewer runs as StandAlone type.

print.collate

Sets the "Collate" option.

Value

true - Check (The default value)

false - Do not check

See Also

Print Dialog Box

Copyright © FORCS Co.,LTD. All rights reserved.

print.copies

Sets the "Copies" option.

Reference

The default value is 1.

See Also

Print Dialog Box

print.dividepage

Sets the "Print divide" option.

Value

true - Check

false - Do not check (The default value)

See Also

Print Option Dialog Box

Copyright © FORCS Co.,LTD. All rights reserved.

print.donot_print_at_invalid_image

Sets whether or not to print a report when an image loading error occurs.

Value

true - Do not print

false - Print (The default value)

Reference

Even if this parameter value is set to "true", reports with an image loading error cannot be printed. Furthermore, if "global.concatpage=false" is set and "Print all documents" is checked in a multi-reports environment, all reports are printed except the ones with errors.

print.donot_print_at_invalid_script

Sets whether or not to print a report when a script error occurs.

Value

true - Do not print

false - Print (The default value)

Reference

Copyright © FORCS Co.,LTD. All rights reserved.

Even if this parameter value is set to "true", reports with a script error cannot be printed. Furthermore, if "global.concatpage=false" is set and "Print all documents" is checked in a multi-report environment, all reports are printed except the ones with errors.

print.duplex

Sets the "Printing on Both sides" option.

Value

"" - Follows the option value set in the printer (The default value)

none - None

duplexvertical - Long Edge Binding

duplexhorizontal - Short Edge Binding

See Also

Print Option Dialog Box

print.duplexprintbyreport_at_concatpage

Sets whether to print on a new sheet of paper when changed to another report.

Copyright © FORCS Co.,LTD. All rights reserved.

Value

true - Print on a new sheet of paper

false - Print on the same sheet of paper (The default value)

Reference

This parameter is used to change the sheet of paper when a report is changed to another one in the duplex or handouts printing environment.

This parameter works only if the global.concatpage parameter value is true and the print.collate parameter value is true.

print.exclude_printerdrivernames

Sets the printer driver name not to be displayed in the printer list of the print dialog.

Reference

The parameter value is case-sensitive.

The parameter values can be set to multiple values using (,).

print.externalmodule

Copyright © FORCS Co.,LTD. All rights reserved.

Sets the external dll file path which will be used to link with an external module when printing.

print.externalmoduleex

Sets the external dll file path which will be used to link with an external module when printing.

print.gray

Sets the "Print to gray" option.

Value

true - Check

false - Do not check (The default value)

See Also

Print Option Dialog Box

Copyright © FORCS Co.,LTD. All rights reserved.

print.jobname

Sets the document name of the print job windows.

print.lockfileprint

Sets the "Print to file" option.

Value

none - Set to display and enable (The default value)

invisible - Set not to display

disable - Set to display and disable

See Also

Print Dialog Box

print.lockopt

Sets whether to lock print options.

Copyright © FORCS Co.,LTD. All rights reserved.

Value

true - Lock

false - Unlock (The default value)

See Also

Print Dialog Box

print.mode

Sets the print mode.

Value

showprintdlg/true - Run the Print Dialog Box (The default value). If you print a report in the preview screen, the progress bar is displayed. Otherwise, the progress bar is not displayed.
showprogress - Run the Print Dialog Box. Always display the progress bar.
silent/false - Print without running the Print Dialog Box. If you print a report in the preview screen, the progress bar is displayed. Otherwise, the progress bar is not displayed.

print.noprintermessage

Sets the error message when there is no printer available.

Copyright © FORCS Co.,LTD. All rights reserved.

Reference

Applies only if the "print.shownoprinter" parameter value is "true".

See Also

Print Dialog Box

print.once

Sets to limit the number of printing to just once.

Value

true - Can be printed only once

false - Can be printed many times (The default value)

Reference

The print icon and menu are disabled after printed once.

print.orientation

Sets the "Paper orientation" option.

Value

Copyright © FORCS Co.,LTD. All rights reserved.

portrait - Portrait

landscape - Landscape

See Also

Print Dialog Box

print.pageorder

Sets the "Order" option of the print option dialog box.

Value

horizontal - Horizontal (The default value)

vertical - Vertical

Reference

Applies only if the "print.style" parameter value is "gather".

See Also

Print Option Dialog Box

print.pageorient

Copyright © FORCS Co.,LTD. All rights reserved.

Sets the "Orientation" option of the print option dialog box.

Value

horizontal - Landscape (The default value)

vertical - Portrait

Reference

Applies only if the "print.style" parameter value is "gather".

In the Android Viewer, when you change the page orientation, the paper orientation is not adjusted automatically. Therefore, please check the Handouts option after changing the paper orientation in the main toolbar.

See Also

Print Option Dialog Box

print.pagerange

Sets the "Print range" option.

Value

all - All (The default value)

current - Current page

range - Pages

selected - Selection

selectedreport - Reports

Copyright © FORCS Co.,LTD. All rights reserved.

Reference

If you click print icon after set this parameter to selectedreport, dialog box that selects report is displayed first. And when you click [OK] button with same value of this parameter, print dialog box will be displayed. Dialog box that selects reports displays the report which is OZR/OZD added.

Reports option only applies to ActiveX, HTML5 Viewer and you must set value of print.useselectedreport parameter true to use this function.

See Also

Print Dialog Box

print.pages

Sets the range of pages to print in the "StartPage-EndPage,PageNumber,StartPage-EndPage" format.

Reference

This parameter is available only if the "print.pagerange" parameter value is "range".

See Also

Print Dialog Box

Copyright © FORCS Co.,LTD. All rights reserved.

print.pagesinone

Sets the "Pages per paper" option of the print option dialog box.

Reference

Applies only if the "print.style" parameter value is "gather".

See Also

Print Option Dialog Box

print.per_page_in_largebundle

Sets the "Printing by page" option of the print option dialog box.

Value

true - Check

false - Do not check (The default value)

See Also

Print Option Dialog Box

Copyright © FORCS Co.,LTD. All rights reserved.

print.printbypage

Sets whether to send a report to the printer spool in row by row as displayed in the page structure window when printing a report.

Value

true - Send row by row

false - Send all the reports at once (The default value)

Reference

This parameter is available only if the "viewer.mode" parameter value is "print".

If the print.printbypage parameter value is true, the print.collate parameter works as false.

If the system label associated with the page(Page_Number, Total_Page, Page_Of_Total) is added to the report this parameter does not work.

print.printcomment

Sets whether to include comments when printing reports.

Value

all - Print comments (The default value)

none - Do not print comments

mainscreenonly - Prints reports by including only the comments added in the main screen

Copyright © FORCS Co.,LTD. All rights reserved.

subscreenonly - Prints reports by including only the comments added in the sub screen

print.printerdrivername

Sets the driver name of the printer that will print reports.

Reference

The parameter value is case-sensitive.

Finds the printer whose printer driver name matches the given string. If no matching printer is found, the printer set by the print.printername parameter is set.

print.printername

Sets the printer name.

Reference

The parameter value is case-sensitive.

See Also

Print Dialog Box

Copyright © FORCS Co.,LTD. All rights reserved.

print.printmemo

Sets the print option for memos and callout shapes when printing a report.

Value

all - Follows the value of memo.printable, arrow.printable, checkmark.printable, circle.printable, line.printable, and rectangle.printable (The default value)

nothing - Does not print memos and callout shapes

print.properties

Sets whether to display the [Properties] button.

Value

true - Display

false - Do not display (The default value)

Reference

When the [Properties] button is clicked, the printer properties dialog box provided by the operating system is executed.

Copyright © FORCS Co.,LTD. All rights reserved.

In the printer properties dialog box provided by the operating system the Page size, Orientation, Two-sided(Duplex) printing, Black-and-white printing, and Paper source are ignored.

print.reports

Sets the report number to print in the "StartReport-EndReport,ReportNumber, StartReport-EndReport" format when you use the Reports option.

Reference

The parameter applies only if the "print.useselectedreport" parameter value is "true" and the "print.pagerange" parameter value is "selectedreport".

print.scaling

Sets the "Zoom In/Out" option of the print option dialog box.

Reference

The default value is 100.

See Also

Print Option Dialog Box

Copyright © FORCS Co.,LTD. All rights reserved.

print.shownoprinter

Sets whether to display an error message when there is no printer available.

Value

true - Display an error message

false - Do not display an error message (The default value)

print.showskipdialog

Sets whether to display the dialog box when selecting the report to print.

Value

true - Display

false - Do not display (The default value)

Reference

To execute the dialog box for selecting the report to print, set the parameter value to "true". However, the following settings also need to be set and are more important.

- Set the settings so that multiple reports are generated in the viewer screen.
- Set the print.mode parameter to a value other than "silent" or "false".

Copyright © FORCS Co.,LTD. All rights reserved.

print.size

Sets the "Target paper" option.

See Also

Print Dialog Box

print.skip

Sets not to print this report.

Value

true - Do not print
false - Print (The default value)

Reference

Even if the value of this parameter is set to true, the print icon on the toolbar is not disabled, and a print unavailable notification window is displayed when the user executes printing.

Also, a print event occurs for reports that are excluded from printing, and the print result is returned as failed.

Copyright © FORCS Co.,LTD. All rights reserved.

print.spoolpages

Sets the "Pages per spool" option of the print option dialog box.

Reference

The default value is 100.

See Also

Print Option Dialog Box

print.style

Sets the "Handouts" option of the print option dialog box.

Value

normal - The default print (The default value)

gather - Handout

See Also

Print Option Dialog Box

Copyright © FORCS Co.,LTD. All rights reserved.

print.trayname

Sets the tray name to be printed.

See Also

Print Option Dialog Box

print.usedefaultpaper

Sets whether to use the printer default paper.

Value

true - Use the default paper of the printer

false - Use the paper of the OZR file (The default value)

print.usedialogopt

Sets whether to apply the print options set in the current report only to the current report.

Copyright © FORCS Co.,LTD. All rights reserved.

Value

true - Apply to another report

false - Do not apply to another report (The default value)

Reference

This parameter only applies to the print and print dialog options set in the current report and does not influence other reports. For example when two reports are bound, if you save a report after setting print copies to "2" and check the "All" option, then the second report also sets print copies to "2". If you execute the print dialog box after printing is completed, the print copies option is displayed as "1".

Applies only if the "global.concatpage" parameter value is "false" and the "print.alldocument" parameter value is "true".

print.useprintercopies

Sets whether to use the number of copies feature when printing reports.

Value

true - Use

false - Do not use (The default value)

Reference

When printing a report, OZ viewer generates pages as many times as the number of copies specified to be printed. Due to this rule, when printing multiple copies, the same page is

Copyright © FORCS Co.,LTD. All rights reserved.

generated repeatedly. This results in the issue of the print size getting larger. In this case, if you set the parameter value to "true", OZ viewer generates only one copy of the pages to be printed and then sends the generated pages and the copies to the printer driver. This resolves the issue of the print size getting larger.

To use this feature, the printer driver for printing reports must support the number of copies feature and you must set the option to print.collate=true. However, the feature cannot be used when printing reports using external modules.

print.useprinterpaper

Sets whether to print to the printer's default paper.

Value

true - The printer's default paper
false - According to the paper specified in the report (The default value)

Reference

This parameter has lower priority than the "print.size" parameter.

print.useprintstop

Copyright © FORCS Co.,LTD. All rights reserved.

Sets whether to use the print [stop] button.

Value

true - Use

false - Do not use (The default value)

Reference

If the "viewer.mode" or "viewer.largebundle" or "print.printbypage" parameter value is "true", this parameter value is applied as "false".

print.useprogressbar

Sets whether to display the progress bar.

Value

default - According to the value of the print.mode parameter (The default value)

true - Display the progress bar always

false - Do not display the progress bar always

print.useselectedreport

Sets whether to display the report range option in print range.

Copyright © FORCS Co.,LTD. All rights reserved.

Value

true - Display

false - Do not display (The default value)

Reference

If you set this parameter to true, the Reports option and the [Select] button are displayed.

Copyright © FORCS Co.,LTD. All rights reserved.

rectangle

Sets the properties of the callouts-rectangle.

Available Viewers

Parameter	ActiveX	HTML5JS	HTML5SVG	Android	iOS	WinUWP
rectangle.bordercolor	O	O	X	X	X	X
rectangle.borderthickness	O	O	X	X	X	X
rectangle.changeable	O	O	X	X	X	X
rectangle.exportoption	O	O	X	X	X	X
rectangle.fillcolor	O	O	X	X	X	X
rectangle.movable	O	O	X	X	X	X
rectangle.multiscreen_visible_type	O	X	X	X	X	X
rectangle.printable	O	O	X	X	X	X
rectangle.roundingvalue	O	O	X	X	X	X
rectangle.tooltiptext	O	O	X	X	X	X
rectangle.transparent	O	O	X	X	X	X

Copyright © FORCS Co.,LTD. All rights reserved.

O Only e-Form

rectangle.bordercolor

Sets the border color.

Reference

The default value is "000000".

rectangle.borderthickness

Sets the border thickness.

Reference

The default value is "1".

rectangle.changeable

Copyright © FORCS Co.,LTD. All rights reserved.

Sets whether the properties are changeable.

Value

true - Changeable (The default value)

false - Unchangeable

rectangle.exportoption

Sets whether to include rectangles when saving reports.

Value

all - Always save regardless of the file format

byprintable - Follows the settings set for printing rectangles in a report (The default value)

doc - Includes rectangles when saving in the DOC format

gif - Includes rectangles when saving in the GIF format

gul - Includes rectangles when saving in the GUL format

hml - Includes rectangles when saving in the HML and HWP formats

html - Includes rectangles when saving in the HTML format

jpg - Includes rectangles when saving in the JPG format

mht - Includes rectangles when saving in the MHT format

nothing - Do not save rectangles in all file formats

pdf - Includes rectangles when saving in the PDF format

png - Includes rectangles when saving in the PNG format

ppt - Includes rectangles when saving in the PPT format

svg - Includes rectangles when saving in the SVG format

tif - Includes rectangles when saving in the TIF format

xls - Includes rectangles when saving in the XLS format

Copyright © FORCS Co.,LTD. All rights reserved.

xlsx - Includes rectangles when saving in the XLSX format

Reference

The parameter values can be set to multiple values using ",".

rectangle.fillcolor

Sets the background color.

Reference

The default value is "FFFFFF".

rectangle.movable

Sets whether movable or not.

Value

true - Movable (The default value)

false - Unmovable

Copyright © FORCS Co.,LTD. All rights reserved.

rectangle.multiscreen_visible_type

Sets the rectangle visible type in a multi-screen environment.

Value

always - The rectangle is displayed in both screens (The default value)

mainscreenonly - The rectangle is displayed only in the main screen

subscreenonly - The rectangle is displayed only in the sub-screen

rectangle.printable

Sets whether to print rectangles in a report.

Value

true - Print (The default value)

false - Do not print

Reference

If the parameter value is set to "false", the "Do not print" option is checked in the pop-up menu of the rectangle.

Copyright © FORCS Co.,LTD. All rights reserved.

rectangle.roundingvalue

Sets the edge rounding ratio.

Reference

The default value is "0".

rectangle.tooltiptext

Sets the tooltip text.

rectangle.transparent

Sets whether the background is transparent or not.

Value

true - Is transparent

false - Is opaque (The default value)

Copyright © FORCS Co.,LTD. All rights reserved.

repository_agent

Sets the repository server options.

Available Viewers

Parameter	ActiveX	HTML5JS	HTML5SVG	Android	iOS	WinUWP
repository_agent.client cachetype	O	O	O	O	O	O
repository_agent.local. root_path	O	X	X	O	O	O
repository_agent.ozser ver.pass	O	O	O	O	O	O
repository_agent.ozser ver.port	O	X	X	O	O	O
repository_agent.ozser ver.server	O	X	X	O	O	O
repository_agent.ozser ver.servlet	O	O	O	O	O	O
repository_agent.ozser ver.user	O	O	O	O	O	O
repository_agent.pass	O	O	O	O	O	O
repository_agent.serve r_baseline_datetime	O	O	O	O	O	O

Copyright © FORCS Co.,LTD. All rights reserved.

Parameter	ActiveX	HTML5JS	HTML5SVG	Android	iOS	WinUWP
repository_agent.try_license_check	O	X	X	X	X	X
repository_agent.try_usl_check	O	O	X	O	O	O
repository_agent.type	O	O	O	O	O	O
repository_agent.user	O	O	O	O	O	O
repository_agent.usl_param_args#	O	O	X	O	O	O
repository_agent.usl_param_pcount	O	O	X	O	O	O
repository_agent.webserver.root_path	O	X	X	O	O	O

repository_agent.clientcachetype

Sets the way to receive data modules and file in the viewer.

Value

file - Cache to file

memory - Cache to memory

none - Do not cache

Copyright © FORCS Co.,LTD. All rights reserved.

crypt - Cache after encrypted

Reference

You can set multiple values by using the comma (,) as the delimiter.

With the exception of the none option, the file, memory, and crypt options can be set repeatedly by using a comma (,).

In the HTML5/Android/iOS/WinUWP viewer, if you set this parameter value to "file, crypt", this parameter runs with memory.

repository_agent.local.root_path

Sets the root path of the local system which will bring the report.

repository_agent.ozserver.port

Sets the network port number of OZ Server when running Daemon type OZ Server.

Copyright © FORCS Co.,LTD. All rights reserved.

repository_agent.ozserver.server

Sets the IP address or domain name of the OZ Server system when running Daemon type OZ Server.

repository_agent.ozserver.servlet

Sets the URL of the OZ Server system when running Servlet type OZ Server.

repository_agent.pass

Sets the user password.

repository_agent.server_baseline_datetime

Copyright © FORCS Co.,LTD. All rights reserved.

Sets the check-in baseline date and time of the items that you want to bind.

Reference

This parameter is used for the purpose of binding the items checked in at a specific time. If there are no items checked in at a specific time, it is applied to items checked in before the specific time.

Applies only if the type of repository server is able to store history and the cache is off.

The parameter value must be set in one of the four formats below. If you have not set up in the following format, this parameter does not work.

- yyyy-MM-dd
- yyyy-MM-dd HH
- yyyy-MM-dd HH:mm
- yyyy-MM-dd HH:mm:ss

Applies to 00 if you omit HH, mm and ss.

If there are no files that meet the condition, a the binding error occurs.

repository_agent.try_license_check

Sets whether to check user information who will connect to OZ server.

Value

true - Check

false - Do not check (The default value)

Copyright © FORCS Co.,LTD. All rights reserved.

Reference

If set this parameter to "true", User IP and Mac Address information are transferred to OZ server, and OZ server checks if the user has the license and determines whether to transfer items.

repository_agent.try_usl_check

Sets whether to check the USL.

Value

true - Check USL
false - Do not check USL (The default value)

Reference

If the OZ server uses the USL, the value of this parameter must be set to "true".

Android/iOS Viewer requires the following settings.

[Android]

- Add the library file in the Eclipse project
  - ✓OZUSLClientDES128.so
  - ✓OZUSLClientSession.so

[iOS]

- Add the framework file in the Xcode project
  - ✓OZUSLDES128.framework
  - ✓OZUSLSession.framework

Copyright © FORCS Co.,LTD. All rights reserved.

- Add the script

```
__OZPack_load_OZUSLClient() Function call before loading the OZ Viewer
...
- (void) createViewer {
NSString* strParam = @"connection.servlet=http://127.0.0.1:8080/oz/server\n"
                     @"connection.reportname=category_path/sample.ozr";

__OZPack_load_OZUSLClient();
OZReportViewer* reportViewer = [OZReportAPI createViewer:self view:_reportView
param:strParam];
self.viewer = reportViewer;
[reportViewer release];
}
...
```

repository_agent.type

Sets the method for getting the OZR.

Value

from_webserver - Get from the web server

from_local - Get from the local system

from_ozserver - Get from the OZ Server

from_ozp - Get the OZD file

Copyright © FORCS Co.,LTD. All rights reserved.

repository_agent.user

Sets the user ID.

repository_agent.usl_parm_args#

Used to trasfer USL parameter values.

Reference

is a numerical value and indicates #th parameter, and it ranges from 1 to a value configured in repository_agent.usl_param_pcount.

repository_agent.usl_parm_pcount

Sets the number of USL parameters.

repository_agent.webserver.root_path

Copyright © FORCS Co.,LTD. All rights reserved.

Sets the root path of the web server that will bring the report.

Copyright © FORCS Co.,LTD. All rights reserved.

svg

Sets the options to save the SVG file.

Available Viewers

Parameter	ActiveX	HTML5JS	HTML5SVG	Android	iOS	WinUWP
svg.convertedimagedpi	O	O	O	O	O	O
svg.filename	O	O	O	O	O	X
svg.horizontalpagegap	O	O	O	O	O	O
svg.path	O	X	X	X	O	X
svg.savealternativetext	O	X	O	X	X	X
svg.savecomment	O	O	X	O	O	O
svg.savelinkurl	O	O	O	O	O	O
svg.savememo	O	O	X	O	O	O
svg.savemultipage	O	O	O	O	O	O
svg.verticalpagegap	O	O	O	O	O	O

O Only e-Form

Copyright © FORCS Co.,LTD. All rights reserved.

svg.convertedimagedpi

Sets the dpi of components that are stored as Images.

Reference

The default value is 72.

This parameter applies ti only the user component label.

svg.filename

Sets the file name.

See Also

Save Dialog Box

svg.horizontalpagegap

Copyright © FORCS Co.,LTD. All rights reserved.

Sets the horizontal gap between the SVG viewer and the page when you save the report into one file.

Reference

The default value is 10.

The minus value is set to a default value, and the float value is set to a numeric value to the left of the decimal point.

If you save reports with different width into one file, it applies a gap based on the page with the largest width and the other pages are aligned to the center.

Applies only if the "svg.savemultipage" parameter value is "true".

svg.path

Sets the file path.

See Also

Save Dialog Box

svg.savealternativetext

Copyright © FORCS Co.,LTD. All rights reserved.

Sets whether to save including the alternative text of the component.

Value

true - Include alternative text

false - Do not include alternative text (The default value)

svg.savecomment

Sets whether to save with comments included.

Value

all - Include comments

none - Do not include comments (The default value)

mainscreenonly - Save reports by including only the comments added in the main screen

subscreenonly - Save reports by including only the comments added in the sub screen

svg.savelinkurl

Sets the "URL link" of the "Save link" option.

Value

true - Check (The default value)

Copyright © FORCS Co.,LTD. All rights reserved.

false - Do not check

See Also

Basic Save Option Dialog Box

svg.savememo

Sets the save option for memos and callout shapes when saving a SVG file.

Value

all - Follows the value of memo.exportoption, arrow.exportoption, checkmark.exportoption, circle.exportoption, line.exportoption, and rectangle.exportoption (The default value)

nothing - Does not save memos and callout shapes

svg.savemultipage

Sets the "MultiPage save as one file" option.

Value

true - Check

false - Do not check (The default value)

Copyright © FORCS Co.,LTD. All rights reserved.

See Also

SVG Save Option Dialog Box

svg.verticalpagegap

Sets the vertical gap between pages when you save the report into one file.

Reference

The default value is 10.

The minus value is set to a default value, and the float value is set to a numeric value to the left of the decimal point.

Applies only if the "svg.savemultipage" parameter value is "true".

Copyright © FORCS Co.,LTD. All rights reserved.

text

Sets the options to save the TXT file.

Available Viewers

Parameter	ActiveX	HTML5JS	HTML5SVG	Android	iOS	WinUWP
text.addseparator	O	O	O	O	O	O
text.charset	O	O	O	O	O	O
text.exceptfirstpage	O	O	O	O	O	O
text.filename	O	O	O	O	O	X
text.pageline	O	O	O	O	O	O
text.pagestyle	O	O	O	O	O	O
text.pagetitle	O	O	O	O	O	O
text.path	O	X	X	X	O	X
text.removerange	O	O	O	O	O	O
text.removeseparator	O	O	O	O	O	O
text.saveastable	O	O	O	O	O	O
text.savememo	O	O	X	O	O	O
text.separator	O	O	O	O	O	O

Copyright © FORCS Co.,LTD. All rights reserved.

Parameter	ActiveX	HTML5JS	HTML5SVG	Android	iOS	WinUWP
text.splitmergedcell_at_saveastable	O	O	O	O	O	O

text.addseparator

Sets the "Insert 1000 separator" option.

Value

true - Check

false - Do not check (The default value)

See Also

CSV/TXT Save Option Dialog Box

text.charset

Sets the "Encoding" option.

Value

ansi - ANSI (The default value)

Copyright © FORCS Co.,LTD. All rights reserved.

unicode - Unicode

See Also

CSV/TXT Save Option Dialog Box

text.exceptfirstpage

Sets the "Except first page" option.

Value

true - Check

false - Do not check (The default value)

See Also

CSV/TXT Save Option Dialog Box

text.filename

Sets the file name.

See Also

Copyright © FORCS Co.,LTD. All rights reserved.

Save Dialog Box

text.pageline

Sets the "Line" option.

See Also

CSV/TXT Save Option Dialog Box

text.pagestyle

Sets the "Break type" option.

Value

None - None (The default value)

n <PAGE> - n <PAGE>

n <PAGE> --- - n <PAGE> ---

--- n <PAGE> - --- n <PAGE>

<PAGE> n - <PAGE> n

<PAGE> n --- - <PAGE> n ---

--- <PAGE> n - --- <PAGE> n

Copyright © FORCS Co.,LTD. All rights reserved.

See Also

CSV/TXT Save Option Dialog Box

text.pagetitle

Sets the "<PAGE>" option.

Reference

The default value is page.

See Also

text.pagestyle

CSV/TXT Save Option Dialog Box

text.path

Sets the file path.

See Also

Save Dialog Box

Copyright © FORCS Co.,LTD. All rights reserved.

text.removerange

Sets the start line and end line of the "Remove lines" option. Set in the "StartLine, EndLine" format.

See Also

CSV/TXT Save Option Dialog Box

text.removeseparator

Sets the "Delete 1000 separator" option.

Value

true - Check

false - Do not check (The default value)

See Also

CSV/TXT Save Option Dialog Box

Copyright © FORCS Co.,LTD. All rights reserved.

text.saveastable

Sets the "Save As Table" option.

Value

true - Check

false - Do not check (The default value)

See Also

CSV/TXT Save Option Dialog Box

text.savememo

Sets the save option for memos and callout shapes when saving a TXT file.

Value

all - Follows the value of memo.exportoption (The default value)

nothing - Does not save memos

text.separator

Copyright © FORCS Co.,LTD. All rights reserved.

Sets the "Delimiter" option.

Value

tab - tab (The default value)

space - space

| - |

/ - /

~ - ~

comma - comma

empty - empty

Other - Other

See Also

CSV/TXT Save Option Dialog Box

text.splitmergedcell_at_saveastable

Sets whether or not to save by splitting the merged label.

Value

true - Save by splitting the merged label

false - Save as a merged state (The default value)

Reference

Applies only if the "text.saveastable" parameter value is "true".

Copyright © FORCS Co.,LTD. All rights reserved.

Copyright © FORCS Co.,LTD. All rights reserved.

tiff

Sets the options to save the TIF file.

Available Viewers

Parameter	ActiveX	HTML5JS	HTML5SVG	Android	iOS	WinUWP
tiff.dpi	O	O	O	O	O	O
tiff.encode	O	O	O	O	O	O
tiff.filename	O	O	O	O	O	X
tiff.height	O	O	O	O	O	O
tiff.jpg_quality	O	O	O	O	O	O
tiff.path	O	X	X	X	O	X
tiff.savecomment	O	O	X	O	O	O
tiff.savememo	O	O	X	O	O	O
tiff.savemultipage	O	O	O	O	O	O
tiff.sizemode	O	O	O	O	O	O
tiff.width	O	O	O	O	O	O
tiff.zoom	O	O	O	O	O	O

Copyright © FORCS Co.,LTD. All rights reserved.

O Only e-Form

tiff.dpi

Sets the "DPI" option.

Reference

The default value is 72, and the unit is in dpi.

See Also

TIF Save Option Dialog Box

tiff.encode

Sets the "Encoding" option.

Value

G3 - G3 (The default value)

G4 - G4

JPG - JPG

See Also

Copyright © FORCS Co.,LTD. All rights reserved.

TIF Save Option Dialog Box

tiff.filename

Sets the file name.

See Also

Save Dialog Box

tiff.jpg_quality

Sets the JPG quality when you save the report after you select the "Encoding" option to JPG.

Reference

The default value is 100. Set to a value between 0 and 100.

This parameter works when the tiff.encode parameter value is JPG.

Copyright © FORCS Co.,LTD. All rights reserved.

tiff.height

Sets the "Height" option.

Reference

The default value is 0.

See Also

TIF Save Option Dialog Box

tiff.path

Sets the file path.

See Also

Save Dialog Box

tiff.savecomment

Sets whether to save with comments included.

Copyright © FORCS Co.,LTD. All rights reserved.

Value

all - Include comments

none - Do not include comments (The default value)

mainscreenonly - Saves reports by including only the comments added in the main screen

subscreenonly - Saves reports by including only the comments added in the sub screen

tiff.savememo

Sets the save option for memos and callout shapes when saving a TIFF file.

Value

all - Follows the value of memo.exportoption, arrow.exportoption, checkmark.exportoption, circle.exportoption, line.exportoption, and rectangle.exportoption (The default value)

nothing - Does not save memos and callout shapes

tiff.savemultipage

Sets the "MultiPage save as one file" option.

Value

true - Check

Copyright © FORCS Co.,LTD. All rights reserved.

false - Do not check (The default value)

See Also

TIF Save Option Dialog Box

tiff.sizemode

Sets the size mode.

Value

zoom - Check the "Ratio" option (The default value)

size - Check the "Size" option

dpi - Check the "Set size by DPI" option

See Also

TIF Save Option Dialog Box

tiff.width

Sets the "Width" option.

Reference

Copyright © FORCS Co.,LTD. All rights reserved.

The default value is 0.

See Also

TIF Save Option Dialog Box

tiff.zoom

Sets the "Zoom In/Out" option.

Reference

Set to a value between 10 and 1000.

See Also

TIF Save Option Dialog Box

Copyright © FORCS Co.,LTD. All rights reserved.

toolbar

Sets the toolbar options.

Reference

To set whether to display the toolbar, please use the viewer.usetoolbar parameter.

Common things about the "disable" value.

- If the toolbar function is set as "disable", it will not be executed even when executing as the Script() or ScriptEx() function.
- The "disable" parameter value can be used by combining with the true/false value and the comma(,) as a delimiter which determines whether to display the toolbar icon in the screen. Set as "true,disable" to display in the screen and disable, and set as "false,disable" to do not display in the screen and disable.
- If set only as "disable" but not as "true.disable" or "false,disable", then whether to display in the screen is determined according to the default value of displaying the toolbar icon. For example, in the case of print icon(toolbar.print), its default value is "display", so if it is set as "disable", it will be displayed in the screen and the icon and function will be disabled. And in the case of the close all icon(toolbar.closeall), its default value is "Do not display", so if it is set as "disable", it will not be displayed in the screen and the function will be disabled.

Available Viewers

Parameter	ActiveX	HTML5JS	HTML5SVG	Android	iOS	WinUWP
toolbar.about	O	O	O	O	O	O
toolbar.addarrow	O	O	X	X	X	X

Copyright © FORCS Co.,LTD. All rights reserved.

Parameter	ActiveX	HTML5JS	HTML5SVG	Android	iOS	WinUWP
toolbar.addcheckmark	O	O	X	X	X	X
toolbar.addcircle	O	O	X	X	X	X
toolbar.addimage	X	X	X	O	O	O
toolbar.addline	O	O	X	X	X	X
toolbar.addmemo	O	O	X	O	O	O
toolbar.addrectangle	O	O	X	X	X	X
toolbar.autohide	X	X	X	O	O	O
toolbar.bgcolor	O	X	X	X	X	O
toolbar.cell	O	O	O	X	X	X
toolbar.close	O	O	X	O	O	O
toolbar.closeall	O	O	X	O	O	O
toolbar.csv	O	O	O	O	O	O
toolbar.currentpage	O	O	O	X	X	X
toolbar.doc	O	O	O	O	O	O
toolbar.edittool	O	O	X	X	X	X
toolbar.etc	O	O	O	O	O	O
toolbar.exit	O	X	X	X	X	X
toolbar.file	O	O	O	O	O	O

Copyright © FORCS Co.,LTD. All rights reserved.

Parameter	ActiveX	HTML5JS	HTML5SVG	Android	iOS	WinUWP
toolbar.find	O	O	X	O	O	O
toolbar.finds	O	O	X	O	O	O
toolbar.first	O	O	O	X	X	X
toolbar.gif	O	O	O	X	X	X
toolbar.gul	O	X	X	X	X	X
toolbar.han97	O	O	O	O	O	O
toolbar.handtool	O	O	X	X	X	X
toolbar.help	O	O	O	X	X	X
toolbar.hml	O	O	O	O	O	O
toolbar.html	O	O	O	O	O	O
toolbar.iconheight	O	X	X	X	X	X
toolbar.iconposition	O	O	O	O	O	O
toolbar.iconwidth	O	X	X	X	X	X
toolbar.inputparameter	O	O	X	O	O	O
toolbar.inversepaper	O	O	X	O	O	O
toolbar.jpg	O	O	O	O	O	O
toolbar.last	O	O	O	X	X	X
toolbar.mail	O	X	X	X	X	X

Copyright © FORCS Co.,LTD. All rights reserved.

Parameter	ActiveX	HTML5JS	HTML5SVG	Android	iOS	WinUWP
toolbar.mht	O	O	O	O	O	O
toolbar.multiscreenguide	O	X	X	X	X	X
toolbar.nxl	O	O	O	O	O	O
toolbar.open	O	O	X	O	O	O
toolbar.option	O	O	X	O	O	O
toolbar.ozd	O	O	X	O	O	O
toolbar.page	O	O	O	X	X	X
toolbar.pagecontrol	O	O	O	X	X	X
toolbar.pagedisplaysize	O	O	O	X	X	X
toolbar.pagenavigator	X	X	X	O	O	O
toolbar.pagesetup	O	O	X	O	O	O
toolbar.parameter	O	O	X	O	O	O
toolbar.pdf	O	O	O	O	O	O
toolbar.png	O	O	O	O	O	O
toolbar.ppt	O	O	O	O	O	O
toolbar.print	O	O	O	O	O	O
toolbar.redo	X	X	X	O	O	X

Copyright © FORCS Co.,LTD. All rights reserved.

Parameter	ActiveX	HTML5JS	HTML5SVG	Android	iOS	WinUWP
toolbar.refresh	O	O	X	O	O	O
toolbar.save	O	O	O	O	O	O
toolbar.savedm	O	O	X	O	O	O
toolbar.showpagesorter	O	X	X	X	X	X
toolbar.showthumbnail	O	O	O	O	O	O
toolbar.showtree	O	O	O	O	O	O
toolbar.singlepage_fittoframe	O	O	O	O	O	O
toolbar.singlepagecontinuous_fittowidth	O	O	O	O	O	O
toolbar.svg	O	O	O	O	O	O
toolbar.textselecttool	O	O	X	X	X	X
toolbar.tiff	O	O	O	O	O	O
toolbar.totalpage	O	O	O	X	X	X
toolbar.txt	O	O	O	O	O	O
toolbar.undo	X	X	X	O	O	X
toolbar.useseparator	O	O	O	X	X	X
toolbar.viewmode	O	X	X	X	X	X

Copyright © FORCS Co.,LTD. All rights reserved.

Parameter	ActiveX	HTML5JS	HTML5SVG	Android	iOS	WinUWP
toolbar.xls	O	O	O	O	O	O
toolbar.xlsx	O	O	O	O	O	X
toolbar.zoom	O	O	O	X	X	X
toolbar.zoomin	O	O	O	X	X	X
toolbar.zoomlist	O	O	O	X	X	X
toolbar.zoomout	O	O	O	X	X	X
toolbar.zoomreset	O	O	O	X	X	X
toolbar.zoomtype	O	O	O	X	X	X

O Only e-Form

toolbar.about

Sets whether to display and disable the "About" icon.

Value

true - Display

false - Do not display (The default value)

disable - Disable

Copyright © FORCS Co.,LTD. All rights reserved.

toolbar.addarrow

Sets whether to display and disable the "Add arrow" icon.

Value

true - Display

false - Do not display (The default value)

disable - Disable

toolbar.addcheckmark

Sets whether to display and disable the "Add checkmark" icon.

Value

true - Display

false - Do not display (The default value)

disable - Disable

Copyright © FORCS Co.,LTD. All rights reserved.

toolbar.addcircle

Sets whether to display and disable the "Add circle" icon.

Value

true - Display

false - Do not display (The default value)

disable - Disable

toolbar.addimage

Sets whether to display the "Add image" icon.

Value

true - Display

false - Do not display (The default value)

Reference

The option icon group consists of camera and photo, and it is displayed on the edit toolbar.

Copyright © FORCS Co.,LTD. All rights reserved.

toolbar.addline

Sets whether to display and disable the "Add line" icon.

Value

true - Display

false - Do not display (The default value)

disable - Disable

toolbar.addmemo

Sets whether to display and disable the "Add memo" icon.

Value

true - Display (The default value)

false - Do not display

disable - Disable

Reference

In Android/iOS/WinUWP viewer, the "Add memo" icon is displayed on the editing toolbar, and only the parameter values are true or false. In other viewers, the "Add memo" icon is displayed on the main toolbar, and all parameter values are supported.

Copyright © FORCS Co.,LTD. All rights reserved.

toolbar.addrectangle

Sets whether to display and disable the "Add rectangle" icon.

Value

true - Display

false - Do not display (The default value)

disable - Disable

toolbar.autohide

Sets whether to automatically hide the toolbar.

Value

true - Hide automatically (The default value)

false - If you tap the report, hides or shows the toolbar

toolbar.bgcolor

Sets the background color of toolbar.

Copyright © FORCS Co.,LTD. All rights reserved.

toolbar.cell

Sets whether to display and disable the "Save CELL" icon.

Value

true - Display

false - Do not display (The default value)

disable - Disable

Reference

The .hwp and .cell formats are not displayed by default. To apply the parameter value to true, use the export.applyformat or export.displaynames parameter to configure the .hwp and .cell file formats.

toolbar.close

Sets whether to display and disable the "Close the report" icon.

Value

true - Display

false - Do not display (The default value)

Copyright © FORCS Co.,LTD. All rights reserved.

disable - Disable

toolbar.closeall

Sets whether to display and disable the "Close all the report" icon.

Value

true - Display

false - Do not display (The default value)

disable - Disable

toolbar.csv

Sets whether to display and disable the "Save CSV" icon.

Value

true - Display

false - Do not display (The default value)

disable - Disable

Copyright © FORCS Co.,LTD. All rights reserved.

toolbar.currentpage

Sets whether to display and disable the page number text box.

Value

true - Display (The default value)

false - Do not display

disable - Disable

toolbar.doc

Sets whether to display and disable the "Save DOC" icon.

Value

true - Display

false - Do not display (The default value)

disable - Disable

toolbar.edittool

Copyright © FORCS Co.,LTD. All rights reserved.

Sets whether to display and disable the "Edit tool" icon.

Value

true - Display

false - Do not display (The default value)

disable - Disable

toolbar.etc

Sets whether to display and disable the "Etc" icon.

Value

true - Display (The default value)

false - Do not display

disable - Disable

toolbar.exit

Sets whether to display and disable the "Exit" icon.

Value

true - Display

Copyright © FORCS Co.,LTD. All rights reserved.

false - Do not display (The default value)

disable - Disable

Reference

If the "viewer.isframe" parameter value is "false", this parameter does not apply.

toolbar.file

Sets whether to display and disable the file icon group and menu group.

Value

true - Display

false - Do not display (The default value)

disable - Disable

toolbar.find

Sets whether to display and disable the "Search" icon.

Value

true - Display (The default value)

false - Do not display

Copyright © FORCS Co.,LTD. All rights reserved.

disable - Disable

toolbar.finds

Sets whether to display and disable the finds icon group.

Value

true - Display (The default value)

false - Do not display

disable - Disable

toolbar.first

Sets whether to display and disable the "Move to the first page" icon.

Value

true - Display

false - Do not display (The default value)

disable - Disable

Reference

HTML5 viewer is only supported in PC.

Copyright © FORCS Co.,LTD. All rights reserved.

toolbar.gif

Sets whether to display and disable the "Save GIF" icon.

Value

true - Display

false - Do not display (The default value)

disable - Disable

toolbar.gul

Sets whether to display and disable the "Save GUL" icon.

Value

true - Display

false - Do not display (The default value)

disable - Disable

Copyright © FORCS Co.,LTD. All rights reserved.

toolbar.handtool

Sets whether to display and disable the "Hand tool" icon.

Value

true - Display

false - Do not display (The default value)

disable - Disable

toolbar.help

Sets whether to display and disable the "Help" icon.

Value

true - Display

false - Do not display (The default value)

disable - Disable

toolbar.hml

Copyright © FORCS Co.,LTD. All rights reserved.

Sets whether to display and disable the "Save HML" icon.

Value

true - Display

false - Do not display (The default value)

disable - Disable

toolbar.html

Sets whether to display and disable the "Save HTML" icon.

Value

true - Display

false - Do not display (The default value)

disable - Disable

toolbar.iconheight

Sets the height of the icon.

Reference

The default value is 26.

Copyright © FORCS Co.,LTD. All rights reserved.

toolbar.iconposition

Sets the position of the icon group.

Reference

The parameter values can be set to multiple values using "/".

The name of the icon group is file, option, pageselection, page, zoom, pagecontrol, finds, parameter, about, help, exit and etc.

toolbar.iconwidth

Sets the width of the icon.

Reference

The default value is 26.

toolbar.inputparameter

Copyright © FORCS Co.,LTD. All rights reserved.

Sets whether to display and disable the "Input parameter" icon.

Value

true - Display

false - Do not display (The default value)

disable - Disable

toolbar.inversepaper

Sets whether to display and disable the "Inverse Paper" icon.

Value

true - Display

false - Do not display (The default value)

disable - Disable

Reference

In the Android/iOS/WinUWP viewer, the default value is "false". In other viewers, the default value is "true".

If the height of the band is greater than the height of the changed paper, you cannot change the page orientation. In this case, the "Inverse Paper" icon is disabled.

Copyright © FORCS Co.,LTD. All rights reserved.

toolbar.jpg

Sets whether to display and disable the "Save JPG" icon.

Value

true - Display

false - Do not display (The default value)

disable - Disable

toolbar.last

Sets whether to display and disable the "Move to the last page" icon.

Value

true - Display

false - Do not display (The default value)

disable - Disable

Reference

HTML5 viewer is only supported in PCs.

Copyright © FORCS Co.,LTD. All rights reserved.

toolbar.mail

Sets whether to display and disable the "Send Mail" icon.

Value

true - Display

false - Do not display (The default value)

disable - Disable

toolbar.mht

Sets whether to display and disable the "Save MHT" icon.

Value

true - Display

false - Do not display (The default value)

disable - Disable

toolbar.multiscreenguide

Copyright © FORCS Co.,LTD. All rights reserved.

Sets whether to display [Guide mode] on the toolbar.

Value

true - Display (The default value)

false - Do not display

disable - Disable

Reference

To use this parameter, please set the eform.usemultiscreen parameter value to true.

toolbar.nxl

Sets whether to display and disable the "Save NXL" icon.

Value

true - Display

false - Do not display (The default value)

disable - Disable

Reference

The .nxl file format is not displayed by default. To apply the parameter value to true, use either the export.applyformat or export.displaynames parameter to configure the .nxl file format.

Copyright © FORCS Co.,LTD. All rights reserved.

toolbar.open

Sets whether to display and disable the "Open" icon.

Value

true - Display

false - Do not display (The default value)

disable - Disable

toolbar.option

Sets whether to display and disable the option icon group.

Value

true - Display

false - Do not display

disable - Disable

Reference

In the Android/iOS/WinUWP viewer, the default value is "false". In other viewers, the default value is "true".

The option icon group consists of add memo, add arrow, add circle, add line, add rectangle and save data icons. Add arrow, add circle, add line, and add rectangle icons are displayed

Copyright © FORCS Co.,LTD. All rights reserved.

only when the toolbar.addline, toolbar.addarrow, toolbar.addrectangle and toolbar.addcircle parameter value is true.

toolbar.ozd

Sets whether to display and disable the "Save OZD" icon.

Value

true - Display

false - Do not display (The default value)

disable - Disable

toolbar.page

Sets whether to display and disable the page move icon group.

Value

true - Display (The default value)

false - Do not display

disable - Disable

Copyright © FORCS Co.,LTD. All rights reserved.

toolbar.pagecontrol

Sets whether to display and disable the page control icon group.

Value

true - Display (The default value)

false - Do not display

disable - Disable

toolbar.pagedisplaysize

Sets the size of the area that displays the page.

toolbar.pagenavigator

Sets whether to display the page navigator toolbar.

Value

true - Display

false - Do not display (The default value)

Copyright © FORCS Co.,LTD. All rights reserved.

toolbar.pagesetup

Sets whether to display and disable the "Page setup" icon.

Value

true - Display

false - Do not display (The default value)

disable - Disable

toolbar.parameter

Sets whether to display and disable the parameter toolbar.

Value

true - Display (The default value)

false - Do not display

disable - Disable

Reference

If the report does not have the parameter toolbar even when the parameter is set to true, the parameter toolbar is not displayed.

Copyright © FORCS Co.,LTD. All rights reserved.

toolbar.pdf

Sets whether to display and disable the "Save PDF" icon.

Value

true - Display

false - Do not display (The default value)

disable - Disable

toolbar.png

Sets whether to display and disable the "Save PNG" icon.

Value

true - Display

false - Do not display (The default value)

disable - Disable

Copyright © FORCS Co.,LTD. All rights reserved.

toolbar.ppt

Sets whether to display and disable the "Save PPT" icon.

Value

true - Display

false - Do not display (The default value)

disable - Disable

toolbar.print

Sets whether to display and disable the "Print the report" icon.

Value

true - Display

false - Do not display

disable - Disable

Reference

In the Android/iOS/WinUWP viewer, the default value is "false". In other viewers, the default value is "true".

Copyright © FORCS Co.,LTD. All rights reserved.

toolbar.redo

Sets whether to display the "Redo" icon.

Value

true - Display

false - Do not display (The default value)

Reference

The "Redo" icon is displayed on the edit toolbar.

toolbar.refresh

Sets whether to display and disable the "Report refresh" icon.

Value

true - Display

false - Do not display (The default value)

disable - Disable

Copyright © FORCS Co.,LTD. All rights reserved.

toolbar.save

Sets whether to display and disable the "Save" icon and [Save] menu.

Value

true - Display

false - Do not display

disable - Disable

Reference

In the Android/iOS/WinUWP viewer, the default value is "false". In other viewers, the default value is "true".

toolbar.savedm

Sets whether to display and disable the "Save Data" icon.

Value

true - Display

false - Do not display

disable - Disable

Reference

Copyright © FORCS Co.,LTD. All rights reserved.

In the Android/iOS/WinUWP viewer, the default value is "false". In other viewers, the default value is "true".

toolbar.showpagesorter

Sets whether to display and disable the "Page sorter" icon.

Value

true - Display

false - Do not display (The default value)

disable - Disable

toolbar.showthumbnail

Sets whether to display and disable the "Show thumbnail" icon.

Value

true - Display

false - Do not display (The default value)

disable - Disable

Copyright © FORCS Co.,LTD. All rights reserved.

toolbar.showtree

Sets whether to display and disable the "Show report tree" icon.

Value

true - Display

false - Do not display (The default value)

disable - Disable

toolbar.singlepage_fittoframe

Sets whether to display and disable the "Single Page Fit Screen" icon.

Value

true - Display

false - Do not display

disable - Disable

Reference

In the Android/iOS/WinUWP viewer, the default value is "false". In other viewers, the default value is "true".

Copyright © FORCS Co.,LTD. All rights reserved.

toolbar.singlepagecontinuous_fittowidth

Sets whether to display and disable the "Single Page Continuous Fit Width" icon.

Value

true - Display

false - Do not display

disable - Disable

Reference

In the Android/iOS/WinUWP viewer, the default value is "false". In other viewers, the default value is "true".

toolbar.svg

Sets whether to display and disable the "Save SVG" icon.

Value

true - Display

false - Do not display (The default value)

disable - Disable

Copyright © FORCS Co.,LTD. All rights reserved.

toolbar.textselecttool

Sets whether to display and disable the "Text Select tool" icon.

Value

true - Display

false - Do not display (The default value)

disable - Disable

Reference

To enable this icon, you must set the viewer.usetextselectmenu parameter value to true.

toolbar.tiff

Sets whether to display and disable the "Save TIF" icon.

Value

true - Display

false - Do not display (The default value)

disable - Disable

Copyright © FORCS Co.,LTD. All rights reserved.

toolbar.totalpage

Sets whether to display the total page.

Value

true - Display (The default value)

false - Do not display

toolbar.txt

Sets whether to display and disable the "Save TXT" icon.

Value

true - Display

false - Do not display (The default value)

disable - Disable

toolbar.undo

Sets whether to display the "Undo" icon.

Copyright © FORCS Co.,LTD. All rights reserved.

Value

true - Display

false - Do not display (The default value)

Reference

The "Undo" icon is displayed on the edit toolbar.

toolbar.useseparator

Sets whether to display the toolbar groups separator line.

Value

true - Display (The default value)

false - Do not display

toolbar.viewmode

Sets whether to display and disable the View mode drop-down arrow icon.

Value

true - Display

false - Do not display (The default value)

Copyright © FORCS Co.,LTD. All rights reserved.

disable - Disable

toolbar.xls

Sets whether to display and disable the "Save XLS" icon.

Value

true - Display

false - Do not display (The default value)

disable - Disable

toolbar.xlsx

Sets whether to display and disable the "Save XLSX" icon.

Value

true - Display

false - Do not display (The default value)

disable - Disable

Copyright © FORCS Co.,LTD. All rights reserved.

toolbar.zoom

Sets whether to display and disable the zoom icon group.

Value

true - Display (The default value)

false - Do not display

disable - Disable

toolbar.zoomin

Sets whether to display and disable the "Zoom in" icon.

Value

true - Display (The default value)

false - Do not display

disable - Disable

toolbar.zoomlist

Copyright © FORCS Co.,LTD. All rights reserved.

Sets the value to be displayed in the zoom type combo box list.

toolbar.zoomout

Sets whether to display and disable the "Zoom out" icon.

Value

true - Display (The default value)

false - Do not display

disable - Disable

toolbar.zoomreset

Sets whether to display and disable the "Undo" icon.

Value

true - Display

false - Do not display (The default value)

disable - Disable

Copyright © FORCS Co.,LTD. All rights reserved.

toolbar.zoomtype

Sets whether to display and disable the Zoom type combo box.

Value

true - Display (The default value)

false - Do not display

disable - Disable

Copyright © FORCS Co.,LTD. All rights reserved.

usercomponent

Sets the user component options.

Available Viewers

Parameter	ActiveX	HTML5JS	HTML5SVG	Android	iOS	WinUWP
usercomponent.extraparam	O	O	O	O	O	O

usercomponent.extraparam

Sets the parameters to send to the user component.

Reference

Set the parameter values in the following format: "Key1=Value1,Key2=Value2,...".

Copyright © FORCS Co.,LTD. All rights reserved.

viewer

Sets the viewer options.

Available Viewers

Parameter	ActiveX	HTML5JS	HTML5SVG	Android	iOS	WinUWP
viewer.addmarginleft	O	O	X	O	O	O
viewer.addmargintop	O	O	X	O	O	O
viewer.allowmultiframe	O	X	X	X	X	X
viewer.antialiasing	O	X	X	X	X	X
viewer.autoadjustmargin	O	O	X	O	O	O
viewer.autohidethumbnail	X	X	X	O	O	O
viewer.autohidetree	X	X	X	O	O	O
viewer.bankbookprintcommand	O	O	X	O	O	O
viewer.bgcolor	O	O	O	O	O	O
viewer.bgimage	O	O	X	X	X	X
viewer.childcount	O	O	O	O	O	O

Copyright © FORCS Co.,LTD. All rights reserved.

Parameter	ActiveX	HTML5JS	HTML5SVG	Android	iOS	WinUWP
viewer.closeframe	O	X	X	X	X	X
viewer.closemessage_json	O	X	X	X	X	X
viewer.createreport_doc_index	O	O	O	O	O	O
viewer.displaydpi	O	O	O	O	O	O
viewer.editmodecolor	O	O	X	X	X	X
viewer.emptyframe	O	O	X	O	O	O
viewer.enableframeresize	O	X	X	X	X	X
viewer.errorcommand	O	O	O	O	O	O
viewer.exitcommand	O	X	X	X	X	X
viewer.exportcommand	O	O	O	O	O	O
viewer.external_functions	O	O	O	O	O	X
viewer.external_functions_path	O	O	O	O	O	X
viewer.external_replacescript_path	O	O	O	O	O	X
viewer.externalmodule	O	X	X	X	X	X

Copyright © FORCS Co.,LTD. All rights reserved.

Parameter	ActiveX	HTML5JS	HTML5SVG	Android	iOS	WinUWP
viewer.extraparam	O	X	X	X	X	X
viewer.focus_doc_index	O	O	O	O	O	O
viewer.fontdpi	O	O	X	O	O	O
viewer.foregroundimagealign	O	O	O	O	O	O
viewer.foregroundimageexportoption	O	O	O	O	O	O
viewer.foregroundimageprintable	O	O	O	O	O	O
viewer.foregroundimageurl	O	O	O	O	O	O
viewer.foregroundimagevisible	O	O	O	O	O	O
viewer.frameheight	O	X	X	X	X	X
viewer.frameicon	O	X	X	X	X	X
viewer.frameshowmode	O	X	X	X	X	X
viewer.frametitle	O	X	X	X	X	X
viewer.frametitleconcat	O	X	X	X	X	X
viewer.framewidth	O	X	X	X	X	X

Copyright © FORCS Co.,LTD. All rights reserved.

Parameter	ActiveX	HTML5JS	HTML5SVG	Android	iOS	WinUWP
viewer.framex	O	X	X	X	X	X
viewer.framey	O	X	X	X	X	X
viewer.getinformation	O	X	X	O	O	O
viewer.id	O	O	O	O	O	O
viewer.ignore_disable_color_inputcomponent	O	O	X	O	O	O
viewer.imageprogressbar_imagepath	O	X	X	X	X	X
viewer.isframe	O	X	X	X	X	X
viewer.ismultidocassub	O	O	O	O	O	O
viewer.keepreportmargin	O	X	X	X	X	X
viewer.killprocess	O	X	X	X	X	X
viewer.largebundle	O	O	X	O	O	O
viewer.linkcommand	O	O	X	O	O	O
viewer.mailcommand	O	X	X	O	O	O
viewer.marginbottom	O	O	X	O	O	O
viewer.marginleft	O	O	X	O	O	O
viewer.marginright	O	O	X	O	O	O

Copyright © FORCS Co.,LTD. All rights reserved.

Parameter	ActiveX	HTML5JS	HTML5SVG	Android	iOS	WinUWP
viewer.margintop	O	O	X	O	O	O
viewer.maxzoom	O	O	O	O	O	O
viewer.minzoom	O	O	O	O	O	O
viewer.mode	O	X	X	X	X	X
viewer.monitor_number	O	X	X	X	X	X
viewer.movepage	O	O	O	O	O	O
viewer.namespace	O	X	X	X	X	X
viewer.offsetstartpage	O	O	O	O	O	O
viewer.offsettotalpage	O	O	O	O	O	O
viewer.ozcommandurl	O	X	X	X	X	X
viewer.ozresource_language	O	O	O	O	O	O
viewer.ozscript_dateopr_silent	O	O	O	O	O	O
viewer.ozscript_stropr_silent	O	O	O	O	O	O
viewer.pagebindcommandinterval	O	O	O	O	O	O
viewer.pagechangecommand	O	O	O	O	O	O

Copyright © FORCS Co.,LTD. All rights reserved.

Parameter	ActiveX	HTML5JS	HTML5SVG	Android	iOS	WinUWP
viewer.pagedisplay	O	O	O	O	O	O
viewer.pagehorizontal alignment	O	O	O	O	O	O
viewer.pagenavigate_by_prev_next	O	O	X	O	O	O
viewer.pagenavigate_by_scroll	O	O	O	O	O	O
viewer.pageselection_option	O	X	X	X	X	X
viewer.pagesorterzoom	O	X	X	X	X	X
viewer.pageverticalalignment	O	O	O	O	O	O
viewer.paper_orientation	O	O	X	O	O	O
viewer.parentid	O	O	O	O	O	O
viewer.pointuptoclabel	O	O	X	O	O	O
viewer.postcommand	O	O	X	O	O	O
viewer.previewstop	O	X	X	X	X	X
viewer.printcommand	O	O	O	O	O	O
viewer.progresscommand	O	O	X	O	O	O

Copyright © FORCS Co.,LTD. All rights reserved.

Parameter	ActiveX	HTML5JS	HTML5SVG	Android	iOS	WinUWP
viewer.reportchangecommand	O	O	O	O	O	O
viewer.restore_previouszoom_doubletap	X	O	O	O	O	O
viewer.screentool	O	O	X	O	O	O
viewer.scrolltotop_at_pagemoved	O	O	O	O	O	O
viewer.showcontinuouspagegap	O	O	O	O	O	O
viewer.showerrormessage	O	O	O	O	O	O
viewer.showpagemargin	O	O	O	O	O	O
viewer.showtab	O	O	O	X	X	X
viewer.showthumbnail	O	O	O	O	O	O
viewer.showtree	O	O	O	O	O	O
viewer.smartframesize	O	X	X	X	X	X
viewer.thumbnail_allowclose	O	O	X	X	X	X
viewer.thumbnail_pagenumber_align	O	O	O	O	O	O

Copyright © FORCS Co.,LTD. All rights reserved.

Parameter	ActiveX	HTML5JS	HTML5SVG	Android	iOS	WinUWP
viewer.thumbnail_pagenumber_text	O	O	O	O	O	O
viewer.thumbnail_usepopupmenu	O	O	X	X	X	X
viewer.thumbnailsection_allowclose	X	X	X	X	X	X
viewer.thumbnailsection_fontcolor	O	O	O	X	X	X
viewer.thumbnailsection_fontname	O	O	O	X	X	X
viewer.thumbnailsection_fontsize	O	O	O	X	X	X
viewer.thumbnailsection_fontstyle	O	O	O	X	X	X
viewer.thumbnailsection_makerule	O	O	O	O	O	O
viewer.thumbnailsection_showclosebutton	X	X	X	X	X	X
viewer.thumbnailsection_title	O	O	O	O	O	O
viewer.thumbnailviewsize	O	O	O	O	O	O
viewer.totalparam	O	O	O	O	O	O

Copyright © FORCS Co.,LTD. All rights reserved.

Parameter	ActiveX	HTML5JS	HTML5SVG	Android	iOS	WinUWP
viewer.totalparamseparator	O	O	O	O	O	O
viewer.treeviewsize	O	O	O	O	O	O
viewer.treeviewtitle	O	O	O	O	O	O
viewer.use_undo_redo	X	X	X	O	O	X
viewer.useeditmode	O	O	X	X	X	X
viewer.useimageprogressbar	O	X	X	X	X	X
viewer.useinborder	O	O	O	O	O	O
viewer.usemenubar	O	X	X	X	X	X
viewer.useoutborder	O	O	O	X	X	X
viewer.useprogressbar	O	O	O	O	O	O
viewer.useractioncommand	O	O	O	O	O	O
viewer.userdefined_format_json	O	O	O	O	O	O
viewer.usesaveasaudiomenu	O	O	X	X	X	X
viewer.usesaveasimagemenu	O	O	X	X	X	X

Copyright © FORCS Co.,LTD. All rights reserved.

Parameter	ActiveX	HTML5JS	HTML5SVG	Android	iOS	WinUWP
viewer.usescrollbounce	X	X	X	X	O	X
viewer.usestatusbar	O	O	O	X	X	X
viewer.usetextselectmenu	O	O	X	X	X	X
viewer.usetoolbar	O	O	O	O	O	O
viewer.viewmode	O	O	O	O	O	O
viewer.zoom	O	O	O	O	O	O
viewer.zoombydoubletap_printsize	X	O	O	O	O	O
viewer.zoombymouse	O	O	O	O	O	O

O Only e-Form

viewer.addmarginleft

Sets the left margin to be added to the current margin.

Reference

The unit is in pt.

Copyright © FORCS Co.,LTD. All rights reserved.

When set to a value greater than 0, the left margin is increased and in the opposite case, the left margin is decreased.

viewer.addmargintop

Sets the top margin to be added to the current margin.

Reference

The unit is in pt.

When set to a value greater than 0, the top margin is increased and in the opposite case, the top margin is decreased.

viewer.allowmultiframe

Sets whether or not to allow multiple OZ Viewer windows from a single web browser.

Value

true - Allow multiple OZ Viewer
false - Allow single OZ Viewer (The default value)

Reference

Copyright © FORCS Co.,LTD. All rights reserved.

Applies only if the "viewer.isframe" parameter value is "true" or "inprocess" and the "viewer.closeframe" parameter value is "false".

viewer.antialiasing

Sets whether to apply antialiasing.

Value

true - Apply antialiasing

false - Do not apply antialiasing (The default value)

viewer.autoadjustmargin

Adjust the report size automatically according to the report margin.

Value

true - Adjust

false - Do not adjust (The default value)

Copyright © FORCS Co.,LTD. All rights reserved.

viewer.autohidethumbnail

Sets whether to automatically hide the thumbnail window.

Value

true - Hide automatically (The default value)

false - If you tap the report, hides or shows the toolbar

viewer.autohidetree

Sets whether to automatically hide the tree window.

Value

true - Hide automatically (The default value)

false - If you tap the report, hides or shows the toolbar

viewer.bankbookprintcommand

Sets whether to generate the OZBankBookPrintCommand event.

Copyright © FORCS Co.,LTD. All rights reserved.

Value

true - Generate

false - Do not generate (The default value)

viewer.bgcolor

Sets the background color of the OZ Viewer window.

viewer.bgimage

Sets the background image URL of the OZ Viewer window.

viewer.childcount

Sets the number of child reports that are added when many reports are shown in one OZ Viewer except for the main report.

Copyright © FORCS Co.,LTD. All rights reserved.

viewer.closeframe

Sets whether to close a viewer executed with the same namespace when the viewer is executed.

Value

true - Close viewer

false - Do not close viewer (The default value)

Reference

Applies only if the "viewer.isframe" parameter value is "true".

viewer.closemessage_json

Sets the contents to be displayed in the viewer exit confirmation window.

Reference

Use this parameter if you want to be asked whether the viewer is closed again when the user exits the viewer.

Sets the parameter value as a JSON format string in the following format:
"{"Key1":"Value1","Key2":"Value2",...,}".

The configurable keys are as follows:

Copyright © FORCS Co.,LTD. All rights reserved.

Key	Description
title	Message title.
icontype	Icon type (The default value is iconquestion). Set the Value to "iconinformation", "iconquestion", "iconstop" or "iconwarning".
message	Message contents. Message contents can be set to multiple lines using "~OZ#LF".
buttontype	Button type (The default value is okcancel). Set the Value to "okcancel" or "yesno".

Regardless of what appears in the confirmation window, clicking Yes or OK will exit the viewer, clicking No or Cancel will not exit the viewer.

To use this parameter, please set viewer.isframe value to true or inprocess.

viewer.createreport_doc_index

Sets the index (zero-based index) of the reports created by the CreateReport/CreateReportEx function.

Reference

This parameter works properly only when it is set as an argument of the CreateReport/CreateReportEx function.

Copyright © FORCS Co.,LTD. All rights reserved.

If the viewer.parentid parameter is also set in addition to this parameter, the viewer.parentid parameter overrides it.

Even if this parameter value is set, the last index will be returned in the following cases.

- When you set a value that is negative or greater than the number of reports displayed in the viewer.
- When a report is hidden in the index.

viewer.displaydpi

Sets the dpi of the report which will be displayed in the screen.

Value

0 - Sytem dpi

72 - 72 dpi

96 - 96 dpi

120 - 120 dpi

Reference

If HTML5 viewer, if set to 0, the parameter values are set to 96 dpi.

viewer.editmodecolor

Copyright © FORCS Co.,LTD. All rights reserved.

Sets the color to display the midpoint of editable component within the report when OZ Viewer is in edit mode.

viewer.emptyframe

Sets whether to skip report binding and initiate empty viewer.

Value

true - Do not bind the report

false - Bind the report (The default value)

viewer.enableframeresize

Sets whether to resize the viewer window that is launched alone.

Value

true - Able to resize (The default value)

false - Unable to resize

Reference

If you set the parameter value as "false", then the minimize, maximize, and resize icons are not displayed.

Copyright © FORCS Co.,LTD. All rights reserved.

To use this parameter, please set viewer.isframe value to true or inprocess.

viewer.errorcommand

Sets whether to generate the OZErrorCommand event.

Value

true - Generate

false - Do not generate (The default value)

viewer.exitcommand

Sets whether to generate the OZExitCommand event.

Value

true - Generate

false - Do not generate (The default value)

Reference

If the "viewer.isframe" parameter value is "false", this parameter value is applied as "false".

Copyright © FORCS Co.,LTD. All rights reserved.

viewer.exportcommand

Sets whether to generate the OZExportCommand event.

Value

true - Generate

false - Do not generate (The default value)

viewer.external_functions

Sets the functions to be applied to the Functions event of ReportTemplate.

Reference

If you set the parameter value, a common function can be managed as a single file. Therefore, you can reduce the trouble of modifying the common functions of various reports individually.

You can use the function entered in the file and the Functions event of ReportTemplate together. However, if the function name is a duplicate, it operates as a function of the ReportTemplate.

If an entered parameter value is not a valid JavaScript string, a script error will occur. A report will be generated regardless of whether an error occurs or not.

Copyright © FORCS Co.,LTD. All rights reserved.

viewer.external_functions_path

Sets the file path for the script to be applied to the Functions event of ReportTemplate.

Reference

If you set the parameter value, a common function can be managed as a single file. Therefore, you can reduce the trouble of modifying the common functions of various reports individually.

You can use the function entered in the file and the Functions event of ReportTemplate together. However, if the function name is a duplicate, it operates as a function of the ReportTemplate.

If there are no files in the specified paths, the report will not be bound.

If both the viewer.external_functions parameter and this parameter are set, only the value set in the viewer.external_functions parameter is applied.

viewer.external_replacescript_path

Sets the file path for the script to be applied to the report.

Reference

If you set the parameter value, deletes all of the scripts that are stored in the report and then applies the script to the contents of the specified file path.

Copyright © FORCS Co.,LTD. All rights reserved.

If the contents of the specified file path do not fit in the script format, the report will be bound without a script.

If there are no files in the specified paths, the report will not be bound.

To use this feature, please set the text format file created for the script writing rules.

The script rules of each component are as follows.

- **ReportTemplate**

```
SCRIPT_BEGIN ..EventName
  //Script
SCRIPT_END
```

- **Report**

```
SCRIPT_BEGIN .ReportName.EventName
  //Script
SCRIPT_END
```

- **Child label of Table/Crosstab/GanttChart**

```
SCRIPT_BEGIN .ReportName.Table/Crosstab/GanttChartName.ComponentName.EventName
  //Script
SCRIPT_END
```

- **Other components**

```
SCRIPT_BEGIN .ReportName.ComponentName.EventName
  //Script
SCRIPT_END
```


Copyright © FORCS Co.,LTD. All rights reserved.

For the details of the rules, see the Preview Script Editor Window. It runs when you click the [Preview Script] pop-up menu of the component in the Report Designer.

viewer.externalmodule

Sets the external dll file name which will be used to link with an external module when previewing.

viewer.extraparam

Sets the parameters to send to the external module.

viewer.focus_doc_index

Sets to show the first page, after binding multiple reports.

Reference

The default value is -1.

Copyright © FORCS Co.,LTD. All rights reserved.

viewer.fontdpi

Sets the font DPI.

Value

72 - 72 dpi (The default value)

96 - 96 dpi

120 - 120 dpi

200 - 200 dpi

300 - 300 dpi

600 - 600 dpi

1200 - 1200 dpi

auto - Automatic adjustment

viewer.foregroundimagealign

Sets the position and alignment of the foreground image displayed in the report.

Value

bottomcenter - Displays the image in the original size at the bottom center

bottomleft - Displays the image in the original size at the bottom left

bottomright - Displays the image in the original size at the bottom right

Copyright © FORCS Co.,LTD. All rights reserved.

center - Displays the image in the original size at the center (The default value)
fit - Displays the image by expanding or shrinking to fit the size of the report area
fitbyheight - Displays the image on the left by expanding or shrinking to fit the height of the report area
fitbyheight_center - Displays the image at the center by expanding or shrinking to fit the height of the report area
fitbywidth - Displays the image at the top by expanding or shrinking to fit the width of the report area
fitbywidth_center - Displays the image at the center by expanding or shrinking to fit the width of the report area
isotropic - Displays the image at the top left by expanding or shrinking based on the smaller width and height ratio among the image and report area
isotropic_center - Displays the image at the center by expanding or shrinking based on the smaller width and height ratio among the image and report area
middleleft - Displays the image in the original size at the center left
middleright - Displays the image in the original size at the center right
normal - Displays the image in the original size at the top left
tile - Displays the image in the original size continuously enough to fit the entire report area
topcenter - Displays the image in the original size at the top center
topright - Displays the image in the original size at the top right

viewer.foregroundimageexportoption

Sets whether to include foreground image when saving reports.

Value

Copyright © FORCS Co.,LTD. All rights reserved.

all - Always saved regardless of the file format

byprintable - Follows the settings set for printing the foreground image in a report

csv - Includes the foreground image when saving in the CSV format

doc - Includes the foreground image when saving in the DOC format

gif - Includes the foreground image when saving in the GIF format

gul - Includes the foreground image when saving in the GUL format

hml - Includes the foreground image when saving in the HML and HWP formats

html - Includes the foreground image when saving in the HTML format

jpg - Includes the foreground image when saving in the JPG format

mht - Includes the foreground image when saving in the MHT format

nothing - Does not save the foreground image in all file formats (The default value)

pdf - Includes the foreground image when saving in the PDF format

png - Includes the foreground image when saving in the PNG format

ppt - Includes the foreground image when saving in the PPT format

svg - Includes the foreground image when saving in the SVG format

tif - Includes the foreground image when saving in the TIF format

txt - Includes the foreground image when saving in the TXT format

xls - Includes the foreground image when saving in the XLS format

xlsx - Includes the foreground image when saving in the XLSX format

Reference

The parameter values can be set to multiple values using ",".

viewer.foregroundimageprintable

Sets whether the foreground image will be included when printing the report.

Copyright © FORCS Co.,LTD. All rights reserved.

Value

true - Include (The default value)

false - Do not include

viewer.foregroundimageurl

Sets the path of the foreground image file to be displayed in the report.

Reference

The file path can be set to OZ Repository URL(ozp://), Web Server URL(http://), Local URL(file://), and Mobile App Resource URL(res://). Note that the HTML5 viewer can be set to the OZ repository URL(ozp://) and Web Server URL(http://).

viewer.foregroundimagevisible

Sets whether to include the foreground image when previewing the report.

Value

true - Display (The default value)

false - Do not display

Copyright © FORCS Co.,LTD. All rights reserved.

viewer.frameheight

Sets the height of the OZ Viewer window.

Reference

If the "viewer.isframe" parameter value is "false", this parameter does not apply.

viewer.frameicon

Sets the title icon of the OZ Viewer window.

Reference

If the "viewer.isframe" parameter value is "false", this parameter does not apply.

The path to the icon file can be set in the "Http URL", "File URL", and "OZ URL" formats.

viewer.frameshowmode

Sets the display option of the OZ Viewer window.

Value

Copyright © FORCS Co.,LTD. All rights reserved.

maximized - Maximized

minimized - Minimized

normal - Normal (The default value)

Reference

If the "viewer.isframe" parameter value is "false", this parameter does not apply.

viewer.frametitle

Sets the title of the OZ Viewer window.

Reference

If the "viewer.isframe" parameter value is "false", this parameter does not apply.

viewer.frametitleconcat

Sets whether to show the title for the report in the viewer window title.

Value

true - Display in the "ViewerTitle-ReportTitle" format

false - Display as "ViewerTitle (The default value)

Copyright © FORCS Co.,LTD. All rights reserved.

Reference

If the "viewer.isframe" parameter value is "false", this parameter does not apply.

viewer.framewidth

Sets the width of the OZ Viewer window.

Reference

If the "viewer.isframe" parameter value is "false", this parameter does not apply.

viewer.framex

Sets the X coordinate of the OZ Viewer window.

Reference

If the "viewer.isframe" parameter value is "false", this parameter does not apply.

viewer.framey

Copyright © FORCS Co.,LTD. All rights reserved.

Sets the Y coordinate of the OZ Viewer window.

Reference

If the "viewer.isframe" parameter value is "false", this parameter does not apply.

viewer.getinformation

Sets whether to get the binding information when the viewer is running on the launcher or external programs.

Value

true - Get the information
false - Do not get the information (The default value)

Reference

The result will be returned as "<oz information>Information</oz information>".

viewer.id

Sets the report ID.

Reference

Copyright © FORCS Co.,LTD. All rights reserved.

This parameter will be used when displaying the report in a hierarchical structure.

viewer.ignore_disable_color_inputcomponent

Sets whether to display disabled input components as enabled input components.

Value

true - Display as enable all input components
false - Display according to the Enable property of the input component (The default value)

Reference

This parameter shows disabled input components in the shape of enabled ones.

In the PC Viewer, if the mouse cursor is placed in the TextBox or NumericUpDown, they are displayed in the disabled shape even though this parameter value is true. And when the mouse cursor is moved to another area they are displayed in the enabled shape.

viewer.imageprogressbar_imagepath

Sets the image file path of the image progress bar window.

Copyright © FORCS Co.,LTD. All rights reserved.

Reference

Please use the 320 x 20 size image.

The path to the image file can be set "Http URL" and "File URL" formats.

See Also

viewer.useimageprogressbar

viewer.isframe

Sets the execution type of the OZ Viewer.

Value

true - Runs as a separate window (The default value)

false - Runs on the embedded Web browser

inprocess - Runs as a separate window, but execute in the same process as the web browser

viewer.ismultidocassub

Sets whether the child report is displayed in the form of a subordinate report in multiple reports.

Copyright © FORCS Co.,LTD. All rights reserved.

Value

true - Display subordinate

false - Display equivalent (The default value)

viewer.keepreportmargin

Sets whether to save the left/right page margin that a user changed in the viewer screen.

Value

true - Save

false - Do not save (The default value)

Reference

Use this parameter when generating reports to apply the page margin previously changed by a user.

viewer.killprocess

Sets whether or not to close OZ Viewer when the Web browser is closed.

Value

true - Close OZ Viewer when the Web browser is closed (The default value)

Copyright © FORCS Co.,LTD. All rights reserved.

false - Do not close OZ Viewer when the Web browser is closed

Reference

Applies only if the "viewer.isframe" parameter value is "true".

viewer.largebundle

Sets whether to integrate all the pages into one page.

Value

true - Integrate all the pages into one page

false - Do not Integrate (The default value)

viewer.linkcommand

Sets whether to generate the OZLinkCommand event.

Value

true - Generate

false - Do not generate (The default value)

Copyright © FORCS Co.,LTD. All rights reserved.

viewer.mailcommand

Sets whether to generate the OZMailCommand event.

Value

true - Generate

false - Do not generate (The default value)

viewer.marginbottom

Sets the right margin of the report.

Reference

The unit is in pt.

The value set in the report will be ignored.

Applies only if the "viewer.autoadjustmargin" parameter value is "true".

viewer.marginleft

Copyright © FORCS Co.,LTD. All rights reserved.

Sets the left margin of the report.

Reference

The unit is in pt.

The value set in the report will be ignored.

viewer.marginright

Sets the right margin of the report.

Reference

The unit is in pt.

The value set in the report will be ignored.

Applies only if the "viewer.autoadjustmargin" parameter value is "true".

viewer.margintop

Sets the top margin of the report.

Reference

Copyright © FORCS Co.,LTD. All rights reserved.

The unit is in pt.

The value set in the report will be ignored.

viewer.maxzoom

Sets the maximum percentage of the report to zoom in.

Reference

In the Android/iOS/WinUWP, sets to the default value of "3000". In other viewers, sets to the default value of "100000". However, if HTML5 Viewer is executed in Mobile UI, sets to the default value of "3000".

viewer.minzoom

Sets the minimum percentage of the report to zoom out.

Reference

The default value is 20.

Copyright © FORCS Co.,LTD. All rights reserved.

viewer.mode

Sets the execution type of OZ Viewer.

Value

export - Saves as a file without previewing (In other words, Direct export)

preview - Previews (The default value)

print - Prints without previewing (In other words, Direct print)

viewer.monitor_number

Sets the monitor number to display the viewer.

Reference

For the monitor number, refer to the Display settings in the Control Panel.

If "viewer.isframe" parameter value is "false", this parameter does not apply.

In a multi-report environment, the value set in the first report applies to all reports, even if the value of this parameter is set differently for each report.

Copyright © FORCS Co.,LTD. All rights reserved.

viewer.movepage

Sets the moved page number after Viewer binding.

Reference

The default value is 1.

viewer.namespace

Sets the namespace of the OZ Viewer.

viewer.offsetstartpage

Sets the increase or decrease value of the start page number.

Reference

The default value is 0.

Applies only if the field type of the system label is "Page_Number" or "Page_Of_Total".

Copyright © FORCS Co.,LTD. All rights reserved.

If the sum of "current page number" and "viewer.offsetstartpage" is less than zero, the page number is displayed as empty.

If "global.concatpage" is set to "true" in multi-reports, and "viewer.offsettotalpage" and "viewer.offsetstartpage" are set in each report, the number of total pages is decreased by the sum of the configured value in each report and the start page number is decreased by each report.

viewer.offsettotalpage

Sets the increase or decrease value of the total page number.

Reference

The default value is 0.

Applies only if the field type of the system label is "Total_Page" or "Page_Of_Total".

viewer.ozcommandurl

Sets the web page URL that will receive the event value when the viewer is run as the EXE type.

Reference

Copyright © FORCS Co.,LTD. All rights reserved.

To use the event feature in the EXE type viewer, you have to create a Web page that receives events and then set this parameter value to the web page URL.

Encode the web page that receives events to UTF-8 and also encode the event's return value to UTF-8.

The generated event type is returned by the request.getParameter("command") function. The return value of the event is returned to the request.getParameter("oz_args#") function. The oz_args# is a serial number that starts from 1. For the returned number for each event, refer to the description of each event.

Web page example

```
<%@ page language="java" contentType="text/html; charset=UTF-8"
pageEncoding="UTF-8"%>
...
request.setCharacterEncoding("UTF-8");
String eventType = request.getParameter("command");
...
String returnValue1 = request.getParameter("oz_args1");
String returnValue2 = request.getParameter("oz_args2");
...
```

See Also

Viewer Event

Copyright © FORCS Co.,LTD. All rights reserved.

viewer.ozresource_language

Sets the language to be applied to the resource label in the form of "LanguageCode_CountryCode".

Reference

If the code set in the parameter value is not in the report, the language is applied according the following rules.

1. The first resource language that matches the language code set in this parameter
2. The resource language that matches the user's system language and country code
3. The first resource language that matches the user's system language code
4. The first resource language added to the report

For the language codes and country codes that can be set, please refer to the "Language and Country Code".

See Also

Language and Country Code

viewer.ozscript_dateopr_silent

Sets whether to ignore the error and return the value with an emptry string when an error occurs in the formatDate() function.

Value

Copyright © FORCS Co.,LTD. All rights reserved.

true - Return an empty value

false - Return as an error (The default value)

viewer.ozscript_stropr_silent

Sets whether to return an empty string when errors occur from string functions such as substr, getchar, setchar, and etc.

Value

true - Return an empty value

false - Return as an error (The default value)

viewer.pagebindcommandinterval

Sets the interval of the OZPageBindCommand event.

Reference

In the final page, regardless of the interval, an OZPageBindCommand event is generated.

Copyright © FORCS Co.,LTD. All rights reserved.

viewer.pagechangecommand

Sets whether to generate the OZPageChangeCommand event.

Value

true - Generate

false - Do not generate (The default value)

viewer.pagedisplay

Sets the page display option.

Value

continuous - Continuous view. Display pages continuously while maintaining its original horizontal and vertical direction. Movable to other pages by using the prev/next function.
doublepage - Double Page view. Displays two page at a time in the viewer window. Movable only in the current page by using the prev/next function.
doublepagecontinuous - Double Page Continuous view. Display pages vertically and continuously with double pages on the viewer window. Movable to other pages by using the prev/next function.
singlepage - Single Page view. Displays one page at a time in the viewer window. Movable only in the current page by using the prev/next function.

Copyright © FORCS Co.,LTD. All rights reserved.

singlepagecontinuous - Single Page Continuous view. Display pages vertically and continuously with a single page on the viewer window. Movable to other pages by using the prev/next function.

Reference

In the ActiveX/HTML5 viewer, the default value is "singlepage". In the Android/iOS viewer, the default value is "singlepagecontinuous".

Set the viewer.pagenavigate_by_prev_next value to true to navigate to a component on a different page even if the parameter value is "singlepage" or "doublepage" when executing the previous/next function.

viewer.pagehorizontalalignment

Sets the horizontal alignment of the page.

Value

center - Center (The default value)
left - Left
right - Right

viewer.pagenavigate_by_prev_next

Copyright © FORCS Co.,LTD. All rights reserved.

Sets whether to move to the prev/next page by using the prev/next function when the input component is at the start/end of the current page.

Value

true - Move page

false - Do not move page (The default value)

Reference

Applies only if the "viewer.pagedisplay" parameter value is "singlepage" or "doublepage".

viewer.pagenavigate_by_scroll

Sets whether to move the page to the previous/next page when the screen is positioned at the start/end of the page when moving the mouse wheel up/down.

Value

true - Move page

false - Do not move page (The default value)

viewer.pageselection_option

Copyright © FORCS Co.,LTD. All rights reserved.

Sets whether to check the "Select all" checkbox displayed on the thumbnail or page sorter window.

Value

all - Check

nothing - Do not check (The default value)

Reference

Applies only if the "global.use_pageselection" parameter value is "true".

viewer.pagesorterzoom

Sets the zoom ratio.

Reference

The default value is 100.

Set to a value between 30 and 400.

viewer.pageverticalalignment

Sets the vertical alignment of the page.

Copyright © FORCS Co.,LTD. All rights reserved.

Value

bottom - Bottom

middle - Middle

top - Top (The default value)

viewer.paper_orientation

Changes the paper orientation of the report.

Value

vertical - Change the paper orientation to portrait

horizontal - Change the paper orientation to landscape

empty string - Do not change (The default value)

Reference

If the height of the band designed in the report is greater than the height of the landscape paper when changing from portrait to landscape, the report does not change to the landscape orientation.

If the "viewer.largebundle" parameter value is "true", this parameter does not apply.

viewer.parentid

Copyright © FORCS Co.,LTD. All rights reserved.

Sets the parent report ID.

Reference

This parameter will be used when displaying the report as a hierarchical structure.

viewer.pointuptoclabel

Sets whether or not to display the midpoint of the component when selecting the Toc-Label.

Value

true - Display
false - Do not display (The default value)

viewer.postcommand

Sets to the command and message of the OZPostCommand event.

Reference

Set in the "command;message" format.

Copyright © FORCS Co.,LTD. All rights reserved.

viewer.previewstop

Sets whether to display a dialog box to stop previewing.

Value

true - Display

false - Do not display (The default value)

Reference

If this parameter value is "true", a dialog box containing the [Stop] button is displayed.

viewer.printcommand

Sets whether to generate the OZPrintCommand event.

Value

true - Generate

false - Do not generate (The default value)

viewer.progresscommand

Copyright © FORCS Co.,LTD. All rights reserved.

Sets whether to generate the OZProgressCommand event.

Value

true - Generate

false - Do not generate (The default value)

viewer.reportchangecommand

Sets whether to generate the OZReportChangeCommand event.

Value

true - Generate

false - Do not generate (The default value)

viewer.restore_previouszoom_doubletap

Sets whether to restore the previous zoom ratio when the user double-taps the screen.

Value

true - Restores the previous zoom ratio (The default value)

Copyright © FORCS Co.,LTD. All rights reserved.

false - Applies the zoom ratio set in the viewer.zoombydoubletap_printsize parameter

Reference

Applies only if the "viewer.viewmode" parameter value is one of "fittoframe", "fittowidth", and "fittocontents".

If the parameter value is true and you do not change the zoom ratio after running the viewer, the previous zoom ratio is 100 percent based on the print size.

HTML5JS viewer is only supported in Mobile.

viewer.screentool

Sets the viewer screen mode.

Value

edit - Edit mode
hand - Hand mode
multiscreenguide - Guide mode
select - Select mode
textselect - Text Select mode

Reference

If you do not set this parameter value, it applies to the "Viewer Tool" property value of the ReportTemplate.

To use this parameter, please set the eform.usemultiscreen parameter value to true.

Copyright © FORCS Co.,LTD. All rights reserved.

For the description of each mode, refer to the "Component Properties > Viewer Tool" section of OZ Designer Help.

See Also

etcmenu.textselecttool, viewer.usetextselectmenu

viewer.scrolltotop_at_pagemoved

Sets whether to move the vertical scroll to the top of the page when moving a page.

Value

true - Move the vertical scroll to the top

false - Do not move the vertical scroll to the top

Reference

Applies only if the "viewer.pagedisplay" parameter value is "singlepage" or "doublepage".

viewer.showcontinuouspagegap

Sets the gap between the pages, when the viewer.pagedisplay parameter value is continuous or singlepagecontinuous.

Copyright © FORCS Co.,LTD. All rights reserved.

Value

true - Display (The default value)

false - Do not display

viewer.showerrormessage

Sets whether to display an error message when an error occurs.

Value

true - Display (The default value)

false - Do not display

viewer.showpagemargin

Sets whether to display the page internal margin.

Value

true - Display (The default value)

false - Do not display

Copyright © FORCS Co.,LTD. All rights reserved.

viewer.showtab

Sets whether to display the report tab.

Value

true - Display

false - Do not display (The default value)

viewer.showthumbnail

Sets whether to display the thumbnail window after binding is completed.

Value

true - Display

false - Do not display (The default value)

Reference

HTML5 viewer is only supported in PC.

If viewer.showtree and viewer.showthumbnail are set to true, the thumbnail window is displayed.

Copyright © FORCS Co.,LTD. All rights reserved.

viewer.showtree

Sets whether to display the report tree window after binding is completed.

Value

true - Display

false - Do not display (The default value)

Reference

If viewer.showtree and viewer.showthumbnail are set to true, the thumbnail window are displayed.

viewer.smartframesize

Sets whether to display the size of the viewer window to fit the size of one report page.

Value

true - Fit

false - Do not fit (The default value)

Reference

Applies only if the "viewer.isframe" parameter value is not "false".

Copyright © FORCS Co.,LTD. All rights reserved.

viewer.thumbnail_allowclose

Sets whether to close the report when clicking the [Close the report] pop-up menu displayed on the thumbnail.

Value

true - Close the report (The default value)
false - Do not close the report

Reference

Even if parameter values are set for each report in a multi-report environment, the parameter values in the first report are applied to all reports.

HTML5JS viewer is only supported in PC.

viewer.thumbnail_pagenumber_align

Sets the alignment of the text displayed in the page number area on thumbnails.

Value

center - Center (The default value)
left - Left

Copyright © FORCS Co.,LTD. All rights reserved.

viewer.thumbnail_pagenumber_text

Sets the text to be displayed in the page number area on thumbnails.

Reference

The default value is an empty value. If set to an empty value, only page numbers are displayed.

Parameter values can be set using reserved words. The supported reserved words are as follows.

Reserved Word	Description
<pagenumber>	Page number
<displayname>	Display name

viewer.thumbnail_usepopupmenu

Sets whether to display the pop-up menu on the thumbnail.

Value

true - Display (The default value)
false - Do not display

Copyright © FORCS Co.,LTD. All rights reserved.

Reference

The pop-up menu is displayed when you right-click an area of the page in the thumbnail.

Even if parameter values are set for each report in a multi-report environment, the parameter values in the first report are applied to all reports.

HTML5JS viewer is only supported in PC.

viewer.thumbnailsection_allowclose

Sets whether to close the report when clicking the [Close] icon displayed on the thumbnail section bar.

Value

true - Close the report (The default value)
false - Do not close the report

Reference

Applies only if the viewer.pagedisplay parameter value is singlepage.

viewer.thumbnailsection_fontcolor

Copyright © FORCS Co.,LTD. All rights reserved.

Sets the font color of the section bar displayed on the thumbnail or page sorter window.

Reference

The default value is "000000".

Even if parameter values are set for each report in a multi-report environment, the parameter values in the first report are applied to all reports.

viewer.thumbnailsection_fontname

Sets the font name of the section bar displayed on the thumbnail or page sorter window.

Reference

The default font for the ActiveX viewer is the system default font and the default font for the HTML5 viewer is the font set in the web browser.

Even if parameter values are set for each report in a multi-report environment, the parameter values in the first report are applied to all reports.

viewer.thumbnailsection_fontsize

Sets the font size of the section bar displayed on the thumbnail or page sorter window.

Copyright © FORCS Co.,LTD. All rights reserved.

Reference

The default font size for the Active X viewer is 10 and the default font size for the HTML5 viewer is 11.

Even if parameter values are set for each report in a multi-report environment, the parameter values in the first report are applied to all reports.

viewer.thumbnailsection_fontstyle

Sets the font style of the section bar displayed on the thumbnail or page sorter window.

Value

bold - Set to Bold
bolditalic - Set to Bold, Italic
italic - Set to Italic
plain - Set to Plain (The default value)

Reference

Even if parameter values are set for each report in a multi-report environment, the parameter values in the first report are applied to all reports.

viewer.thumbnailsection_makerule

Copyright © FORCS Co.,LTD. All rights reserved.

Sets section type to be displayed in the page thumbnail window or in the page sorter window.

Value

byreport - Display by dividing into sections by report

none - Do not display sections (The default value)

viewer.thumbnailsection_showclosebutton

Sets whether to display the [Close] icon displayed on the thumbnail section bar.

Value

true - Display

false - Do not display (The default value)

Reference

If the report is closed by the [Close] icon of the section bar, CloseByThumbnailSection is called after OZUserActionCommand is called. But if the viewer.thumbnailsection_allowclose parameter value is false, only CloseByThumbnailSection is called.

Copyright © FORCS Co.,LTD. All rights reserved.

viewer.thumbnailsection_title

Sets the title of the section bar displayed on the thumbnail or the page sorter window.

Reference

If this parameter value is not set, the value of the connection.displayname parameter is set for the title of the section bar.

viewer.thumbnailviewsize

Sets the width of the thumbnail window.

Reference

The default value is 200.

In the Android/iOS/WinUWP viewer, set to a value between 100 and 1000. In other Viewers, set to a value between 100 and 10000.

viewer.totalparam

Copyright © FORCS Co.,LTD. All rights reserved.

Sets the values of multiple parameters.

Reference

Set in the "ParameterName=ParameterValueSeparator ... SeparatorParameterName=ParameterValue" format.

This parameter is the lowest priority.

If the "viewer.totalparamseparator" parameter value is not set, this parameter does not apply.

viewer.totalparamseparator

Sets a separator when setting all values of parameters with viewer.totalparam at once.

Reference

The separator can be set as a single character as well as a string.

viewer.treeviewsize

Sets the width of the report tree window.

Reference

Copyright © FORCS Co.,LTD. All rights reserved.

The default value is 200.

In the Android/iOS/WinUWP viewer, set to a value between 100 and 1000. In other Viewers, set to a value between 100 and 10000. However, if HTML5 Viewer is executed in Mobile UI, set to a value between 100 and 1000.

viewer.treeviewtitle

Sets the title of the top level in the report tree window.

Reference

The default value is Oz.

viewer.use_undo_redo

Sets whether to allow execution of commentbar_redo and commentbar_undo among commands of Script/ScriptEx function.

Value

true - Allow
false - Do not allow (The default value)

Copyright © FORCS Co.,LTD. All rights reserved.

viewer.useeditmode

Sets whether to run in edit mode, and displays outlines of editable components with the color selected as the "viewer.editmodecolor" parameter.

Value

true - Run in edit mode

false - Do not run in edit mode (The default value)

Reference

If the parameter value is true, the editable or moveable or changable label is displayed in the selected state.

viewer.useimageprogressbar

Sets whether to display the image progress bar window.

Value

true - Display

false - Do not display (The default value)

Reference

Copyright © FORCS Co.,LTD. All rights reserved.

The image of the image progress bar window can be changed with the "viewer.imageprogressbar_imagepath" parameter.

If this parameter value is true, the "print.useprintstop" parameter does not apply.

viewer.useinborder

Sets whether to display the inner border.

Value

true - Display (The default value)

false - Do not display

viewer.usemenubar

Sets whether to display the menu bar.

Value

true - Display (The default value)

false - Do not display

Reference

Copyright © FORCS Co.,LTD. All rights reserved.

If the "viewer.isframe" parameter value is "false", this parameter does not apply.

viewer.useoutborder

Sets whether to display the outer border.

Value

true - Display (The default value)

false - Do not display

viewer.useprogressbar

Sets whether to display the progress bar.

Value

true - Display (The default value)

false - Do not display

viewer.useractioncommand

Copyright © FORCS Co.,LTD. All rights reserved.

Sets whether to generate the OZUserActionCommand event.

Value

true - Generate

false - Do not generate (The default value)v

viewer.userdefined_format_json

Sets the User Defined Format.

Reference

Sets the parameter value as a JSON format string in the following format:
"{"userdefined_display name1":"format1","userdefined_display name2":"format2",...}".

In order to set the parameter value in the component, add a JavaScript function in the form of "This.SetFormat("userdefined_display name1");".

viewer.usesaveasaudiomenu

Sets whether to display the [Save as audio] pop-up menu in the viewer window.

Value

true - Display

Copyright © FORCS Co.,LTD. All rights reserved.

false - Do not display (The default value)

viewer.usesaveasimagemenu

Sets whether to display the [Save as image] pop-up menu in the viewer window.

Value

true - Display

false - Do not display (The default value)

viewer.usescrollbounce

Sets whether to use the scroll bounce effect.

Value

true - Use (The default value)

false - Do not use

Reference

This does not work in horizontal paging.

Copyright © FORCS Co.,LTD. All rights reserved.

viewer.usestatusbar

Sets whether to display the status bar.

Value

true - Display (The default value)

false - Do not display

viewer.usetextselectmenu

Sets whether to display the [Text Select tool] pop-up menu in the viewer window.

Value

true - Occur

false - Do not occur (The default value)

Reference

If you set the parameter value to true, the [Text Select tool] pop-up menu is displayed and the [Tools] > [Text Select tool] main menu is enabled.

Copyright © FORCS Co.,LTD. All rights reserved.

viewer.usetoolbar

Sets whether to display the toolbar.

Value

true - Display (The default value)

false - Do not display

Reference

The Android/iOS/WinUWP viewer, the edit mode icon and search toolbar will be displayed regardless of this parameter value if you set to display the edit mode icon and the parameter toolbar. In the iOS/WinUWP viewer, the back icon will be displayed regardless of this parameter value.

viewer.viewmode

Sets the page view mode.

Value

normal - Show realsize

fittoframe - Show fit to frame

fittowidth - Show fit to width

fittocontents - Show fit to contents

printsize - Show print size

Copyright © FORCS Co.,LTD. All rights reserved.

Reference

The the Android/iOS/WinUWP viewer, set to the default value, "fittowidth". In other viewers, set to the default value "normal". However, if HTML5 Viewer is executed in Mobile UI, set to the default value "fittowidth".

If you set the parameter value to normal, the report is displayed based on the Display DPI. Therefore, the size of the report is displayed depending on the device resolution.

If you set the parameter value to fittoframe, it scales according to the size of the Viewer window.

If you set the parameter value to fittowidth, it scales according to the width of the Viewer window.

If you set the parameter value to fittocontents, it scales according to the width of the Viewer window, except the margins of the report paper.

If you set the parameter value to printsize, the report is displayed as 100 percent based on the print size. Therefore, the size of the report is displayed in the same size regardless of the device resolution.

If you zoom in/out of the report, the page view mode is changed to normal.

viewer.zoom

Sets the zoom ratio.

Reference

Copyright © FORCS Co.,LTD. All rights reserved.

The default value is 100.

Applies only if the "viewer.viewmode" parameter value is "normal".

If you set this parameter to a value greater than the value of the viewer.maxzoom parameter, this parameter value applies to 100. In addition, if you set it smaller than the parameter value of viewer.minzoom, this parameter value applies to 100.

viewer.zoombydoubletap_printsize

Sets the zoom ratio based on the print size when the user double-taps the screen.

Reference

The default value is 100 percent based on the print size.

Applies only if the "viewer.restore_previouszoom_doubletap" parameter value is "false".

HTML5JS viewer is only supported in Mobile.

viewer.zoombymouse

Sets whether to enable the changing of the zoom of the report, while holding the <ctrl> key and moving the mouse wheel in PC and using the Pinch Zoom action in the mobile environment.

Copyright © FORCS Co.,LTD. All rights reserved.

Value

true - Enable (The default value)

false - Disable

Copyright © FORCS Co.,LTD. All rights reserved.

word

Sets the options to save the DOC file.

Available Viewers

Parameter	ActiveX	HTML5JS	HTML5SVG	Android	iOS	WinUWP
word.convertedimagedpi	O	O	O	O	O	O
word.filename	O	O	O	O	O	X
word.headerfooter_options	O	O	O	O	O	O
word.movewithtext	O	O	O	O	O	O
word.path	O	X	X	X	O	X
word.saveastable	O	O	O	O	O	O
word.saveasxml	O	X	X	X	X	X
word.savelinktoc	O	O	O	O	O	O
word.savelinkurl	O	O	O	O	O	O
word.savememo	O	O	X	O	O	O
word.savetoheaderfooter	O	O	O	O	O	O
word.tablerowheight	O	O	O	O	O	O

Copyright © FORCS Co.,LTD. All rights reserved.

Parameter	ActiveX	HTML5JS	HTML5SVG	Android	iOS	WinUWP
word.text_wrapping_style	O	O	O	O	O	O

word.convertedimagedpi

Sets the dpi of components that are stored as images.

Reference

The default value is 96.

word.filename

Sets the file name.

See Also

Save Dialog Box

Copyright © FORCS Co.,LTD. All rights reserved.

word.headerfooter_options

Sets the page options applied when saving Page Header Band and Page Footer Band as the header and footer in Word.

Value

default - Sets all pages the same (The default value)
different_first_page - Sets the first page differently

Reference

When Page Header Band and Page Footer Band are saved as the header and footer in Word, the settings for Page Header and Footer Bands in the first page are applied to all pages in Word. This rule causes problems when there are no Page Header and Footer bands in the first page. Even if there are Page Header and Footer bands in the following pages, nothing is saved in the header and footer in Word. To fix this, set the parameter value to "different_first_page" to set the first page differently from other pages.

Applies only if the "word.saveasxml" parameter value is "true" and the "word.savetoheaderfooter" parameter value is "true".

word.movewithtext

Sets whether to save components in the form of tables, text boxes, shapes, or pictures exported to Word to be moved together with text.

Copyright © FORCS Co.,LTD. All rights reserved.

Value

true - Saves components to be moved together with text

false - Saves components to be moved without text (The default value)

Reference

Applies only if the "word.saveasxml" parameter value is "true".

Set the parameter to "true" to move down the position of the table when adding a line in the table for reports saved in Word.

word.path

Sets the file path.

See Also

Save Dialog Box

word.saveastable

Sets the "Save As Table" option.

Value

Copyright © FORCS Co.,LTD. All rights reserved.

true - Check (The default value)

false - Do not check

Reference

Applies only if the "word.saveasxml" parameter value is "true".

See Also

DOC Save Option Dialog Box

word.saveasxml

Sets the "Save As XML" option.

Value

true - Check

false - Do not check (The default value)

See Also

DOC Save Option Dialog Box

word.savelinktoc

Copyright © FORCS Co.,LTD. All rights reserved.

Sets the "Toc link" of the "Save link" option.

Value

true - Check (The default value)

false - Do not check

See Also

Basic Save Option Dialog Box

word.savelinkurl

Sets the "URL link" of the "Save link" option.

Value

true - Check (The default value)

false - Do not check

See Also

Basic Save Option Dialog Box

word.savememo

Copyright © FORCS Co.,LTD. All rights reserved.

Sets the save option for memos and callout shapes when saving a doc file.

Value

all - Follows the value of memo.exportoption, arrow.exportoption, checkmark.exportoption, circle.exportoption, line.exportoption, and rectangle.exportoption (The default value)

nothing - Does not save memos and callout shapes

word.savetoheaderfooter

Sets the "Save page header/footer band to header/footer" option.

Value

true - Check

false - Do not check (The default value)

See Also

DOC Save Option Dialog Box

word.tablerowheight

Sets the height of the rows of the table when exporting tables or crosstabs to Word.

Copyright © FORCS Co.,LTD. All rights reserved.

Value

at_least - Sets the height of rows to the minimum value

exactly - Sets the height of rows to a fixed value (The default value)

Reference

Applies only if the "word.saveasxml" parameter value is "true".

word.text_wrapping_style

Sets the text wrapping style of the TextBox and Picture of the word.

Value

behind_text - Behind the text

in_front_of_text - In front of the text (The default value)

Reference

Applies only if the "word.saveasxml" parameter value is "true".

When the report that the shapes are overlaid on the table is saved as table if you want to display the table text at the top, please set this parameter value to behind_text.

See Also

word.saveastable

Copyright © FORCS Co.,LTD. All rights reserved.

xlsx

Sets the options to save the XLSX file.

Android/iOS Viewer requires the following settings.

[Android]

- Add the library file in the Eclipse project.
  ✓libozrvpack_xlsxwriter.so

[iOS]

- Add the framework in the Xcode project.
  ✓OZPackXLSX.framework

- Add the script
  ✓Call the __OZExportPack_load_excel() function before using this function.

Available Viewers

Parameter	ActiveX	HTML5JS	HTML5SVG	Android	iOS	WinUWP
xlsx.autofit	O	O	O	O	O	X
xlsx.autofitheight	O	O	O	O	O	X
xlsx.autofitwidth	O	O	O	O	O	X
xlsx.bgimage_path	O	O	O	O	O	X
xlsx.convertedimagedpi	O	O	O	O	O	X
xlsx.filename	O	O	O	O	O	X

Copyright © FORCS Co.,LTD. All rights reserved.

Parameter	ActiveX	HTML5JS	HTML5SVG	Android	iOS	WinUWP
xlsx.freezepanes_column	O	O	O	O	O	X
xlsx.freezepanes_row	O	O	O	O	O	X
xlsx.insert_horizontal_pagebreaks	O	O	O	O	O	O
xlsx.largebundle	O	O	X	O	O	X
xlsx.matchmode	O	O	O	O	O	X
xlsx.matchsubmode	O	O	O	O	O	X
xlsx.minimum_cellheight	O	O	O	O	O	X
xlsx.minimum_cellwidth	O	O	O	O	O	X
xlsx.modifypassword	O	O	O	O	O	X
xlsx.modifypassword_username	O	O	O	O	O	X
xlsx.numberformat	O	O	O	O	O	X
xlsx.openpassword	O	O	O	O	O	X
xlsx.path	O	X	X	X	O	X
xlsx.removeblank	O	O	O	O	O	X
xlsx.removeoption	O	O	O	O	O	X

Copyright © FORCS Co.,LTD. All rights reserved.

Parameter	ActiveX	HTML5JS	HTML5SVG	Android	iOS	WinUWP
xlsx.removerange	O	O	O	O	O	X
xlsx.removeranges	O	O	O	O	O	X
xlsx.savedatetype	O	O	O	X	X	X
xlsx.savefont	O	O	X	O	O	X
xlsx.savefontsize	O	O	O	O	O	X
xlsx.savelinkurl	O	O	O	O	O	X
xlsx.savememo	O	O	X	O	O	X
xlsx.savemode	O	O	O	O	O	X
xlsx.savenumbertype	O	O	O	O	O	X
xlsx.savetogeneral	O	O	O	O	O	X
xlsx.showgridlines	O	O	O	O	O	X
xlsx.shrinktofit	O	O	O	O	O	X
xlsx.zoom	O	O	O	O	O	X

xlsx.autofit

Sets the "Auto Selected" option.

Copyright © FORCS Co.,LTD. All rights reserved.

Value

true - Check

false - Do not check (The default value)

See Also

Excel Save Option Dialog Box

xlsx.autofitheight

Sets the "Height" of the "Auto Select" option.

Reference

The default value is 1.

Applies only if the "xlsx.autofit" parameter value is "true".

See Also

Excel Save Option Dialog Box

xlsx.autofitwidth

Copyright © FORCS Co.,LTD. All rights reserved.

Sets the "Width" of the "Auto Select" option.

Reference

The default value is 1.

Applies only if the "xlsx.autofit" parameter value is "true".

See Also

Excel Save Option Dialog Box

xlsx.bgimage_path

Sets the image file path of the background image of a sheet.

Reference

The file path can be set to OZ Repository URL(ozp://), Web Server URL(http://) and Local URL(file://). Note that the Android/iOS viewer only supports the OZ repository URL(ozp://).

The available image formats for the background image are JPG and PNG, and the background image will be tiled.

xlsx.convertedimagedpi

Copyright © FORCS Co.,LTD. All rights reserved.

Sets the dpi of components that are stored as images.

Reference

The default value is 96 and the unit is in dpi.

xlsx.filename

Sets the file name.

See Also

export.applyformat, export.format

Save Dialog Box

xlsx.freezepanes_column

Sets the "Column" of the "Freeze panes" option.

Reference

Set to a value between A and XFD.

Copyright © FORCS Co.,LTD. All rights reserved.

xlsx.freezepanes_row

Sets the "Row" of the "Freeze panes" option.

Reference

Set to a value between 1 and 1048576.

xlsx.insert_horizontal_pagebreaks

Sets whether to add the horizontal page break.

Value

true - Add the horizontal page break

false - Do not add the horizontal page break (The default value)

Reference

Applies only if more than two pages should be exported and the "xlsx.removeblank" parameter value is "false" and the "xlsx.savemode" parameter value is "keepform".

xlsx.largebundle

Copyright © FORCS Co.,LTD. All rights reserved.

Sets the "Save one page" option in the Basic Save Option Dialog Box when you save the report to XLSX.

Value

true - Check

false - Do not check (The default value)

Reference

Please use this parameter when you want to set the "Save one page" option to work independently only in XLSX regardless of the different formats. For example, the "Save one page" option is checked only in XLSX when set to "xlsx.largebundle=true, export.largebundle=false". Likewise, the "Save one page" option is unchecked only in XLSX when set to "xlsx.largebundle=false, export.largebundle=true". The above rules still apply even if you check or uncheck the "Save one page" option in the Viewer window.

Please set the "viewer.largebundle=true" when trying to save the report to a single page when the report is exported directly without previewing.

See Also

Basic Save Option Dialog Box

xlsx.matchmode

Sets the "Save type" option.

Value

Copyright © FORCS Co.,LTD. All rights reserved.

columnpersheet - The "Column pages per sheet" option is checked (The default value)
pagepersheet - The "Page per sheet" option is checked

Reference

If the value of the parameter is set to "columnpersheet", the same column is saved in the same sheet and if the value of the parameter is set to "pagepersheet", each page is saved as a separate sheet.

See Also

Excel Save Option Dialog Box

xlsx.matchsubmode

Sets the "Column first" or the "Row first" option.

Value

columnfirst - The "Column first" option is checked
rowfirst - The "Row first" option is checked (The default value)

Reference

Effective only when "xlsx.matchmode=pagepersheet".

See Also

Excel Save Option Dialog Box

Copyright © FORCS Co.,LTD. All rights reserved.

xlsx.minimum_cellheight

Sets the "Height" of the "Minimum Cell Size" option.

Reference

The default value is 1.

Effective only when "xlsx.savemode=keepform".

See Also

Excel Save Option Dialog Box

xlsx.minimum_cellwidth

Sets the "Width" of the "Minimum Cell Size" option.

Reference

The default value is 1.

Effective only when "xlsx.savemode=keepform".

See Also

Copyright © FORCS Co.,LTD. All rights reserved.

Excel Save Option Dialog Box

xlsx.modifypassword

Set a password to modify the XLSX file.

Reference

The password can be up to a maximum of 15 characters. If 15 characters is exceeded, then it will be saved without a password.

xlsx.modifypassword_username

Sets the user name when you open a password-protected XLSX files.

Reference

If you set the parameter value to "", applies to "noname".

xlsx.numberformat

Copyright © FORCS Co.,LTD. All rights reserved.

Sets the format of the "Format" option.

Reference

The default value is #,##0.

To delete the format, please set this parameter value to the default value.

See Also

Excel Save Option Dialog Box

xlsx.openpassword

Set a password to open the XLSX file.

Reference

The password can be up to a maximum of 255 characters. Saved without a password if the 255 character limit is exceeded.

xlsx.path

Sets the file path.

Copyright © FORCS Co.,LTD. All rights reserved.

See Also

Save Dialog Box

xlsx.removeblank

Sets the "Remove blank lines between pages" option.

Value

true - Check

false - Do not check (The default value)

See Also

Excel Save Option Dialog Box

xlsx.removeoption

Sets the remove line option.

Value

firstpageexcept - The "Except first page" option is checked

firstpageonly - The "Only first page" option is checked

Copyright © FORCS Co.,LTD. All rights reserved.

allpage - The "All pages" option is checked (The default value)

See Also

Excel Save Option Dialog Box

xlsx.removerange

Sets the start line and end line of the "Line" option. Set in the "StartLine, EndLine" format.

Reference

This parameter has lower priority than the "xlsx.removeranges" parameter.

See Also

Excel Save Option Dialog Box

xlsx.removeranges

Sets the line range of the "Line" option. Set in the "StartLine-EndLine,Line,StartLine-EndLine" format.

Reference

Copyright © FORCS Co.,LTD. All rights reserved.

This parameter has higher priority than the "xlsx.removerange" parameter.

See Also

Excel Save Option Dialog Box

xlsx.savedatetype

Sets the "Convert date format text to date and time" option.

Value

true - Check

false - Do not check (The default value)

See Also

Excel Save Option Dialog Box

xlsx.savefont

Sets the "Font" of the "Font" option.

See Also

Copyright © FORCS Co.,LTD. All rights reserved.

Excel Save Option Dialog Box

xlsx.savefontsize

Sets the "Size" of the "Font" option.

See Also

Excel Save Option Dialog Box

xlsx.savelinkurl

Sets the "URL link" of the "Save link" option.

Value

true - Check (The default value)

false - Do not check

See Also

Basic Save Option Dialog Box

Copyright © FORCS Co.,LTD. All rights reserved.

xlsx.savememo

Sets the save option for memos and callout shapes when saving an XLSX file.

Value

all - Follows the value of memo.exportoption, arrow.exportoption, checkmark.exportoption, circle.exportoption, line.exportoption, and rectangle.exportoption (The default value)

nothing - Does not save memos and callout shapes

xlsx.savemode

Sets the "Save mode" option.

Value

keepform - The "Keep the report form" option is checked (The default value)

ignoreprops - The "Ignore color, border, merge cell" option is checked

ignoreblank - The "Remove adjacent cell after dividing" option is checked

See Also

Excel Save Option Dialog Box

Copyright © FORCS Co.,LTD. All rights reserved.

xlsx.savenumbertype

Sets the "Numeric type text convert to number" option.

Value

true - Check

false - Do not check (The default value)

See Also

Excel Save Option Dialog Box

xlsx.savetogeneral

Sets the "Convert data to general(cell format)" of the "Format" option.

Value

true - Check

false - Do not check (The default value)

Reference

This parameter has higher priority than the "xlsx.numberformat" parameter.

See Also

Copyright © FORCS Co.,LTD. All rights reserved.

Excel Save Option Dialog Box

xlsx.showgridlines

Sets the "Show gridlines" of the "Display option" option.

Value

true - Check (The default value)

false - Do not check

See Also

Excel Save Option Dialog Box

xlsx.shrinktofit

Sets the "Shrink to fit" of the "Text control" option.

Value

true - Check

false - Do not check (The default value)

See Also

Copyright © FORCS Co.,LTD. All rights reserved.

Excel Save Option Dialog Box

xlsx.zoom

Sets the "Zoom In/Out" of the "Ratio" option.

Reference

The default value is 100. Set to a value between 10 and 400.

Copyright © FORCS Co.,LTD. All rights reserved.

Viewer Function

This chapter describes the Viewer functions.

Available Viewers

Event	ActiveX	HTML5JS	HTML5SVG	Android	iOS	WinUWP
CreateReport	O	O	X	O	O	O
CreateReportEx	O	O	X	O	O	O
GetGlobal	O	O	X	O	O	O
GetInformation	O	O	O	O	O	O
GetMemoryStreamByExport	X	X	X	O	O	O
GetPaperHeight	O	O	O	O	O	O
GetPaperWidth	O	O	O	O	O	O
GetTitle	O	O	O	O	O	O
PingOZServer	O	X	X	O	O	O
ReBind	O	O	X	O	O	O
Script	O	O	O	O	O	O
ScriptEx	O	O	O	O	O	O

Copyright © FORCS Co.,LTD. All rights reserved.

Event	ActiveX	HTML5JS	HTML5SVG	Android	iOS	WinUWP
SetChartStyle	O	O	X	O	O	O
SetGlobal	O	O	X	O	O	O
SetOptions	X	O	O	X	X	X
TriggerExternalEvent	O	O	X	O	O	O
TriggerExternalEventByDocIndex	O	O	X	O	O	O
TriggerLocationUpdated	O	X	X	O	O	O
TriggerLocationUpdatedByDocIndex	O	X	X	O	O	O

O Only e-Form

Copyright © FORCS Co.,LTD. All rights reserved.

CreateReport

Binds a new report to the viewer based on parameters.

Arguments

param - Set the value of parameters. Set as "ParameterName=ParameterValue\n ... \nParameterName=ParameterValue" format.

Reference

When using the function, the server address (connection.servlet, connection.server, connection.port) and report name (connection.reportname, connection.openfile) must be set. The newly bound report is added in the last order. If you want to change the order of the report, set the viewer.createreport_doc_index parameter.

CreateReport Example - ActiveX Viewer

```
<html>
<head>
<script language="JavaScript">
  function CreateReport() {
    OZViewer.CreateReport("connection.servlet=http://127.0.0.1:8080/oz/server\ncon
nection.reportname=Sales_Report.ozr\nodi.odinames=sales\nodi.sales.pcount=2\nodi
.sales.args1=fromdate=2011-01-01\nodi.sales.args2=todate=2011-01-31");
```

Copyright © FORCS Co.,LTD. All rights reserved.

```
  }
</script>
</head>
<body>
<input type="button" value="Sales Report" onclick="CreateReport()">
<br>
<br>
<div id="RunOZViewer">
  <object id="OZViewer" classid="clsid:0DEF32F8-170F-46f8-B1FF-4BF7443F5F25"
width="100%" height="100%">
    <param name="connection.servlet" value="http://127.0.0.1:8080/oz/server">
    <param name="connection.reportname" value="sample.ozr">
    <param name="viewer.isframe" value="false">
  </object>
</div>
</body>
</html>
```

CreateReport Example - HTML5 Viewer

```
<!DOCTYPE html>
<html style="height:100%">
<head>
<meta http-equiv="X-UA-Compatible" content="IE=edge"/>
```


Copyright © FORCS Co.,LTD. All rights reserved.

```
<script src="http://code.jquery.com/jquery-2.0.3.min.js"></script>
<link rel="stylesheet" href="http://code.jquery.com/ui/1.12.1/themes/base/jquery-ui.css" type="text/css"/>
<script src="http://code.jquery.com/ui/1.12.1/jquery-ui.min.js"></script>
<link rel="stylesheet" href="http://127.0.0.1:8080/ozrviewer/ui.dynatree.css" type="text/css"/>
<script type="text/javascript" src="http://127.0.0.1:8080/ozrviewer/jquery.dynatree.js" charset="utf-8"></script>
<script type="text/javascript" src="http://127.0.0.1:8080/ozrviewer/OZJSViewer.js" charset="utf-8"></script>
<!-- If you want to run the HTML5SVG viewer please change the OZJSViewer.js to OZJSSVGViewer.js.
<script type="text/javascript" src="http://127.0.0.1:8080/ozrviewer/OZJSSVGViewer.js" charset="utf-8"></script>
-->
<script language="JavaScript">
   function CreateReport() {
      OZViewer.CreateReport("connection.servlet=http://127.0.0.1:8080/oz/server\nconnection.reportname=Sales_Report.ozr\nodi.odinames=sales\nodi.sales.pcount=2\nodi.sales.args1=fromdate=2011-01-01\nodi.sales.args2=todate=2011-01-31");
   }
</script>
</head>
<body style="width:98%;height:98%">
<input type="button" value="Sales Report" onclick="CreateReport()">
<div id="OZViewer" style="width:98%;height:98%"></div>
<script type="text/javascript">
```

Copyright © FORCS Co.,LTD. All rights reserved.

```
  function SetOZParamters_OZViewer(){
      var oz;
      oz = document.getElementById("OZViewer");
      oz.sendToActionScript("connection.servlet","http://127.0.0.1:8080/oz/server");
      oz.sendToActionScript("connection.reportname","sample.ozr");
      return true;
  }
  start_ozjs("OZViewer","http://127.0.0.1:8080/ozrviewer/");
</script>
</body>
</html>
```

CreateReport Example - Android Viewer

```
...
@Override
public void onCreate(Bundle savedInstanceState)
{
...
  viewer.CreateReport("connection.servlet=http://127.0.0.1:8080/oz/server\nconnecti
on.reportname=Sales_Report.ozr\nodi.odinames=sales\nodi.sales.pcount=2\nodi.sale
s.args1=fromdate=2011-01-01\nodi.sales.args2=todate=2011-01-31");
...
}
```


Copyright © FORCS Co.,LTD. All rights reserved.

```
...
```

CreateReport Example - iOS Viewer

ViewController.h

```
#import <UIKit/UIKit.h>
#import "OZReportAPI.h"

@interface ViewController : UIViewController
{
    IBOutlet UIView* _reportView;
}
@property (nonatomic, strong) OZReportViewer* viewer;

-(IBAction)onCreateReport:(id)sender;
...
```

ViewController.m

```
...
-(IBAction)onCreateReport:(id)sender
{
    if(self.viewer == nil) {
        return;
    }
    NSString* strParam = @"connection.servlet=http://127.0.0.1:8080/oz/server\n"
```

Copyright © FORCS Co.,LTD. All rights reserved.

```
                                @"connection.reportname=Sales_Report.ozr\n"
                                @"odi.odinames=sales\n"
                                @"odi.sales.pcount=2\n"
                                @"odi.sales.args1=fromdate=2011-01-01\n"
                                @"odi.sales.args2=todate=2011-01-31";
    [self.viewer CreateReport:strParam];
}
...
```

CreateReport Example - WinUWP Viewer

C#

MainPage.xaml.cs

```
private OZReportViewer _viewer = null;
public void onCreateReport()
{
    try  {
        if (_viewer == null) {
            return;
        }
```


Copyright © FORCS Co.,LTD. All rights reserved.

```
        string param =
"connection.servlet=http://127.0.0.1:8080/oz/server\nconnection.reportname=Sales_R
eport.ozr\nodi.odinames=sales\nodi.sales.pcount=2\nodi.sales.args1=fromdate=2011-
01-01\nodi.sales.args2=todate=2011-01-31";
        _viewer.CreateReport(param);
    }
    catch (Exception ex) {
        string s = ex.Message;
    }
}
```

C++/CX

MainPage.xaml.h

```
private :
    OZReportViewer _viewer;
public :
    void onCreateReport();
```

MainPage.xaml.cpp

```
void OZWinUWPViewerSample::onCreateReport()
{
    try  {
        if (_viewer == nullptr) {
            return;
        }
        String^ param =
"connection.servlet=http://127.0.0.1:8080/oz/server\nconnection.reportname=Sales_R
```

Copyright © FORCS Co.,LTD. All rights reserved.

```
eport.ozr\nodi.odinames=sales\nodi.sales.pcount=2\nodi.sales.args1=fromdate=2011-01-01\nodi.sales.args2=todate=2011-01-31";
        _viewer->CreateReport(param);
    }
    catch (Platform::Exception^ ex) {
        String^ s = ex->Message;
    }
}
```


Copyright © FORCS Co.,LTD. All rights reserved.

CreateReportEx

Binds a new report to the viewer based on parameters.

Arguments

param - Set the value of parameters. Set as "ParameterName=ParameterValuedelimiter ... delimiterParameterName=ParameterValue" format.

delimiter - Delimiter. Can be omitted. (The default value : \n)

Reference

This function is used to set the delimiter to another character. When using the function, the server address (connection.servlet, connection.server, connection.port) and report name (connection.reportname, connection.openfile) must be set. The newly bound report is added in the last order. If you want to change the order of the report, set the viewer.createreport_doc_index parameter.

CreateReportEx Example - ActiveX Viewer

```
<html>
<head>
<script language="JavaScript">
```

Copyright © FORCS Co.,LTD. All rights reserved.

```
  function CreateReportEx() {
    OZViewer.CreateReportEx("connection.servlet=http://127.0.0.1:8080/oz/server;co
nnection.reportname=Sales_Report.ozr;odi.odinames=sales;odi.sales.pcount=2;odi.sal
es.args1=fromdate=2011-01-01;odi.sales.args2=todate=2011-01-31", ";");
  }
</script>
</head>
<body>
<input type="button" value="Sales Report" onclick="CreateReportEx()">
<br>
<br>
<div id="RunOZViewer">
  <object id="OZViewer" classid="clsid:0DEF32F8-170F-46f8-B1FF-4BF7443F5F25"
width="100%" height="100%">
    <param name="connection.servlet" value="http://127.0.0.1:8080/oz/server">
    <param name="connection.reportname" value="sample.ozr">
    <param name="viewer.isframe" value="false">
  </object>
</div>
</body>
</html>
```


Copyright © FORCS Co.,LTD. All rights reserved.

CreateReportEx Example - HTML5 Viewer

```
<!DOCTYPE html>
<html style="height:100%">
<head>
<meta http-equiv="X-UA-Compatible" content="IE=edge"/>
<script src="http://code.jquery.com/jquery-2.0.3.min.js"></script>
<link rel="stylesheet" href="http://code.jquery.com/ui/1.12.1/themes/base/jquery-ui.css" type="text/css"/>
<script src="http://code.jquery.com/ui/1.12.1/jquery-ui.min.js"></script>
<link rel="stylesheet" href="http://127.0.0.1:8080/ozrviewer/ui.dynatree.css" type="text/css"/>
<script type="text/javascript" src="http://127.0.0.1:8080/ozrviewer/jquery.dynatree.js" charset="utf-8"></script>
<script type="text/javascript" src="http://127.0.0.1:8080/ozrviewer/OZJSViewer.js" charset="utf-8"></script>
<!-- If you want to run the HTML5SVG viewer please change the OZJSViewer.js to OZJSSVGViewer.js.
<script type="text/javascript" src="http://127.0.0.1:8080/ozrviewer/OZJSSVGViewer.js" charset="utf-8"></script>
-->
<script language="JavaScript">
  function CreateReportEx() {
```

Copyright © FORCS Co.,LTD. All rights reserved.

```
        OZViewer.CreateReportEx("connection.servlet=http://127.0.0.1:8080/oz/server;co
nnection.reportname=Sales_Report.ozr;odi.odinames=sales;odi.sales.pcount=2;odi.sal
es.args1=fromdate=2011-01-01;odi.sales.args2=todate=2011-01-31", ";");
    }
</script>
</head>
<body style="width:98%;height:98%">
<input type="button" value="Sales Report" onclick="CreateReportEx()">
<div id="OZViewer" style="width:98%;height:98%"></div>
<script type="text/javascript">
    function SetOZParamters_OZViewer(){
        var oz;
        oz = document.getElementById("OZViewer");
        oz.sendToActionScript("connection.servlet","http://127.0.0.1:8080/oz/server");
        oz.sendToActionScript("connection.reportname","sample.ozr");
        return true;
    }
    start_ozjs("OZViewer","http://127.0.0.1:8080/ozrviewer/");
</script>
</body>
</html>
```


Copyright © FORCS Co.,LTD. All rights reserved.

CreateReportEx Example - Android Viewer

```
...
@Override
public void onCreate(Bundle savedInstanceState)
{
...
   viewer.CreateReportEx("connection.servlet=http://127.0.0.1:8080/oz/server;connecti
on.reportname=Sales_Report.ozr;odi.odinames=sales;odi.sales.pcount=2;odi.sales.args
1=fromdate=2011-01-01;odi.sales.args2=todate=2011-01-31", ";");
...
}
...
```

CreateReportEx Example - iOS Viewer

ViewController.h

```
#import <UIKit/UIKit.h>
#import "OZReportAPI.h"

@interface ViewController : UIViewController
```

Copyright © FORCS Co.,LTD. All rights reserved.

```
{
    IBOutlet UIView* _reportView;
}
@property (nonatomic, strong) OZReportViewer* viewer;

-(IBAction)onCreateReportEx:(id)sender;
...
```

ViewController.m

```
...
-(IBAction)onCreateReportEx:(id)sender
{
    if(self.viewer == nil) {
        return;
    }
    NSString* strParam = @"connection.servlet=http://127.0.0.1:8080/oz/server;"
                         @"connection.reportname=Sales_Report.ozr;"
                         @"odi.odinames=sales;odi.sales.pcount=2;"
                         @"odi.sales.args1=fromdate=2011-01-01;"
                         @"odi.sales.args2=todate=2011-01-31";
    [self.viewer CreateReportEx:strParam delimiter:@";"];
}
...
```


Copyright © FORCS Co.,LTD. All rights reserved.

CreateReportEx Example - WinUWP Viewer

C#

MainPage.xaml.cs

```
private OZReportViewer _viewer = null;
public void onCreateReportEx()
{
    try  {
        if (_viewer == null) {
            return;
        }
        string param =
"connection.servlet=http://127.0.0.1:8080/oz/server;connection.reportname=Sales_Re
port.ozr;odi.odinames=sales;odi.sales.pcount=2;odi.sales.args1=fromdate=2011-01-
01;odi.sales.args2=todate=2011-01-31";
        _viewer.CreateReportEx(param, ";");
    }
    catch (Exception ex) {
        string s = ex.Message;
    }
}
```

Copyright © FORCS Co.,LTD. All rights reserved.

C++/CX

MainPage.xaml.h

```
private :
   OZReportViewer _viewer;
public :
   void onCreateReportEx();
```

MainPage.xaml.cpp

```
void OZWinUWPViewerSample::onCreateReportEx()
{
   try  {
      if (_viewer == nullptr) {
         return;
      }
      String^ param =
"connection.servlet=http://127.0.0.1:8080/oz/server;connection.reportname=Sales_Re
port.ozr;odi.odinames=sales;odi.sales.pcount=2;odi.sales.args1=fromdate=2011-01-
01;odi.sales.args2=todate=2011-01-31";
      _viewer->CreateReportEx(param, ";");
   }
   catch (Platform::Exception^ ex) {
      String^ s = ex->Message;
   }
}
```


Copyright © FORCS Co.,LTD. All rights reserved.

GetGlobal

Gets the value of a global variable.

Arguments

key - Global variable key.

docIndex - Report index. Zero-based index. Can be omitted. (The default value : 0)

GetGlobal Example - ActiveX Viewer

```
<html>
<head>
<script language="JavaScript">
  function SetGlobal() {
    OZViewer.Document.SetGlobal("company", "FORCS", 0);
    //_SetGlobal can also be used
    //OZViewer.Document_SetGlobal("company", "FORCS", 0);
  }
  function GetGlobal() {
    var result=OZViewer.Document.GetGlobal("company", 0);
    //_GetGlobal can also be used
    //var result=OZViewer.Document_GetGlobal("company", 0);
    alert("company : " + result);
```

Copyright © FORCS Co.,LTD. All rights reserved.

```
  }
</script>
</head>
<body>
<input type="button" value="Set a global variable" onclick="SetGlobal()">
<input type="button" value="Return a global variable" onclick="GetGlobal()">
<br>
<br>
<div id="RunOZViewer">
  <object id="OZViewer" classid="clsid:0DEF32F8-170F-46f8-B1FF-4BF7443F5F25"
width="100%" height="100%">
    <param name="connection.servlet" value="http://127.0.0.1:8080/oz/server">
    <param name="connection.reportname" value="sample.ozr">
    <param name="viewer.isframe" value="false">
  </object>
</div>
</body>
</html>
```

GetGlobal Example - HTML5 Viewer

```
<!DOCTYPE html>
<html style="height:100%">
<head>
```


Copyright © FORCS Co.,LTD. All rights reserved.

```
<meta http-equiv="X-UA-Compatible" content="IE=edge"/>
<script src="http://code.jquery.com/jquery-2.0.3.min.js"></script>
<link rel="stylesheet" href="http://code.jquery.com/ui/1.12.1/themes/base/jquery-
ui.css" type="text/css"/>
<script src="http://code.jquery.com/ui/1.12.1/jquery-ui.min.js"></script>
<link rel="stylesheet" href="http://127.0.0.1:8080/ozrviewer/ui.dynatree.css"
type="text/css"/>
<script type="text/javascript" src="http://127.0.0.1:8080/ozrviewer/jquery.dynatree.js"
charset="utf-8"></script>
<script type="text/javascript" src="http://127.0.0.1:8080/ozrviewer/OZJSViewer.js"
charset="utf-8"></script>
<!-- If you want to run the HTML5SVG viewer please change the OZJSViewer.js to
OZJSSVGViewer.js.
<script type="text/javascript" src="http://127.0.0.1:8080/ozrviewer/OZJSSVGViewer.js"
charset="utf-8"></script>
-->
<script language="JavaScript">
  function SetGlobal(){
    OZViewer.Document_SetGlobal("company", "FORCS", 0);
  }
  function GetGlobal(){
    var result;
    result=OZViewer.Document_GetGlobal("company", 0);
    alert("company : " + result);
  }
</script>
</head>
```

Copyright © FORCS Co.,LTD. All rights reserved.

```
<body style="width:98%;height:98%">
<input type="button" value="Set a global variable" onclick="SetGlobal()">
<input type="button" value="Return a global variable" onclick="GetGlobal()">
<div id="OZViewer" style="width:98%;height:98%"></div>
<script type="text/javascript">
  function SetOZParamters_OZViewer(){
      var oz;
      oz = document.getElementById("OZViewer");
      oz.sendToActionScript("connection.servlet","http://127.0.0.1:8080/oz/server");
      oz.sendToActionScript("connection.reportname","sample.ozr");
      return true;
  }
  start_ozjs("OZViewer","http://127.0.0.1:8080/ozrviewer/");
</script>
</body>
</html>
```

GetGlobal Example - Android Viewer

```
...
@Override
public void onCreate(Bundle savedInstanceState)
{
...
```


Copyright © FORCS Co.,LTD. All rights reserved.

```
    var result = viewer.Document().GetGlobal("company", 0);
    //Document_GetGlobal can also be used
    //var result = viewer.Document_GetGlobal("company", 0);
...
}
...
```

GetGlobal Example - iOS Viewer

ViewController.h

```
#import <UIKit/UIKit.h>
#import "OZReportAPI.h"

@interface ViewController : UIViewController
{
    IBOutlet UIView* _reportView;
}
@property (nonatomic, strong) OZReportViewer* viewer;

-(IBAction)onGetGlobal:(id)sender;
...
```

ViewController.m

```
...
-(IBAction)onGetGlobal:(id)sender
```

Copyright © FORCS Co.,LTD. All rights reserved.

```
{
    if(self.viewer == nil) {
        return;
    }
    var result = [self.viewer.Document GetGlobal:@"company" docIndex:0];
    //Document_GetGlobal can also be used
    //var result = [self.viewer Document_GetGlobal:@"company" docIndex:0];
}
...
```

GetGlobal Example - WinUWP Viewer

C#

MainPage.xaml.cs

```
public void onGetGlobal()
{
    if (_viewer == null) {
        return;
    }
    var result = _viewer.Document.GetGlobal("company", 0);
    //Document_GetGlobal can also be used
    //var result = _viewer.Document_GetGlobal("company", 0);
}
```


Copyright © FORCS Co.,LTD. All rights reserved.

C++/CX

MainPage.xaml.h

```
private :
    OZReportViewer _viewer;
public :
    void onGetGlobal();
```

MainPage.xaml.cpp

```
void OZWinUWPViewerSample::onGetGlobal()
{
    if (_viewer == nullptr)  {
        return;
    }
    Object^ obj = _viewer->Document->GetGlobal("company", 0);
    //Document_GetGlobal can also be used
    //Object^ obj = _viewer->Document_GetGlobal("company", 0);
}
```

Copyright © FORCS Co.,LTD. All rights reserved.

GetInformation

Get information from OZ Viewer.

Arguments

command - Command.

GetInformation Commands

The GetInformation function offers various commands:

- COMMENT
- DATA_INFO
- DISPLAYNAME
- INPUT_CHECK_VALIDITY
- INPUT_JSON
- INPUT_TRIGGER_CLICK
- INPUT_XML
- INVALID_INFO_JSON
- MEMO_JSON
- MEMO_XML
- ODIPARAM
- OZFORMPARAM
- PAGE
- REPORT

Copyright © FORCS Co.,LTD. All rights reserved.

- ZOOM

Note

- ReportIndex must be set to zero-based index.
- PageIndex must be set to the 1-based index.

GetInformation Commands - COMMENT

To get comment information from a report, use the COMMENT related command below.

This command only supports e-Form.

COMMENT_DRAWBORDER_COLOR

The color of draw border.

COMMENT_DRAWBORDER_TRANSPARENCY

The transparency of draw border.

COMMENT_DRAWBORDER_THICK

The thickness of draw border.

COMMENT_FILLBACKGROUND_COLOR

The color of fill background.

COMMENT_FILLBACKGROUND_TRANSPARENCY

Copyright © FORCS Co.,LTD. All rights reserved.

The transparency of fill background.

COMMENT_HIGHLIGHTPEN_COLOR

The color of highlighter pen. The return value is in "Red, Green, Blue" format.

COMMENT_HIGHLIGHTPEN_THICK

The thickness of highlighter pen.

COMMENT_HIGHLIGHTPEN_TRANSPARENCY

The transparency of highlighter pen.

COMMENT_MODE

The viewer screen mode. Returns "comment" if the edit or comment mode and returns "input" if other modes.

COMMENT_PEN_COLOR

The color of pen. The return value is in "Red, Green, Blue" format.

COMMENT_PEN_THICK

The thickness of pen.

COMMENT_SELECTEDPEN

The type of selected pen. Returns "pen", "highlightpen", "eraser", "drawborder" and "fillbackground".

GetInformation Commands - DATA_INFO

Copyright © FORCS Co.,LTD. All rights reserved.

To get the data information added to the data tree in the report in JSON format, use the DATA_INFO related command below.

DATA_INFO

Get the data information added to the data tree in the current report in JSON format. The returned data information is dataset name, row count of result set, and data field name. Return order as shown in the data tree. The dataset will be returned only if the "Use" property value is true. Also, the return value maintains a master-detail structure. And if the "Use" property value of master-dataset is false, data information of master-detail dataset is not returned.

DATA_INFO_AT=ReportIndex

Get the data information added to the data tree in the specified report in JSON format. The returned data information is dataset name, row count of result set, and data field name. Return order as shown in the data tree. The dataset will be returned only if the "Use" property value is true. Also, the return value maintains a master-detail structure. And if the "Use" property value of master-dataset is false, data information of master-detail dataset is not returned. If there is no data in the specified report or you set a wrong index, it is returned to the "[]".

GetInformation Commands - DISPLAYNAME

To get the displayed name of a report, use the DISPLAYNAME related command below.

DISPLAYNAME

Copyright © FORCS Co.,LTD. All rights reserved.

Get the displayed name of the current report.

DISPLAYNAME_AT=ReportIndex

Get the displayed name of the specified report in the report tree.

GetInformation Commands - INPUT_CHECK_VALIDITY

To get the results of the OnCheckValidity event's script execution of the button, use the INPUT_CHECK_VALIDITY related command below.

This command only supports e-Form.

INPUT_CHECK_VALIDITY

Get the results of the OnCheckValidity event's script execution of the first button added to the current report. If it succeeds to run, "valid" is returned, and if it fails to run "" is returned. Note that it returns "valid" if the OnCheckValidity event of the first button has no script. When the command is called, if there is a component that you are editing in the current report, exit the editing status. In addition, the changes apply to components and return the focus. (OnValueChanged and OnKillFocus events are called)

INPUT_CHECK_VALIDITY_AT=ReportIndex

Get the results of the OnCheckValidity event's script execution of the first button added to the specified report. If successful, execution is returned to "valid". If you set the execution failure or incorrect index, it will be returned to "". Note that it returns "valid" if the OnCheckValidity event of the first button has no script. When the command is called, if

Copyright © FORCS Co.,LTD. All rights reserved.

there is a component that you are editing in the specified report, exit the editing status. In addition, the changes apply to components and return the focus. (OnValueChanged and OnKillFocus events are called)

INPUT_CHECK_VALIDITY_AT=ReportIndex,PAGE_AT=PageIndex

Get the results of the OnCheckValidity event's script execution of the first button added to the specified page of the specified report. If successful, execution is returned to "valid". If you set the execution failure or incorrect index, it will be returned to "". Note that it returns "valid" if the OnCheckValidity event of the first button has no script. The PageIndex must be specified as a one-based index. When the command is called, if there is a component that you are editing in the specified page of the specified report, exit the editing status. In addition, the changes apply to components and return the focus. (OnValueChanged and OnKillFocus events are called)

INPUT_CHECK_VALIDITY_CURRENT_PAGE

Get the results of the OnCheckValidity event's script execution of the first button added to the current page. If it succeeds to run, "valid" is returned, and if it fails to run "" is returned. Note that it returns "valid" if the OnCheckValidity event of the first button has no script. When the command is called, if there is a component that you are editing in the current page, exit the editing status. In addition, the changes apply to components and return the focus. (OnValueChanged and OnKillFocus events are called)

INPUT_CHECK_VALIDITY_PAGE_AT=PageIndex

Get the results of the OnCheckValidity event's script execution of the first button added to the specified page. If successful, execution is returned to "valid". If you set the execution failure or incorrect index, it will be returned to "". Note that it returns "valid" if the OnCheckValidity event of the first button has no script. The PageIndex must be specified as a one-based index. When the command is called, if there is a component that you are editing in the specified page, exit the editing status. In addition, the changes apply to components and return the focus. (OnValueChanged and OnKillFocus events are called)

Copyright © FORCS Co.,LTD. All rights reserved.

GetInformation Commands - INPUT_JSON

To get the value of the input component in JSON format, use the INPUT_JSON related command below.

This command only supports e-Form.

INPUT_JSON

Get the value of the input component added to the current report in the JSON format.

INPUT_JSON_ALL

Get the value of the input component added to all reports in the JSON format.

INPUT_JSON_ALL_GROUP_BY_REPORT

Get the value of the input component added to all reports in the JSON format. However, the values are separated for each report. The value is returned by a comma delimiter. ex) {"ReportDisplayName":"Display Name","Input":{"Component FormID":"Value",...}}.

INPUT_JSON_AT=ReportIndex,PAGE_AT=PageIndex

Get the value of the input component added to the specified page of the specified report in the JSON format.

INPUT_JSON_CURRENT_PAGE

Get the value of the input component added to the current page in the JSON format.

Copyright © FORCS Co.,LTD. All rights reserved.

GetInformation Commands - INPUT_TRIGGER_CLICK

To get the results of the OnClick event's script execution of the button, use the INPUT_TRIGGER_CLICK related command below.

This command only supports e-Form.

INPUT_TRIGGER_CLICK
Get the results of the OnClick event's script execution of the first button added to the current report. If it succeeds to run, "true" is returned, if it fails to run "false" is returned. Note that it returns "false" if the OnClick event of the first button has no script.

INPUT_TRIGGER_CLICK_AT=ReportIndex
Get the results of the OnClick event's script execution of the first button added to the specified report. If it succeeds to run, "true" is returned, if it fails to run "false" is returned. Note that it returns "false" if the OnClick event of the first button has no script.

INPUT_TRIGGER_CLICK_CURRENT_PAGE
Get the results of the OnClick event's script execution of the first button added to the current page. If it succeeds to run, "true" is returned, if it fails to run "false" is returned. Note that it returns "false" if the OnClick event of the first button has no script.

INPUT_TRIGGER_CLICK_PAGE_AT=PageIndex
Get the results of the OnClick event's script execution of the first button added to the specified page. If it succeeds to run, "true" is returned, if it fails to run "false" is returned. Note that it returns “false” if the OnClick event of the first button has no script. The PageIndex must be specified as one-based index.

Copyright © FORCS Co.,LTD. All rights reserved.

GetInformation Commands - INPUT_XML

To get the value of the input component in XML format, use the INPUT_XML related command below.

This command only supports e-Form.

INPUT_XML

Get the value of the input component added to the current report in the XML format.

INPUT_XML_ALL

Get the value of the input component added to all reports in the XML format.

INPUT_XML_ALL_GROUP_BY_REPORT

Get the value of the input component added to all reports in the XML format. However, the values are separated for each report. Root Element is set to ozform, and add the report to the next step in the ozform and the display name of the report is set in the name attribute.

INPUT_XML_AT=ReportIndex,PAGE_AT=PageIndex

Get the value of the input component added to the specified page of the specified report in the XML format.

INPUT_XML_CURRENT_PAGE

Get the value of the input component added to the current page in the XML format.

Copyright © FORCS Co.,LTD. All rights reserved.

GetInformation Commands - INVALID_INFO_JSON

To get information of input component for which the value of the "Required" property is set to Yes and empty value, use the INVALID_INFO_JSON related command below.

This command only supports e-Form.

INVALID_INFO_JSON

Get information of input components in JSON format. The input component in the current report must have an empty value with the Required property set to true.

INVALID_INFO_JSON_AT=ReportIndex

Get information of input components in JSON format. The input component in the specified report must have an empty value with the Required property set to true.

GetInformation Commands - MEMO_JSON

To get the text of MEMO in JSON format, use the MEMO_JSON related commands below.

This command only supports e-Form.

MEMO_JSON

Copyright © FORCS Co.,LTD. All rights reserved.

Get the text of the memo added to the current report in JSON format. The memo ID is created in the form of "memo1, memo2, memo3, ..." in the order in which the memos were added.

MEMO_JSON_ALL

Get the text of the memo added to all reports in JSON format. The memo ID is created in the form of "memo1, memo2, memo3, ..." in the order in which the memos were added. However, if a memo is added to multiple reports, the memo ID is generated in the order of the report displayed in the report tree.

MEMO_JSON_ALL_GROUP_BY_REPORT

Get the text of the memo added to all reports in JSON format. However, the memo ID is separated for each report. The memo ID is created in the form of "memo1, memo2, memo3, ..." in the order in which the memos were added. The values are returned in the form of {"ReportDisplayName":"the display name of the report","memo":{"the memo ID":"the actual text",...}} by each report with each value separated by a comma.

MEMO_JSON_AT=ReportIndex,PAGE_AT=PageIndex

Get the text of the memo added to the specified page of the specified report in JSON format. The memo ID is created in the form of "memo1, memo2, memo3, ..." in the order in which the memos were added.

MEMO_JSON_CURRENT_PAGE

Get the text of the memo added to the current page in JSON format. The memo ID is created in the form of "memo1, memo2, memo3, ..." in the order in which the memos were added.

Copyright © FORCS Co.,LTD. All rights reserved.

GetInformation Commands - MEMO_XML

To get the text of MEMO in XML format, use the MEMO_XML related commands below.

This command only supports e-Form.

MEMO_XML

Get the text of the memo added to the current report in XML format. The memo ID is created in the form of "memo1, memo2, memo3, ..." in the order in which the memos were added. Sets the root element to "ozmemo" and adds memo under it.

MEMO_XML_ALL

Get the text of the memo added to all reports in XML format. The memo ID is created in the form of "memo1, memo2, memo3, ..." in the order in which the memos were added. However, if a memo is added to multiple reports, the memo ID is generated in the order of the report displayed in the report tree. Sets the root element to "ozmemo" and adds memo under it.

MEMO_XML_ALL_GROUP_BY_REPORT

Get the text of the memo added to all reports in XML format. However, the memo ID is separated for each report. The memo ID is created in the form of "memo1, memo2, memo3, ..." in the order in which the memos were added. Sets the root element to "ozmemo" and adds reports under it. The display name of the report is set in each memo’s "name" property.

MEMO_XML_AT=ReportIndex,PAGE_AT=PageIndex

Copyright © FORCS Co.,LTD. All rights reserved.

Get the text of the memo added to the specified page of the specified report in XML format. The memo ID is created in the form of "memo1, memo2, memo3, ..." in the order in which the memos were added.

MEMO_XML_CURRENT_PAGE

Get the text of the memo added to the current page in XML format. The memo ID is created in the form of "memo1, memo2, memo3, ..." in the order in which the memos were added.

GetInformation Commands - ODIPARAM

To get the ODI parameter field name, use the ODIPARAM related command below.

ODIPARAM

Get the ODI parameter field name added to the Data tree of the current report in the JSON format.

ODIPARAM_AT=ReportIndex

Get the ODI parameter field name added to the Data tree of the specified report in the JSON format.

Copyright © FORCS Co.,LTD. All rights reserved.

GetInformation Commands - OZFORMPARAM

To get the form parameter field name, use the OZFORMPARAM related command below.

OZFORMPARAM

Get the form parameter field name added to the Data tree of the current report in the JSON format.

OZFORMPARAM_AT=ReportIndex

Get the form parameter field name added to the Data tree of the specified report in the JSON format.

GetInformation Commands - PAGE

To get the content or page number of a page, use the PAGE related commands below.

ACCESSIBLE_PAGECONTENTS

The content of the current page. Returns the contents of the current page when the screen reader program is running and the page display mode is a single page. Otherwise, an empty is returned.

CURRENT_PAGE

Copyright © FORCS Co.,LTD. All rights reserved.

Get the current page number of the current report. The page number returns a one-based index.

CURRENT_PAGE_AT=ReportIndex

Get the current page number of the specified report. The page number returns a one-based index.

TOTAL_PAGE

Get the total number of pages in the current report.

TOTAL_PAGE_AT=ReportIndex

Get the total number of pages in the specified report.

TOTAL_PAGE_OF_REPORT_FILE_AT=ReportFileIndex

Get the total number of pages in the specified report file. After finishing viewer binding, it is impossible to get the number of pages that is added by the Link function or CreateReport, etc.

GetInformation Commands - REPORT

To get the report index or total number of reports, use the REPORT related command below.

CURRENT_REPORT_INDEX

Get the current report index. The report index returns a zero-based index.

REPORT_COUNT

Get the total number of reports.

Copyright © FORCS Co.,LTD. All rights reserved.

REPORTINDEX_BY_DISPLAYNAME=DisplayedName

Get the report index of the specified report in the report tree. The report index returns a zero-based index. If there is a duplicate display name, the index of the report found first in the order of the report tree is returned.

GetInformation Commands - ZOOM

To get the zoom ratio of a report, use the ZOOM related command below.

ZOOM

Get the zoom ratio of the current report.

ZOOM_AT=ReportIndex

Get the zoom ratio of the specified report.

GetInformation Example - ActiveX Viewer

```
<html>
<head>
<script language="JavaScript">
  function GetInformation() {
```

Copyright © FORCS Co.,LTD. All rights reserved.

```
        var pagecount;
        pagecount=OZViewer.GetInformation("TOTAL_PAGE");
        alert("The total number of pages : " + pagecount);
    }
</script>
</head>
<body>
<input type="button" value="The total number of pages" onclick="GetInformation()">
<br>
<br>
<div id="RunOZViewer">
    <object id="OZViewer" classid="clsid:0DEF32F8-170F-46f8-B1FF-4BF7443F5F25"
width="100%" height="100%">
        <param name="connection.servlet" value="http://127.0.0.1:8080/oz/server">
        <param name="connection.reportname" value="sample.ozr">
        <param name="viewer.isframe" value="false">
    </object>
</div>
</body>
</html>
```

GetInformation Example - HTML5

Copyright © FORCS Co.,LTD. All rights reserved.

Viewer

```
<!DOCTYPE html>
<html style="height:100%">
<head>
<meta http-equiv="X-UA-Compatible" content="IE=edge"/>
<script src="http://code.jquery.com/jquery-2.0.3.min.js"></script>
<link rel="stylesheet" href="http://code.jquery.com/ui/1.12.1/themes/base/jquery-
ui.css" type="text/css"/>
<script src="http://code.jquery.com/ui/1.12.1/jquery-ui.min.js"></script>
<link rel="stylesheet" href="http://127.0.0.1:8080/ozrviewer/ui.dynatree.css"
type="text/css"/>
<script type="text/javascript" src="http://127.0.0.1:8080/ozrviewer/jquery.dynatree.js"
charset="utf-8"></script>
<script type="text/javascript" src="http://127.0.0.1:8080/ozrviewer/OZJSViewer.js"
charset="utf-8"></script>
<!-- If you want to run the HTML5SVG viewer please change the OZJSViewer.js to
OZJSSVGViewer.js.
<script type="text/javascript" src="http://127.0.0.1:8080/ozrviewer/OZJSSVGViewer.js"
charset="utf-8"></script>
-->
<script language="JavaScript">
  function GetInformation(){
    var pagecount;
    pagecount=OZViewer.GetInformation("TOTAL_PAGE");
    alert("The total number of pages : " + pagecount);
```

Copyright © FORCS Co.,LTD. All rights reserved.

```
  }
</script>
</head>
<body style="width:98%;height:98%">
<input type="button" value="The total number of pages" onclick="GetInformation()">
<div id="OZViewer" style="width:98%;height:98%"></div>
<script type="text/javascript">
  function SetOZParamters_OZViewer(){
      var oz;
      oz = document.getElementById("OZViewer");
      oz.sendToActionScript("connection.servlet","http://127.0.0.1:8080/oz/server");
      oz.sendToActionScript("connection.reportname","sample.ozr");
      return true;
  }
  start_ozjs("OZViewer","http://127.0.0.1:8080/ozrviewer/");
</script>
</body>
</html>
```

GetInformation Example - Android Viewer

```
...
```


Copyright © FORCS Co.,LTD. All rights reserved.

```
@Override
public void onCreate(Bundle savedInstanceState)
{
...
    String total_page = viewer.GetInformation("TOTAL_PAGE");
...
}
...
```

GetInformation Example - iOS Viewer

ViewController.h

```
#import <UIKit/UIKit.h>
#import "OZReportAPI.h"

@interface ViewController : UIViewController
{
    IBOutlet UIView* _reportView;
}
@property (nonatomic, strong) OZReportViewer* viewer;

-(IBAction)onGetInformation:(id)sender;
...
```

ViewController.m

Copyright © FORCS Co.,LTD. All rights reserved.

```
...
-(IBAction)onGetInformation:(id)sender
{
    if(self.viewer == nil) {
        return;
    }
    NSString* total_page = [self.viewer GetInformation:@"TOTAL_PAGE"];
}
...
```

GetInformation Example - WinUWP Viewer

C#

MainPage.xaml.cs

```
public void onGetInfomation()
{
    if (_viewer == null)  {
        return;
    }
    string total_page = _viewer.GetInformation("TOTAL_PAGE");
}
```


Copyright © FORCS Co.,LTD. All rights reserved.

C++/CX

MainPage.xaml.h

```
private :
    OZReportViewer _viewer;
public :
    void onGetInfomation();
```

MainPage.xaml.cpp

```
void OZWinUWPViewerSample::onGetInfomation()
{
    if (_viewer == nullptr)  {
        return;
    }
    String^ total_page = _viewer->GetInformation("TOTAL_PAGE");
}
```

Copyright © FORCS Co.,LTD. All rights reserved.

GetMemoryStreamByExport

The viewer exports the report as a stream, and exported stream without leaving the temporary file is sent directly to the server.

Arguments

param - Set the value of parameters. Set as "ParameterName=ParameterValuedelimiter ... delimiterParameterName=ParameterValue" format.
delimiter - Delimiter.

GetMemoryStreamByExport Example - Android Viewer

```
...
@Override
public void onCreate(Bundle savedInstanceState)
{
...
   viewer.GetMemoryStreamByExport("export.format=pdf;pdf.fontembedding=true", ";");
...
}
```


Copyright © FORCS Co.,LTD. All rights reserved.

```
...
```

GetMemoryStreamByExport Example - iOS Viewer

ViewController.h

```
#import <UIKit/UIKit.h>
#import "OZReportAPI.h"

@interface ViewController : UIViewController
{
    IBOutlet UIView* _reportView;
}
@property (nonatomic, strong) OZReportViewer* viewer;

-(IBAction)onGetMemoryStreamByExport:(id)sender;
...
```

ViewController.m

```
...
-(IBAction)onGetMemoryStreamByExport:(id)sender
{
    if(self.viewer == nil) {
        return;
```

Copyright © FORCS Co.,LTD. All rights reserved.

```
    }
    NSString* export_param = @"export.format=pdf;pdf.fontembedding=true";
    [self.viewer GetMemoryStreamByExport:export_param delimiter:@";"];
}
...
```

GetMemoryStreamByExport Example - WinUWP Viewer

C#

MainPage.xaml.cs

```
public void onGetMemoryStreamByExport()
{
    if (_viewer == null)  {
        return;
    }
    IDictionary<string, IRandomAccessStream> exportStream =
_viewer.GetMemoryStreamByExport("export.format=pdf;pdf.fontembedding=true",
";");
}
```

C++/CX

Copyright © FORCS Co.,LTD. All rights reserved.

MainPage.xaml.h

```
private :
    OZReportViewer _viewer;
public :
    void onGetMemoryStreamByExport();
```

MainPage.xaml.cpp

```
void OZWinUWPViewerSample::onGetMemoryStreamByExport()
{
    if (_viewer == nullptr)  {
        return;
    }
    IMap<String^, IRandomAccessStream^>^ exportStream = _viewer-
>GetMemoryStreamByExport("export.format=pdf;pdf.fontembedding=true", ";");
}
```

Copyright © FORCS Co.,LTD. All rights reserved.

GetPaperHeight

Gets the paper height.

Reference

The unit is pt.

GetPaperHeight Example - ActiveX Viewer

Note

"OZViewer" in OZViewer.Document.GetPaperHeight or OZViewer.Document_GetPaperHeight is a name of OZ Viewer object and should be the name defined by "object id" in HTML that calls viewer.

```
<html>
<head>
<script language="JavaScript">
  function GetPaperHeight() {
    var paperheight;
    paperheight=OZViewer.Document.GetPaperHeight();
    //_GetPaperHeight can also be used
```


Copyright © FORCS Co.,LTD. All rights reserved.

```
        //paperheight=OZViewer.Document_GetPaperHeight();
        alert("The paper height : " + paperheight);
    }
</script>
</head>
<body>
<input type="button" value="The paper height" onclick="GetPaperHeight()">
<br>
<br>
<div id="RunOZViewer">
    <object id="OZViewer" classid="clsid:0DEF32F8-170F-46f8-B1FF-4BF7443F5F25"
width="100%" height="100%">
        <param name="connection.servlet" value="http://127.0.0.1:8080/oz/server
        <param name="viewer.isframe" value="false">
</div>
</body>
</html>
```

GetPaperHeight Example - HTML5 Viewer

Note

Copyright © FORCS Co.,LTD. All rights reserved.

"OZViewer" in OZViewer.Document_GetPaperHeight is a name of OZ Viewer object and should be the name defined by getElementById function in HTML that calls viewer.

```
<!DOCTYPE html>
<html style="height:100%">
<head>
<meta http-equiv="X-UA-Compatible" content="IE=edge"/>
<script src="http://code.jquery.com/jquery-2.0.3.min.js"></script>
<link rel="stylesheet" href="http://code.jquery.com/ui/1.12.1/themes/base/jquery-ui.css" type="text/css"/>
<script src="http://code.jquery.com/ui/1.12.1/jquery-ui.min.js"></script>
<link rel="stylesheet" href="http://127.0.0.1:8080/ozrviewer/ui.dynatree.css" type="text/css"/>
<script type="text/javascript" src="http://127.0.0.1:8080/ozrviewer/jquery.dynatree.js" charset="utf-8"></script>
<script type="text/javascript" src="http://127.0.0.1:8080/ozrviewer/OZJSViewer.js" charset="utf-8"></script>
<!-- If you want to run the HTML5SVG viewer please change the OZJSViewer.js to OZJSSVGViewer.js.
<script type="text/javascript" src="http://127.0.0.1:8080/ozrviewer/OZJSSVGViewer.js" charset="utf-8"></script>
-->
<script language="JavaScript">
  function GetPaperHeight(){
    var paperheight;
    paperheight=OZViewer.Document_GetPaperHeight();
```


Copyright © FORCS Co.,LTD. All rights reserved.

```
        alert("The paper height : " + paperheight);
    }
</script>
</head>
<body style="width:98%;height:98%">
<input type="button" value="The paper height" onclick="GetPaperHeight()">
<div id="OZViewer" style="width:98%;height:98%"></div>
<script type="text/javascript">
    function SetOZParamters_OZViewer(){
        var oz;
        oz = document.getElementById("OZViewer");
        oz.sendToActionScript("connection.servlet","http://127.0.0.1:8080/oz/server");
        oz.sendToActionScript("connection.reportname","sample.ozr");
        return true;
    }
    start_ozjs("OZViewer","http://127.0.0.1:8080/ozrviewer/");
</script>
</body>
</html>
```

GetPaperHeight Example - Android Viewer

Copyright © FORCS Co.,LTD. All rights reserved.

```
...
@Override
public void onCreate(Bundle savedInstanceState)
{
...
   float paper_height = viewer.Document().GetPaperHeight();
   //Document_GetPaperHeight can also be used
   //float paper_height = viewer.Document_GetPaperHeight();
...
}
...
```

GetPaperHeight Example - iOS Viewer

ViewController.h

```
#import <UIKit/UIKit.h>
#import "OZReportAPI.h"

@interface ViewController : UIViewController
{
   IBOutlet UIView* _reportView;
}
@property (nonatomic, strong) OZReportViewer* viewer;

```


Copyright © FORCS Co.,LTD. All rights reserved.

```
-(IBAction)onGetPaperHeight:(id)sender;
...
```

ViewController.m

```
...
-(IBAction)onGetPaperHeight:(id)sender
{
    if(self.viewer == nil) {
        return;
    }
    float paper_height = [self.viewer.Document GetPaperHeight];
    //Document_GetPaperHeight can also be used
    //float paper_height = [self.viewer Document_GetPaperHeight];
}
...
```

GetPaperHeight Example - WinUWP Viewer

C#

MainPage.xaml.cs

```
public void onGetPaperHeight()
{
```

Copyright © FORCS Co.,LTD. All rights reserved.

```
  if (_viewer == null)  {
    return;
  }
  double paper_height = _viewer.Document.GetPaperHeight();
  //Document_GetPaperHeight can also be used
  //double paper_height = _viewer.Document_GetPaperHeight();
}
```

C++/CX

MainPage.xaml.h

```
private :
  OZReportViewer _viewer;
public :
  void onGetPaperHeight();
```

MainPage.xaml.cpp

```
void OZWinUWPViewerSample::onGetPaperHeight()
{
  if (_viewer == nullptr)  {
    return;
  }
  double paper_height = _viewer->Document->GetPaperHeight();
  //Document_GetPaperHeight can also be used
  //double paper_height = _viewer->Document_GetPaperHeight();
}
```


Copyright © FORCS Co.,LTD. All rights reserved.

GetPaperWidth

Gets the paper width.

Reference

The unit is pt.

GetPaperWidth Example - ActiveX Viewer

```
<html>
<head>
<script language="JavaScript">
  function GetPaperWidth() {
    var paperwidth;
    paperwidth=OZViewer.Document.GetPaperWidth();
    //_GetPaperWidth can also be used
    //paperwidth=OZViewer.Document_GetPaperWidth();
    alert("The paper width : " + paperwidth);
  }
</script>
</head>
```

Copyright © FORCS Co.,LTD. All rights reserved.

```
<body>
<input type="button" value="The paper width" onclick="GetPaperWidth()">
<br>
<br>
<div id="RunOZViewer">
  <object id="OZViewer" classid="clsid:0DEF32F8-170F-46f8-B1FF-4BF7443F5F25"
width="100%" height="100%">
    <param name="connection.servlet" value="http://127.0.0.1:8080/oz/server">
    <param name="viewer.isframe" value="false">
</div>
</body>
</html>
```

GetPaperWidth Example - HTML5 Viewer

```
<!DOCTYPE html>
<html style="height:100%">
<head>
<meta http-equiv="X-UA-Compatible" content="IE=edge"/>
<script src="http://code.jquery.com/jquery-2.0.3.min.js"></script>
<link rel="stylesheet" href="http://code.jquery.com/ui/1.12.1/themes/base/jquery-
ui.css" type="text/css"/>
```


Copyright © FORCS Co.,LTD. All rights reserved.

```
<script src="http://code.jquery.com/ui/1.12.1/jquery-ui.min.js"></script>
<link rel="stylesheet" href="http://127.0.0.1:8080/ozrviewer/ui.dynatree.css"
type="text/css"/>
<script type="text/javascript" src="http://127.0.0.1:8080/ozrviewer/jquery.dynatree.js"
charset="utf-8"></script>
<script type="text/javascript" src="http://127.0.0.1:8080/ozrviewer/OZJSViewer.js"
charset="utf-8"></script>
<!-- If you want to run the HTML5SVG viewer please change the OZJSViewer.js to
OZJSSVGViewer.js.
<script type="text/javascript" src="http://127.0.0.1:8080/ozrviewer/OZJSSVGViewer.js"
charset="utf-8"></script>
-->
<script language="JavaScript">
  function GetPaperWidth(){
      var paperwidth;
      paperwidth=OZViewer.Document_GetPaperWidth();
      alert("The paper width : " + paperwidth);
  }
</script>
</head>
<body style="width:98%;height:98%">
<input type="button" value="The paper width" onclick="GetPaperWidth()">
<div id="OZViewer" style="width:98%;height:98%"></div>
<script type="text/javascript">
  function SetOZParamters_OZViewer(){
      var oz;
      oz = document.getElementById("OZViewer");
```

Copyright © FORCS Co.,LTD. All rights reserved.

```
        oz.sendToActionScript("connection.servlet","http://127.0.0.1:8080/oz/server");
        oz.sendToActionScript("connection.reportname","sample.ozr");
        return true;
    }
    start_ozjs("OZViewer","http://127.0.0.1:8080/ozrviewer/");
</script>
</body>
</html>
```

GetPaperWidth Example - Android Viewer

```
...
@Override
public void onCreate(Bundle savedInstanceState)
{
...
    float paper_width = viewer.Document().GetPaperWidth();
    //Document_GetPaperWidth can also be used
    //float paper_width = viewer.Document_GetPaperWidth();
...
}
```


Copyright © FORCS Co.,LTD. All rights reserved.

```
...
```

GetPaperWidth Example - iOS Viewer

ViewController.h

```
#import <UIKit/UIKit.h>
#import "OZReportAPI.h"

@interface ViewController : UIViewController
{
    IBOutlet UIView* _reportView;
}
@property (nonatomic, strong) OZReportViewer* viewer;

-(IBAction)onGetPaperWidth:(id)sender;
...
```

ViewController.m

```
...
-(IBAction)onGetPaperWidth:(id)sender
{
    if(self.viewer == nil) {
        return;
    }
    float paper_width = [self.viewer.Document GetPaperWidth];
```

Copyright © FORCS Co.,LTD. All rights reserved.

```
    //Document_GetPaperWidth can also be used
    //float paper_width = [self.viewer Document_GetPaperWidth];
}
...
```

GetPaperWidth Example - WinUWP Viewer

C#

MainPage.xaml.cs

```
public void onGetPaperWidth()
{
    if (_viewer == null)  {
        return;
    }
    double paper_width = _viewer.Document.GetPaperWidth();
    //Document_GetPaperWidtt can also be used
    //double paper_width = _viewer.Document_GetPaperWidth();
}
```

C++/CX

MainPage.xaml.h

Copyright © FORCS Co.,LTD. All rights reserved.

```
private :
    OZReportViewer _viewer;
public :
    void onGetPaperWidth();
```

MainPage.xaml.cpp

```
void OZWinUWPViewerSample::onGetPaperWidth()
{
    if (_viewer == nullptr)  {
        return;
    }
    double paper_width = _viewer->Document->GetPaperWidth();
    //Document_GetPaperWidth can also be used
    //double paper_width = _viewer->Document_GetPaperWidth();
}
```

Copyright © FORCS Co.,LTD. All rights reserved.

GetTitle

Gets the report title.

GetTitle Example - ActiveX Viewer

```
<html>
<head>
<script language="JavaScript">
  function GetTitle() {
      var reporttitle;
      reporttitle=OZViewer.Document.GetTitle();
      //_GetTitle can also be used
      //reporttitle=OZViewer.Document_GetTitle();
      alert("The report title : " + reporttitle);
  }
</script>
</head>
<body>
<input type="button" value="The report title" onclick="GetTitle()">
<br>
<br>
```


Copyright © FORCS Co.,LTD. All rights reserved.

```
<div id="RunOZViewer">
  <object id="OZViewer" classid="clsid:0DEF32F8-170F-46f8-B1FF-4BF7443F5F25"
width="100%" height="100%">
      <param name="connection.servlet" value="http://127.0.0.1:8080/oz/server">
      <param name="viewer.isframe" value="false">
</div>
</body>
</html>
```

GetTitle Example - HTML5 Viewer

```
<!DOCTYPE html>
<html style="height:100%">
<head>
<meta http-equiv="X-UA-Compatible" content="IE=edge"/>
<script src="http://code.jquery.com/jquery-2.0.3.min.js"></script>
<link rel="stylesheet" href="http://code.jquery.com/ui/1.12.1/themes/base/jquery-
ui.css" type="text/css"/>
<script src="http://code.jquery.com/ui/1.12.1/jquery-ui.min.js"></script>
<link rel="stylesheet" href="http://127.0.0.1:8080/ozrviewer/ui.dynatree.css"
type="text/css"/>
<script type="text/javascript" src="http://127.0.0.1:8080/ozrviewer/jquery.dynatree.js"
charset="utf-8"></script>
```

Copyright © FORCS Co.,LTD. All rights reserved.

```
<script type="text/javascript" src="http://127.0.0.1:8080/ozrviewer/OZJSViewer.js"
charset="utf-8"></script>
<!-- If you want to run the HTML5SVG viewer please change the OZJSViewer.js to
OZJSSVGViewer.js.
<script type="text/javascript" src="http://127.0.0.1:8080/ozrviewer/OZJSSVGViewer.js"
charset="utf-8"></script>
-->
<script language="JavaScript">
  function GetTitle(){
      var reporttitle;
      reporttitle=OZViewer.Document_GetTitle();
      alert("The report title : " + reporttitle);
  }
</script>
</head>
<body style="width:98%;height:98%">
<input type="button" value="The report title" onclick="GetTitle()">
<div id="OZViewer" style="width:98%;height:98%"></div>
<script type="text/javascript">
  function SetOZParamters_OZViewer(){
      var oz;
      oz = document.getElementById("OZViewer");
      oz.sendToActionScript("connection.servlet","http://127.0.0.1:8080/oz/server");
      oz.sendToActionScript("connection.reportname","sample.ozr");
      return true;
  }
  start_ozjs("OZViewer","http://127.0.0.1:8080/ozrviewer/");
```


Copyright © FORCS Co.,LTD. All rights reserved.

```
</script>
</body>
</html>
```

GetTitle Example - Android Viewer

```
...
@Override
public void onCreate(Bundle savedInstanceState)
{
...
   String report_title = viewer.Document().GetTitle();
   //Document_GetTitle can also be used
   //String report_title = viewer.Document_GetTitle();
...
}
...
```

GetTitle Example - iOS Viewer

ViewController.h

Copyright © FORCS Co.,LTD. All rights reserved.

```
#import <UIKit/UIKit.h>
#import "OZReportAPI.h"

@interface ViewController : UIViewController
{
    IBOutlet UIView* _reportView;
}
@property (nonatomic, strong) OZReportViewer* viewer;

-(IBAction)onGetTitle:(id)sender;
...
```

ViewController.m

```
...
-(IBAction)onGetTitle:(id)sender
{
    if(self.viewer == nil) {
        return;
    }
    NSString* report_title = [self.viewer.Document GetTitle];
    //Document_GetTitle can also be used
    //NSString* report_title = [self.viewer Document_GetTitle];
}
...
```


Copyright © FORCS Co.,LTD. All rights reserved.

GetTitle Example - WinUWP Viewer

C#

MainPage.xaml.cs

```
public void onGetTitle()
{
    if (_viewer == null)  {
        return;
    }
    string report_title = _viewer.Document.GetTitle();
    //Document_GetTitle can also be used
    //string report_title = _viewer.Document_GetTitle();
}
```

C++/CX

MainPage.xaml.h

```
private :
    OZReportViewer _viewer;
public :
    void onGetTitle();
```

MainPage.xaml.cpp

```
void OZWinUWPViewerSample::onGetTitle()
{
    if (_viewer == nullptr)  {
```

Copyright © FORCS Co.,LTD. All rights reserved.

```
        return;
    }
    String^ report_title = _viewer->Document->GetTitle();
    //Document_GetTitle can also be used
    //String^ report_title = _viewer->Document_GetTitle();
}
```


Copyright © FORCS Co.,LTD. All rights reserved.

PingOZServer

Check the status of OZ Server.

Arguments

ip - IP of OZ daemon type server.

port - Port number of OZ daemon type server.

url - URL of OZ servlet type server.

PingOZServer Example - ActiveX Viewer

```
<html>
<head>
<script language="JavaScript">
  function PingOZServer() {
      var result=OZViewer.Document.PingOZServer("http://127.0.0.1:8080/oz/server");
      //_PingOZServer can also be used
      //var
result=OZViewer.Document_PingOZServer("http://127.0.0.1:8080/oz/server");
      if(result==true) {
         alert("Running");
```

Copyright © FORCS Co.,LTD. All rights reserved.

```
        } else {
            alert("Stopped");
        }
    }
</script>
</head>
<body>
<input type="button" value="Check OZ Server" onclick="PingOZServer()">
<br>
<br>
<div id="RunOZViewer">
    <object id="OZViewer" classid="clsid:0DEF32F8-170F-46f8-B1FF-4BF7443F5F25"
width="100%" height="100%">
        <param name="connection.servlet" value="http://127.0.0.1:8080/oz/server">
        <param name="connection.reportname" value="sample.ozr">
        <param name="viewer.isframe" value="false">
    </object>
</div>
</body>
</html>
```

PingOZServer Example - Android

Copyright © FORCS Co.,LTD. All rights reserved.

Viewer

```
...
@Override
public void onCreate(Bundle savedInstanceState)
{
...
    viewer.Document().PingOZServer("http://127.0.0.1:8080/oz/server");
    //Document_PingOZServer can also be used
    //viewer.Document_PingOZServer("http://127.0.0.1:8080/oz/server");
...
}
...
```

PingOZServer Example - iOS Viewer

ViewController.h

```
#import <UIKit/UIKit.h>
#import "OZReportAPI.h"

@interface ViewController : UIViewController
{
    IBOutlet UIView* _reportView;
}
```

Copyright © FORCS Co.,LTD. All rights reserved.

```
@property (nonatomic, strong) OZReportViewer* viewer;

-(IBAction)onPingOZServer:(id)sender;
...
```

ViewController.m

```
...
-(IBAction)onPingOZServer:(id)sender
{
    if(self.viewer == nil) {
        return;
    }
    NSString* url = @"http://127.0.0.1:8080/oz/server";
    [self.viewer.Document PingOZServer:url];
    //Document_PingOZServer can also be used
    //[self.viewer Document_PingOZServer:url];
}
...
```

PingOZServer Example - WinUWP Viewer

C#

Copyright © FORCS Co.,LTD. All rights reserved.

MainPage.xaml.cs

```
public void onPingOZServer()
{
    if (_viewer == null)  {
        return;
    }
    string url = "http://127.0.0.1:8080/oz/server";
    bool ping = _viewer.Document.PingOZServer(url);
    //Document_PingOZServer can also be used
    //bool ping = _viewer.Document_PingOZServer(url);
}
```

C++/CX

MainPage.xaml.h

```
private :
    OZReportViewer _viewer;
public :
    void onPingOZServer();
```

MainPage.xaml.cpp

```
void OZWinUWPViewerSample::onPingOZServer()
{
    if (_viewer == nullptr)  {
        return;
    }
    String^ url = "http://127.0.0.1:8080/oz/server";
    bool ping = _viewer->Document->PingOZServer(url);
```

Copyright © FORCS Co.,LTD. All rights reserved.

```
    //Document_PingOZServer can also be used
    //bool ping = _viewer->Document_PingOZServer(url);
}
```


Copyright © FORCS Co.,LTD. All rights reserved.

ReBind

Rebind the report based on the setting parameter.

Arguments

docIndex - Report index. (zero-based index)

type - Rebind type.

param - Set the value of parameters. Set as "ParameterName=ParameterValuedelimiter ... delimiterParameterName=ParameterValue" format.

delimiter - Delimiter. Can be omitted. (The default value : \n)

keepEditing - Whether to keep the additions and changes in the preview window. The memo, comments, callout shapes(lines, arrows, rectangles, circles), text edits, and input component value will be maintained. Can be omitted. (The default value : true)

Reference

The rebind types are as follows:

data	Refresh parameter's value, data, report. The keepEditing argument applies as the value you set.
label	Refresh only the text of the parameter label. The keepEditing argument is always applied to true.
report	Refresh parameter's value and report. The keepEditing argument applies as the value you set.

Copyright © FORCS Co.,LTD. All rights reserved.

ReBind Example - ActiveX Viewer

```
<html>
<head>
<script language="JavaScript">
  function ReBind() {
    var
param="connection.pcount=2;connection.args1=city=Seoul;connection.args2=gender=
F";
    OZViewer.ReBind(0, "data", param, ";");
  }
</script>
</head>
<body>
<input type="button" value="Rebind Report" onclick="ReBind()">
<br>
<br>
<div id="RunOZViewer">
  <object id="OZViewer" classid="clsid:0DEF32F8-170F-46f8-B1FF-4BF7443F5F25"
width="100%" height="100%">
    <param name="connection.servlet" value="http://127.0.0.1:8080/oz/server">
    <param name="connection.reportname" value="sample.ozr">
    <param name="viewer.isframe" value="false">
  </object>
</div>
</body>
```


Copyright © FORCS Co.,LTD. All rights reserved.

```
</html>
```

ReBind Example - HTML5 Viewer

```
<!DOCTYPE html>
<html style="height:100%">
<head>
<meta http-equiv="X-UA-Compatible" content="IE=edge"/>
<script src="http://code.jquery.com/jquery-2.0.3.min.js"></script>
<link rel="stylesheet" href="http://code.jquery.com/ui/1.12.1/themes/base/jquery-ui.css" type="text/css"/>
<script src="http://code.jquery.com/ui/1.12.1/jquery-ui.min.js"></script>
<link rel="stylesheet" href="http://127.0.0.1:8080/ozrviewer/ui.dynatree.css" type="text/css"/>
<script type="text/javascript" src="http://127.0.0.1:8080/ozrviewer/jquery.dynatree.js" charset="utf-8"></script>
<script type="text/javascript" src="http://127.0.0.1:8080/ozrviewer/OZJSViewer.js" charset="utf-8"></script>
<!-- If you want to run the HTML5SVG viewer please change the OZJSViewer.js to OZJSSVGViewer.js.
<script type="text/javascript" src="http://127.0.0.1:8080/ozrviewer/OZJSSVGViewer.js" charset="utf-8"></script>
-->
<script language="JavaScript">
```

Copyright © FORCS Co.,LTD. All rights reserved.

```
  function ReBind() {
      var
param="connection.pcount=2;connection.args1=city=Seoul;connection.args2=gender=
F";
      OZViewer.ReBind(0, "data", param, ";");
  }
</script>
</head>
<body style="width:98%;height:98%">
<input type="button" value="Rebind Report" onclick="ReBind()">
<div id="OZViewer" style="width:98%;height:98%"></div>
<script type="text/javascript">
  function SetOZParamters_OZViewer(){
      var oz;
      oz = document.getElementById("OZViewer");
      oz.sendToActionScript("connection.servlet","http://127.0.0.1:8080/oz/server");
      oz.sendToActionScript("connection.reportname","sample.ozr");
      return true;
  }
  start_ozjs("OZViewer","http://127.0.0.1:8080/ozrviewer/");
</script>
</body>
</html>
```


Copyright © FORCS Co.,LTD. All rights reserved.

ReBind Example - Android Viewer

```
...
@Override
public void onCreate(Bundle savedInstanceState)
{
...
   viewer.ReBind(0, "data",
"connection.pcount=2;connection.args1=city=Seoul;connection.args2=gender=F", ";");
...
}
...
```

ReBind Example - iOS Viewer

ViewController.h

```
#import <UIKit/UIKit.h>
#import "OZReportAPI.h"

@interface ViewController : UIViewController
{
   IBOutlet UIView* _reportView;
}
```

Copyright © FORCS Co.,LTD. All rights reserved.

```
@property (nonatomic, strong) OZReportViewer* viewer;

-(IBAction)onReBind:(id)sender;
...
```

ViewController.m

```
...
-(IBAction)onReBind:(id)sender
{
    if(self.viewer == nil) {
        return;
    }
    NSString* strParam =
@"connection.pcount=2;connection.args1=city=Seoul;connection.args2=gender=F";
    [self.viewer ReBind:0 type:@"data" param:strParam delimiter:@";"];
}
...
```

ReBind Example - WinUWP Viewer

C#

MainPage.xaml.cs

```
public void onRebind()
{
```


Copyright © FORCS Co.,LTD. All rights reserved.

```
    if (_viewer == null)  {
        return;
    }
    string param =
"connection.pcount=2;connection.args1=city=Seoul;connection.args2=gender=F";
    _viewer.Rebind(0, "data", param, ";");
}
```

C++/CX

MainPage.xaml.h

```
private :
    OZReportViewer _viewer;
public :
    void onRebind();
```

MainPage.xaml.cpp

```
void OZWinUWPViewerSample::onRebind()
{
    if (_viewer == nullptr)  {
        return;
    }
    String^ param =
"connection.pcount=2;connection.args1=city=Seoul;connection.args2=gender=F";
    _viewer->Rebind(0, "data", param, ";");
}
```

Copyright © FORCS Co.,LTD. All rights reserved.

Script

Run the functions of the viewer.

Arguments

command - Commands that control functions.

Script Commands

The Script function offers various commands:

- Commands (A-B)
- Commands (C)
- Commands (D-F)
- Commands (H-N)
- Commands (O-R)
- Commands (S)
- Commands (T-Z)

Note

- ReportIndex must be set to zero-based index.
- PageIndex must be set to the 1-based index.

Copyright © FORCS Co.,LTD. All rights reserved.

Script Commands (A-B)

about

Click the "About" icon.

attacharrow

Click the "Add arrow" icon.

attachcheckmark

Click the "Add checkmark" icon.

attachcircle

Click the "Add circle" icon.

attachimage

Add image. This option only supports Android/iOS/WinUWP Viewer.

attachimage,pickmode=type

Add image. The default value is album. This option only supports Android/iOS/WinUWP Viewer.

attachline

Click the "Add line" icon.

attachmemo

Click the "Add memo" icon.

attachrectangle

Click the "Add rectangle" icon.

bankbookprint

Click the "Bankbook print" icon.

Copyright © FORCS Co.,LTD. All rights reserved.

Script Commands (C)

clear_chat

Delete all conversations in the chat window. This command only supports e-Form.

close

Close the current report.

close_chat

Close all chat windows on the main screen and sub-screen. This command only supports e-Form.

close_except_first_report

Close the current report. However, if the current report is the first report, then it doesn't close.

closeall

Close all reports.

closereport=ReportIndex

Close the specified report. If "global.concatpage" value is true, close all reports.

comment_clear

Deletes all comments in the current report. This command only supports e-Form.

comment_clear_all

Deletes all comments in all reports. This command only supports e-Form.

comment_clear_at=ReportIndex

Deletes all comments in the specified report. This command only supports e-Form.

Copyright © FORCS Co.,LTD. All rights reserved.

comment_highlightpen_color=HighlightPenColor

Select the highlight pen color. This command only supports e-Form.

comment_highlightpen_thick=HighlightPenThickness

Select the highlight pen thickness. This command only supports e-Form.

comment_pen_color=PenColor

Select the pen color. This command only supports e-Form.

comment_pen_thick=PenThickness

Select the pen thickness. This command only supports e-Form.

commentbar_clear_all

Clear all comments. This command only supports e-Form.

commentbar_drawborder_all

Select draw border on the comment toolbar. This command only supports e-Form.

commentbar_eraser_all

Selects eraser on the comment toolbar. This command only supports e-Form.

commentbar_fillbackground_all

Select fill background on the comment toolbar. This command only supports e-Form.

commentbar_hand_all

Select hand on comment toolbar. This command only supports e-Form.

commentbar_highlightpen_all

Select a highlight pen on the comment toolbar. This command only supports e-Form.

commentbar_pen_all

Select a pen on the comment toolbar. This command only supports e-Form.

commentbar_redo

Copyright © FORCS Co.,LTD. All rights reserved.

Redo. It works only when the value of "viewer.use_undo_redo" is true. This option only supports in the edit mode of the Android/iOS viewer.

commentbar_update_all

Update commentbar with parameter values. It is a command to be used for ScriptEx function. It updates the comment toolbar using viewer parameters given as the second argument of ScriptEx function. This command only supports e-Form.

commentbar_undo

Undo. It works only when the value of "viewer.use_undo_redo" is true. This option only supports in the edit mode of the Android/iOS viewer.

continuous_all

Set "Continuous" to the "Page Display" of all reports.

Script Commands (D-F)

disable_input_all

All input components of all reports status changes to disabled. This command only supports e-Form.

disable_input_at=ReportIndex

All input components status of the specified report changes to disabled. Lists the report index with a comma (,) as a separator when setting multiple reports. This command only supports e-Form.

disable_paging_all

Disable horizontal paging view of all reports in the Android/iOS/WinUWP viewer. This command only supports e-Form.

Copyright © FORCS Co.,LTD. All rights reserved.

disable_zoombymouse_all

Disable to change the zoom of all reports, while holding the <ctrl> key move the mouse wheel.

displayname_at=ReportIndex=ReportDisplayedName

Changes the display name of the specified report.

doublepage_all

Set "Double Page" to the "Page Display" of all reports.

doublepagecontinuous_all

Set "Double Page Continuous" to the "Page Display" of all reports.

edittool

Click the "Edit tool" icon.

enable_input_all

All input components of all reports status changes to enabled. The component that the value of the "Enable" property is "False" does not apply. In multi-screen environments, even if you enable all components using this parameter, the components disabled using the multiscreen.main_disable_types and multiscreen.sub_disable_types parameters are not enabled. This command only supports e-Form.

enable_input_at=ReportIndex

All input components status of the specified report changes to enabled. Lists the report index with a comma (,) as a separator when setting multiple reports. The component that the value of the "Enable" property is "False" does not apply. In multi-screen environments, even if you enable all components using this parameter, the components disabled using the multiscreen.main_disable_types and multiscreen.sub_disable_types parameters are not enabled. This command only supports e-Form.

enable_paging_all

Copyright © FORCS Co.,LTD. All rights reserved.

Enable horizontal paging view of all reports in the Android/iOS/WinUWP viewer. Even if you set this parameter, it will not be applied when pagination is set to "Double page" or "Double page continuous". This command only supports e-Form.

enable_zoombymouse_all

Enable to change the zoom of all reports, while holding the <ctrl> key move the mouse wheel.

end

Go to the last page.

end_all

All reports go to the last page.

end_report

Go to the last report.

endedit

Exit editing status of the input component. If there is a component that you are editing in the specified page of the specified report exit the editing status. In addition, the changes apply to components and return the focus, and the OnValueChanged and OnKillFocus events are called. This command only supports e-Form Mobile.

exit

Exit viewer.

find

Click the "Search" icon.

find_silent

Find string without running the find dialog box.

Copyright © FORCS Co.,LTD. All rights reserved.

Script Commands (H-N)

handtool

Click the "Hand tool" icon.

hend

Go to the last page in the horizontal direction.

hhome

Go to the first page in the horizontal direction.

hide_comment_at_inputmode_all

Hide comments when not in the comments mode. This command only supports e-Form.

hide_commentbar_all

Hide the edit mode icon in the Android/iOS/WinUWP viewer, and hide the comment toolbar in other viewers. This command only supports e-Form.

hide_horizontalscroll_all

Hide horizontal scrollbar of all reports.

hidereport=ReportIndex

Hide the specified report. After the report is hidden, the page number, the tree window, and the thumbnail window are synchronized based on the report displayed in the viewer window. When the parent report is hidden, the child reports are hidden at the same time. If the current report is to be hidden, the next report is displayed in the viewer window. However, the previous report is displayed if there is no next report.

hnext

Go to the next page in the horizontal direction.

home

Copyright © FORCS Co.,LTD. All rights reserved.

Go to the first page.

home_all

All reports go to the first page.

home_report

Go to the first report.

hprev

Go to the previous page in the horizontal direction.

inputparam

Click the "Input parameter" icon.

inversepaper

Change page orientation.

maxzoom=Ratio

Set the maximum percentage of the current report to zoom in.

maxzoom_all=Ratio

Set the maximum percentage of all reports to zoom in.

minzoom=Ratio

Set the minimum percentage of the current report to zoom out.

minzoom_all=Ratio

Set the minimum percentage of all reports to zoom out.

mode_comment_all

Change edit mode in the Android/iOS/WinUWP viewer, and change comments mode in other viewers. This command only supports e-Form.

mode_input_all

Copyright © FORCS Co.,LTD. All rights reserved.

Change input mode in the Android/iOS/WinUWP viewer, and change previous mode in other viewers. This command only supports e-Form.

movepage=number

Go to the specified page number.

movereport=ReportIndex

Go to the specified report.

multiscreen_mode_comment_all

Change sub-screen to comment mode. This command only supports e-Form.

multiscreen_mode_input_all

Change sub-screen to input mode. This command only supports e-Form.

multiscreenguide

Guide mode.

navigator

Show page navigator in the Android/iOS/WinUWP viewer, and show page coordinate window in other viewers.

next

Go to the next page.

next_report

Go to the next report.

Script Commands (O-R)

open

Copyright © FORCS Co.,LTD. All rights reserved.

Click the "Open" icon.

open_chat

Display chat window on the main screen and sub-screen. This command only supports e-Form.

ozdhistory

Show saved history. Executed only when the file is an OZD file containing the revision history of input components. This command only supports e-Form Mobile.

pagesetup

Click the "Page setup" icon.

paging_fittocontents

Fit to contents at horizontal paging view mode in the Android/iOS/WinUWP viewer. This command only supports e-Form.

paging_fittoframe

Fit to frame at horizontal paging view mode in the Android/iOS/WinUWP viewer. This command only supports e-Form.

paging_fittowidth

Fit to width at horizontal paging view mode in the Android/iOS/WinUWP viewer. This command only supports e-Form.

paging_nofit

Maintain previous view mode at horizontal paging view mode in the Android/iOS/WinUWP viewer. This command only supports e-Form.

paging_printsize

Display as a print size at horizontal paging view mode in the Android/iOS/WinUWP viewer. This command only supports e-Form.

paging_zoom=Ratio

Copyright © FORCS Co.,LTD. All rights reserved.

Zoom to the specified value at horizontal paging view mode in the Android/iOS/WinUWP viewer. This command only supports e-Form.

prev

Go to the previous page.

prev_report

Go to the previous report.

print

Click the "Print the report" icon.

refresh

Click the "Report refresh" icon.

resetzoom

Set the zoom to 100%.

Script Commands (S)

save

Click the "Save" icon.

save_memorystream

Save to Memory Stream. The saved result can be used in the OZExportMemoryStreamCallBack event. The "Execute after save" option works to false. If the "Destination" option is "Mail" or "OZ Mail", the mail program will run without attachments.

savecsv

Copyright © FORCS Co.,LTD. All rights reserved.

Click the "Save CSV" icon.

savedm

Click the "Save Data" icon.

savedm_memorystream

Save to Memory Stream. The saved result can be used in the OZExportMemoryStreamCallBack event. If the "Destination" option is "Mail" or "OZ Mail, the mail program will run without attachments.

savedoc

Click the "Save DOC" icon.

savegif

Click the "Save GIF" icon.

savehan97

Click the "Save HML97" icon.

savehtml

Click the "Save HTML" icon.

savehwp

Click the "Save HML" icon.

savejpg

Click the "Save JPG" icon.

savemht

Click the "Save MHT" icon.

saveozd

Click the "Save OZD" icon.

Copyright © FORCS Co.,LTD. All rights reserved.

savepdf

Click the "Save PDF" icon.

savepng

Click the "Save PNG" icon.

saveppt

Click the "Save PPT" icon.

savesvg

Click the "Save SVG" icon.

savetiff

Click the "Save TIF" icon.

savetxt

Click the "Save TXT" icon.

savexls

Click the "Save XLS" icon.

scroll_top

Scroll to top.

show_comment_at_inputmode_all

Always show comments regardless of the viewer mode. This command only supports e-Form.

show_commentbar_all

Show edit mode icon in the Android/iOS/WinUWP viewer, show comment toolbar in other viewers. This command only supports e-Form.

show_horizontalscroll_all

Copyright © FORCS Co.,LTD. All rights reserved.

Show horizontal scrollbar of all reports.

showconsole

Show console.

showpagesorter

Show page sorter.

showreport=ReportIndex

Show the specified report. After the report is shown, the page number, the tree window, and the thumbnail window are synchronized based on the report displayed in the viewer window. When the specified report is shown, the hidden top-level reports and child reports will be displayed.

showthumbnail

Show thumbnail.

showtree

Show report tree.

singlepage_all

Set "Single Page" to the "Page Display" of all reports.

singlepagecontinuous_all

Set "Single Page Continuous" to the "Page Display" of all reports.

subscreen_active_at=ReportIndex

Display the selected report on the sub-screen. This command only supports e-Form.

subscreen_endedit

End the edit mode of the input component being edited in the sub-screen window. If there is a component that you are editing in the specified page of the specified report exit the

Copyright © FORCS Co.,LTD. All rights reserved.

editing status. In addition, the changes apply to components and return the focus, and the OnValueChanged and OnKillFocus events are called. This command only supports e-Form.

subscreen_hide_thumbnail

Hide the page thumbnail on the sub-screen. Displays the "Show thumbnail" icon. This command only supports e-Form.

subscreen_inactive_all

Hide the viewer on the sub-screen. This command only supports e-Form.

subscreen_show_thumbnail

Display the page thumbnail on the sub-screen. Hides the "Show thumbnail" icon. This command only supports e-Form.

subscreen_signpad_clear

Clear the signature in the signature input window displayed on the sub-screen.

subscreen_zoomin

Zoom in the report displayed in the sub-screen. This command only supports e-Form.

subscreen_zoomout

Zoom out the report displayed in the sub-screen. This command only supports e-Form.

subscreen_zoomreset

Reset the report displayed in the sub-screen. This command only supports e-Form.

Script Commands (T-Z)

textselecttool

Click the "Text Select tool" icon.

Copyright © FORCS Co.,LTD. All rights reserved.

update_address_info=AddressInformation

Set the address information to be displayed in the address search window on the sub-screen. The address information is set as a JSON string in {"address":{"totalcount":Total number of addresses,"pagenum":The page number,"requestcount":5,"items":["The first address",...,"The fifth address"]}} format. This command only supports e-Form.

update_customsearch_info=SearchWindowInformation

Set the search window information displayed when the search button is clicked on the numeric keypad of the sub-screen. The search window information is set as a JSON string in {"window_title":"The windows title,"columns":[{"title":"The title of the first column","alignment":"left","width":"60%"},{"title":"The title of the second column","alignment":"right","width":"40%"}],"items":[{"display":[{"text":"The first column text of line 1"},{"text":"The second column text of line 1"}],"value":"The return value when selecting row 1"},...,{"display":[{"text":"The first column text of line n},{"text":"The second column text of line n"}],"value":"The return value when selecting row n"}]}. This command only supports e-Form.

vend

Go to the last page in the vertical direction.

vhome

Go to the first page in the vertical direction.

viewfittocontents

Set "Show fit to contents" to the "View mode".

viewfittoframe

Set "Show fit to frame" to the "View mode".

viewfittowidth

Set "Show fit to width" to the "View mode".

viewnormal

Copyright © FORCS Co.,LTD. All rights reserved.

Set "Show realsize" to the "View mode".

viewprintsize

Set "Show print size" to the "View mode".

vnext

Go to the next page in the vertical direction.

vprev

Go to the previous page in the vertical direction.

zoom=Ratio

Zoom to the specified value.

zoom_all=Ratio

Zoom to the specified value of all reports.

zoomin

Click the "Zoom in" icon.

zoomout

Click the "Zoom out" icon.

Script Example - ActiveX Viewer

```
<html>
<head>
<script language="JavaScript">
  function Report_Save() {
```

Copyright © FORCS Co.,LTD. All rights reserved.

```
        OZViewer.Script("save");
    }
    function Report_Print() {
        OZViewer.Script("print");
    }
</script>
</head>
<body>
<input type="button" value="Save Report" onclick="Report_Save()">
<input type="button" value="Print Report" onclick="Report_Print()">
<br>
<br>
<div id="RunOZViewer">
    <object id="OZViewer" classid="clsid:0DEF32F8-170F-46f8-B1FF-4BF7443F5F25"
width="100%" height="100%">
        <param name="connection.servlet" value="http://127.0.0.1:8080/oz/server">
        <param name="connection.reportname" value="sample.ozr">
        <param name="viewer.isframe" value="false">
    </object>
</div>
</body>
</html>
```

Script Example - HTML5 Viewer

Copyright © FORCS Co.,LTD. All rights reserved.

```
<!DOCTYPE html>
<html style="height:100%">
<head>
<meta http-equiv="X-UA-Compatible" content="IE=edge"/>
<script src="http://code.jquery.com/jquery-2.0.3.min.js"></script>
<link rel="stylesheet" href="http://code.jquery.com/ui/1.12.1/themes/base/jquery-
ui.css" type="text/css"/>
<script src="http://code.jquery.com/ui/1.12.1/jquery-ui.min.js"></script>
<link rel="stylesheet" href="http://127.0.0.1:8080/ozrviewer/ui.dynatree.css"
type="text/css"/>
<script type="text/javascript" src="http://127.0.0.1:8080/ozrviewer/jquery.dynatree.js"
charset="utf-8"></script>
<script type="text/javascript" src="http://127.0.0.1:8080/ozrviewer/OZJSViewer.js"
charset="utf-8"></script>
<!-- If you want to run the HTML5SVG viewer please change the OZJSViewer.js to
OZJSSVGViewer.js.
<script type="text/javascript" src="http://127.0.0.1:8080/ozrviewer/OZJSSVGViewer.js"
charset="utf-8"></script>
-->
<script language="JavaScript">
  function Report_Save(){
    OZViewer.Script("save");
  }
  function Report_Print(){
    OZViewer.Script("print");
  }
</script>
```

Copyright © FORCS Co.,LTD. All rights reserved.

```
</head>
<body style="width:98%;height:98%">
<input type="button" value="Save Report" onclick="Report_Save()">
<input type="button" value="Print Report" onclick="Report_Print()">
<div id="OZViewer" style="width:98%;height:98%"></div>
<script type="text/javascript">
  function SetOZParamters_OZViewer(){
    var oz;
    oz = document.getElementById("OZViewer");
    oz.sendToActionScript("connection.servlet","http://127.0.0.1:8080/oz/server");
    oz.sendToActionScript("connection.reportname","sample.ozr");
    return true;
  }
  start_ozjs("OZViewer","http://127.0.0.1:8080/ozrviewer/");
</script>
</body>
</html>
```

Script Example - Android Viewer

```
...
@Override
public void onCreate(Bundle savedInstanceState)
{
```


Copyright © FORCS Co.,LTD. All rights reserved.

```
...
    viewer.Script("save");
...
}
...
```

Script Example - iOS Viewer

ViewController.h

```
#import <UIKit/UIKit.h>
#import "OZReportAPI.h"

@interface ViewController : UIViewController
{
    IBOutlet UIView* _reportView;
}
@property (nonatomic, strong) OZReportViewer* viewer;

-(IBAction)onScript_save:(id)sender;
...
```

ViewController.m

```
...
-(IBAction)onScript_save:(id)sender
{
```

Copyright © FORCS Co.,LTD. All rights reserved.

```
    if(self.viewer == nil) {
        return;
    }
    [self.viewer Script:@"save"];
}
...
```

Script Example - WinUWP Viewer

C#

MainPage.xaml.cs

```
public void onScript_save()
{
    if (_viewer == null)  {
        return;
    }
    _viewer.Script("save");
}
```

C++/CX

MainPage.xaml.h

```
private :
    OZReportViewer _viewer;
```


Copyright © FORCS Co.,LTD. All rights reserved.

```
public :
    void onScript_save();
```

MainPage.xaml.cpp

```
void OZWinUWPViewerSample::onScript_save()
{
    if (_viewer == nullptr)  {
        return;
    }
    _viewer->Script("save");
}
```

Copyright © FORCS Co.,LTD. All rights reserved.

ScriptEx

Run the functions of the viewer by setting the value of parameters.

Arguments

command - Commands that control functions.

param - Set the value of parameters. Set as "ParameterName=ParameterValuedelimiter ... delimiterParameterName=ParameterValue" format.

delimiter - Delimiter. Can be omitted. (The default value: \n)

Reference

Script function can set only a command, however, ScriptEx function can set parameters and the delimiter as well. For commands to control the viewer, see Script function. To give the comment parameter as the second argument of ScriptEx function and apply it to the comment toolbar, set the first argument to one of the following commands.

- commentbar_clear_all
- commentbar_highlightpen_all
- commentbar_pen_all
- commentbar_update_all
- hide_comment_at_inputmode_all
- hide_commentbar_all
- mode_comment_all
- mode_input_all
- show_comment_at_inputmode_all
- show_commentbar_all

Copyright © FORCS Co.,LTD. All rights reserved.

ScriptEx Example - ActiveX Viewer

```
<html>
<head>
<script language="JavaScript">
   function Report_Save() {
      OZViewer.ScriptEx("save", "export.applyformat=xls;excel.path=c:\
\temp\;excel.filename=sample.xls", ";");
   }
   function Report_Print() {
      OZViewer.ScriptEx("print",
"print.copies=2;print.pagerange=current;print.lockopt=true", ";");
   }
</script>
</head>
<body>
<input type="button" value="Save Report" onclick="Report_Save()">
<input type="button" value="Print Report" onclick="Report_Print()">
<br>
<br>
<div id="RunOZViewer">
   <object id="OZViewer" classid="clsid:0DEF32F8-170F-46f8-B1FF-4BF7443F5F25"
width="100%" height="100%">
      <param name="connection.servlet" value="http://127.0.0.1:8080/oz/server">
      <param name="connection.reportname" value="sample.ozr">
      <param name="viewer.isframe" value="false">
```

Copyright © FORCS Co.,LTD. All rights reserved.

```
  </object>
</div>
</body>
</html>
```

ScriptEx Example - HTML5 Viewer

```
<!DOCTYPE html>
<html style="height:100%">
<head>
<meta http-equiv="X-UA-Compatible" content="IE=edge"/>
<script src="http://code.jquery.com/jquery-2.0.3.min.js"></script>
<link rel="stylesheet" href="http://code.jquery.com/ui/1.12.1/themes/base/jquery-
ui.css" type="text/css"/>
<script src="http://code.jquery.com/ui/1.12.1/jquery-ui.min.js"></script>
<link rel="stylesheet" href="http://127.0.0.1:8080/ozrviewer/ui.dynatree.css"
type="text/css"/>
<script type="text/javascript" src="http://127.0.0.1:8080/ozrviewer/jquery.dynatree.js"
charset="utf-8"></script>
<script type="text/javascript" src="http://127.0.0.1:8080/ozrviewer/OZJSViewer.js"
charset="utf-8"></script>
<!-- If you want to run the HTML5SVG viewer please change the OZJSViewer.js to
OZJSSVGViewer.js.
```


Copyright © FORCS Co.,LTD. All rights reserved.

```
<script type="text/javascript" src="http://127.0.0.1:8080/ozrviewer/OZJSSVGViewer.js"
charset="utf-8"></script>
-->
<script language="JavaScript">
  function Report_Save() {
    OZViewer.ScriptEx("save", "export.applyformat=xls;excel.filename=sample.xls",
";");
  }
  function Report_Print() {
    OZViewer.ScriptEx("print",
"print.copies=2;print.pagerange=current;print.lockopt=true", ";");
  }
</script>
</head>
<body style="width:98%;height:98%">
<input type="button" value="Save Report" onclick="Report_Save()">
<input type="button" value="Print Report" onclick="Report_Print()">
<div id="OZViewer" style="width:98%;height:98%"></div>
<script type="text/javascript">
  function SetOZParamters_OZViewer(){
    var oz;
    oz = document.getElementById("OZViewer");
    oz.sendToActionScript("connection.servlet","http://127.0.0.1:8080/oz/server");
    oz.sendToActionScript("connection.reportname","sample.ozr");
    return true;
  }
  start_ozjs("OZViewer","http://127.0.0.1:8080/ozrviewer/");
```

Copyright © FORCS Co.,LTD. All rights reserved.

```
</script>
</body>
</html>
```

ScriptEx Example - Android Viewer

```
...
@Override
public void onCreate(Bundle savedInstanceState)
{
...
    viewer.ScriptEx("save", "export.applyformat=xls;excel.autofit=true", ";");
...
}
...
```

ScriptEx Example - iOS Viewer

ViewController.h

```
#import <UIKit/UIKit.h>
#import "OZReportAPI.h"
```


Copyright © FORCS Co.,LTD. All rights reserved.

```

@interface ViewController : UIViewController
{
    IBOutlet UIView* _reportView;
}
@property (nonatomic, strong) OZReportViewer* viewer;

-(IBAction)onScriptEx_save:(id)sender;
...
```

ViewController.m

```
...
-(IBAction)onScriptEx_save:(id)sender
{
    if(self.viewer == nil) {
        return;
    }
    NSString* strParam = @"export.applyformat=xls;excel.autofit=true";
    [self.viewer ScriptEx:@"save" param:strParam delimiter:@";"];
}
...
```

ScriptEx Example - WinUWP Viewer

Copyright © FORCS Co.,LTD. All rights reserved.

C#

MainPage.xaml.cs

```
public void onScriptEx_save()
{
    if (_viewer == null)  {
        return;
    }
    string param = "export.applyformat=xls;excel.autofit=true";
    _viewer.ScriptEx("save", param, ";");
}
```

C++/CX

MainPage.xaml.h

```
private :
    OZReportViewer _viewer;
public :
    void onScriptEx_save();
```

MainPage.xaml.cpp

```
void OZWinUWPViewerSample::onScriptEx_save()
{
    if (_viewer == nullptr)  {
        return;
    }
    String^ param = "export.applyformat=xls;excel.autofit=true";
    _viewer->ScriptEx("save", param, ";");
```


Copyright © FORCS Co.,LTD. All rights reserved.

```
}
```

Copyright © FORCS Co.,LTD. All rights reserved.

SetChartStyle

Change the chart type.

Arguments

type - Chart type.

Reference

To change the chart type, see ChartStyleConst.

SetChartStyle Example - ActiveX Viewer

```
<html>
<head>
<script language="JavaScript">
  function SetChartStyle() {
    OZViewer.Document.SetChartStyle("HBar_Bundle");
    //_SetChartStyle can also be used
    //OZViewer.Document_SetChartStyle("HBar_Bundle");
  }
</script>
```


Copyright © FORCS Co.,LTD. All rights reserved.

```
</head>
<body>
<input type="button" value="Change the chart type" onclick="SetChartStyle()">
<br>
<br>
<div id="RunOZViewer">
  <object id="OZViewer" classid="clsid:0DEF32F8-170F-46f8-B1FF-4BF7443F5F25"
width="100%" height="100%">
    <param name="connection.servlet" value="http://127.0.0.1:8080/oz/server">
    <param name="connection.reportname" value="sample.ozr">
    <param name="viewer.isframe" value="false">
  </object>
</div>
</body>
</html>
```

SetChartStyle Example - HTML5 Viewer

```
<!DOCTYPE html>
<html style="height:100%">
<head>
<meta http-equiv="X-UA-Compatible" content="IE=edge"/>
<script src="http://code.jquery.com/jquery-2.0.3.min.js"></script>
```

Copyright © FORCS Co.,LTD. All rights reserved.

```
<link rel="stylesheet" href="http://code.jquery.com/ui/1.12.1/themes/base/jquery-ui.css" type="text/css"/>
<script src="http://code.jquery.com/ui/1.12.1/jquery-ui.min.js"></script>
<link rel="stylesheet" href="http://127.0.0.1:8080/ozrviewer/ui.dynatree.css" type="text/css"/>
<script type="text/javascript" src="http://127.0.0.1:8080/ozrviewer/jquery.dynatree.js" charset="utf-8"></script>
<script type="text/javascript" src="http://127.0.0.1:8080/ozrviewer/OZJSViewer.js" charset="utf-8"></script>
<!-- If you want to run the HTML5SVG viewer please change the OZJSViewer.js to OZJSSVGViewer.js.
<script type="text/javascript" src="http://127.0.0.1:8080/ozrviewer/OZJSSVGViewer.js" charset="utf-8"></script>
-->
<script language="JavaScript">
  function SetChartStyle() {
    OZViewer.Document_SetChartStyle("HBar_Bundle");
  }
</script>
</head>
<body style="width:98%;height:98%">
<input type="button" value="Change the chart type" onclick="SetChartStyle()">
<div id="OZViewer" style="width:98%;height:98%"></div>
<script type="text/javascript">
  function SetOZParamters_OZViewer(){
    var oz;
    oz = document.getElementById("OZViewer");
```


Copyright © FORCS Co.,LTD. All rights reserved.

```
        oz.sendToActionScript("connection.servlet","http://127.0.0.1:8080/oz/server");
        oz.sendToActionScript("connection.reportname","sample.ozr");
        return true;
    }
    start_ozjs("OZViewer","http://127.0.0.1:8080/ozrviewer/");
</script>
</body>
</html>
```

SetChartStyle Example - Android Viewer

```
...
@Override
public void onCreate(Bundle savedInstanceState)
{
...
    viewer.Document().SetChartStyle("HBar_Bundle");
    //Document_SetChartStyle can also be used
    //viewer.Document_SetChartStyle("HBar_Bundle");
...
}
```

Copyright © FORCS Co.,LTD. All rights reserved.

```
...
```

SetChartStyle Example - iOS Viewer

ViewController.h

```
#import <UIKit/UIKit.h>
#import "OZReportAPI.h"

@interface ViewController : UIViewController
{
    IBOutlet UIView* _reportView;
}
@property (nonatomic, strong) OZReportViewer* viewer;

-(IBAction)onSetChartStyle:(id)sender;
...
```

ViewController.m

```
...
-(IBAction)onSetChartStyle:(id)sender
{
    if(self.viewer == nil) {
        return;
    }
    NSString* style = @"HBar_Bundle";
```


Copyright © FORCS Co.,LTD. All rights reserved.

```
    [self.viewer.Document SetChartStyle:style];
    //Document_SetChartStyle can also be used
    //[self.viewer Document_SetChartStyle:style];
}
...
```

SetChartStyle Example - WinUWP Viewer

C#

MainPage.xaml.cs

```
public void onSetChartStyle()
{
    if (_viewer == null)  {
        return;
    }
    string style = "HBar_Bundle";
    _viewer.Document.SetChartStyle(style);
    //Document_SetChartStyle can also be used
    //_viewer.Document_SetChartStyle(style);
}
```

Copyright © FORCS Co.,LTD. All rights reserved.

C++/CX

MainPage.xaml.h

```
private :
   OZReportViewer _viewer;
public :
   void onSetChartStyle();
```

MainPage.xaml.cpp

```
void OZWinUWPViewerSample::onSetChartStyle()
{
   if (_viewer == nullptr)  {
      return;
   }
   String^ style = "HBar_Bundle";
   _viewer->Document->SetChartStyle(style);
   //Document_SetChartStyle can also be used
   //_viewer->Document_SetChartStyle(style);
}
```


Copyright © FORCS Co.,LTD. All rights reserved.

SetGlobal

Sets the value of a global variable.

Arguments

key - Global variable key.

value - Global variable value.

docIndex - Report index. Zero-based index. Can be omitted. (The default value : 0)

SetGlobal Example - ActiveX Viewer

```
<html>
<head>
<script language="JavaScript">
  function SetGlobal() {
    OZViewer.Document.SetGlobal("company", "FORCS", 0);
    //_SetGlobal can also be used
    //OZViewer.Document_SetGlobal("company", "FORCS", 0);
  }
  function GetGlobal() {
    var result=OZViewer.Document.GetGlobal("company", 0);
    //_GetGlobal can also be used
    //var result=OZViewer.Document_GetGlobal("company", 0);
```

Copyright © FORCS Co.,LTD. All rights reserved.

```
        alert("company : " + result);
    }
</script>
</head>
<body>
<input type="button" value="Set a global variable" onclick="SetGlobal()">
<input type="button" value="Return a global variable" onclick="GetGlobal()">
<br>
<br>
<div id="RunOZViewer">
    <object id="OZViewer" classid="clsid:0DEF32F8-170F-46f8-B1FF-4BF7443F5F25"
width="100%" height="100%">
        <param name="connection.servlet" value="http://127.0.0.1:8080/oz/server">
        <param name="connection.reportname" value="sample.ozr">
        <param name="viewer.isframe" value="false">
    </object>
</div>
</body>
</html>
```

SetGlobal Example - HTML5 Viewer

```
<!DOCTYPE html>
<html style="height:100%">
```


Copyright © FORCS Co.,LTD. All rights reserved.

```
<head>
<meta http-equiv="X-UA-Compatible" content="IE=edge"/>
<script src="http://code.jquery.com/jquery-2.0.3.min.js"></script>
<link rel="stylesheet" href="http://code.jquery.com/ui/1.12.1/themes/base/jquery-
ui.css" type="text/css"/>
<script src="http://code.jquery.com/ui/1.12.1/jquery-ui.min.js"></script>
<link rel="stylesheet" href="http://127.0.0.1:8080/ozrviewer/ui.dynatree.css"
type="text/css"/>
<script type="text/javascript" src="http://127.0.0.1:8080/ozrviewer/jquery.dynatree.js"
charset="utf-8"></script>
<script type="text/javascript" src="http://127.0.0.1:8080/ozrviewer/OZJSViewer.js"
charset="utf-8"></script>
<!-- If you want to run the HTML5SVG viewer please change the OZJSViewer.js to
OZJSSVGViewer.js.
<script type="text/javascript" src="http://127.0.0.1:8080/ozrviewer/OZJSSVGViewer.js"
charset="utf-8"></script>
-->
<script language="JavaScript">
  function SetGlobal(){
    OZViewer.Document_SetGlobal("company", "FORCS", 0);
  }
  function GetGlobal(){
    var result;
    result=OZViewer.Document_GetGlobal("company", 0);
    alert("company : " + result);
  }
</script>
```

Copyright © FORCS Co.,LTD. All rights reserved.

```
</head>
<body style="width:98%;height:98%">
<input type="button" value="Set a global variable" onclick="SetGlobal()">
<input type="button" value="Return a global variable" onclick="GetGlobal()">
<div id="OZViewer" style="width:98%;height:98%"></div>
<script type="text/javascript">
  function SetOZParamters_OZViewer(){
    var oz;
    oz = document.getElementById("OZViewer");
    oz.sendToActionScript("connection.servlet","http://127.0.0.1:8080/oz/server");
    oz.sendToActionScript("connection.reportname","sample.ozr");
    return true;
  }
  start_ozjs("OZViewer","http://127.0.0.1:8080/ozrviewer/");
</script>
</body>
</html>
```

SetGlobal Example - Android Viewer

```
...
@Override
public void onCreate(Bundle savedInstanceState)
{
```


Copyright © FORCS Co.,LTD. All rights reserved.

```
...
    viewer.Document().SetGlobal("company", "FORCS", 0);
    //Document_SetGlobal can also be used
    //viewer.Document_SetGlobal("company", "FORCS", 0);
...
}
...
```

SetGlobal Example - iOS Viewer

ViewController.h

```
#import <UIKit/UIKit.h>
#import "OZReportAPI.h"

@interface ViewController : UIViewController
{
    IBOutlet UIView* _reportView;
}
@property (nonatomic, strong) OZReportViewer* viewer;

-(IBAction)onSetGlobal:(id)sender;
...
```

ViewController.m

```
...
```

Copyright © FORCS Co.,LTD. All rights reserved.

```
-(IBAction)onSetGlobal:(id)sender
{
   if(self.viewer == nil) {
      return;
   }
   var result = [self.viewer.Document SetGlobal:@"company" value:@"FORCS"
docIndex:0];
   //Document_SetGlobal can also be used
   //var result = [self.viewer Document_SetGlobal:@"company" value:@"FORCS"
docIndex:0];
}
...
```

SetGlobal Example - WinUWP Viewer

C#

MainPage.xaml.cs

```
public void onSetGlobal()
{
   if (_viewer == null)  {
      return;
   }
   var result = _viewer.Document.SetGlobal("company", "FORCS", 0);
```


Copyright © FORCS Co.,LTD. All rights reserved.

```
    //Document_SetGlobal can also be used
    //var result = _viewer.Document_SetGlobal("company", "FORCS", 0);
}
```

C++/CX

MainPage.xaml.h

```
private :
    OZReportViewer _viewer;
public :
    void onSetGlobal();
```

MainPage.xaml.cpp

```
void OZWinUWPViewerSample::onSetGlobal()
{
    if (_viewer == nullptr)  {
        return;
    }
    _viewer->Document->SetGlobal("company", "FORCS", 0);
    //Document_SetGlobal can also be used
    //_viewer->Document_SetGlobal("company", "FORCS", 0);
}
```

Copyright © FORCS Co.,LTD. All rights reserved.

SetOptions

Sets the execution option of the viewer.

Arguments

options - Viewer execution options. Sets the option value to the declared array object.

Reference

The viewer execution options are as follows:

attachment_dialog

Sets whether to display the Combine Photos menu when clicking the AttachmentButton. The default value is true. This option only supports HTML5JS Mobile Viewer.

print_exportfrom

The module that generates a printable PDF file when printing a report. The default value is viewer. This option only supports HTML5JS Viewer.

print_use_duplexprintbyreport

Sets whether to print the first page of the report on the front side of the paper when printing a multi-report on both sides. (The default value : false)

save_exportfrom

The module that generates a PDF file for export when saving a report. The default value is the empty. This option only supports HTML5JS Viewer.

signpad_dialog_fullscreen

The standard screen type used when displaying the dialog-type signature pad in full size. The default value is empty. An empty value displays it in 1/3 size of the viewer window,

Copyright © FORCS Co.,LTD. All rights reserved.

"viewer" displays it in the viewer's full screen, and "browser" displays it in the web browser's full screen. This option only supports HTML5JS Viewer.

user_defined_fonts

The list of fonts to be displayed in the Change properties dialog. The font names are listed with the comma (,) as the delimiter. This option only supports HTML5JS Viewer.

user_defined_function

The user-defined function to run when executing save, print, and save data features.

SetOptions Example - HTML5 Viewer

```
<!DOCTYPE html>
<html style="height:100%">
<head>
<meta http-equiv="X-UA-Compatible" content="IE=edge"/>
<script src="http://code.jquery.com/jquery-2.0.3.min.js"></script>
<link rel="stylesheet" href="http://code.jquery.com/ui/1.12.1/themes/base/jquery-ui.css" type="text/css"/>
<script src="http://code.jquery.com/ui/1.12.1/jquery-ui.min.js"></script>
<link rel="stylesheet" href="http://127.0.0.1:8080/ozrviewer/ui.dynatree.css" type="text/css"/>
<script type="text/javascript" src="http://127.0.0.1:8080/ozrviewer/jquery.dynatree.js" charset="utf-8"></script>
<script type="text/javascript" src="http://127.0.0.1:8080/ozrviewer/OZJSViewer.js" charset="utf-8"></script>
```

Copyright © FORCS Co.,LTD. All rights reserved.

```
<!-- If you want to run the HTML5SVG viewer please change the OZJSViewer.js to
OZJSSVGViewer.js.
<script type="text/javascript" src="http://127.0.0.1:8080/ozrviewer/OZJSSVGViewer.js"
charset="utf-8"></script>
-->
<script language="JavaScript">
  function SetOptions() {
    var opt = [];
    opt["attachment_dialog"] = false;
    OZViewer.SetOptions(opt);
  }
</script>
</head>
<body style="width:98%;height:98%">
<input type="button" value="Button1" onclick="SetOptions()">
<div id="OZViewer" style="width:98%;height:98%"></div>
<script type="text/javascript">
  function SetOZParamters_OZViewer(){
    var oz;
    oz = document.getElementById("OZViewer");
    oz.sendToActionScript("connection.servlet","http://127.0.0.1:8080/oz/server");
    oz.sendToActionScript("connection.reportname","sample.ozr");
    return true;
  }
  start_ozjs("OZViewer","http://127.0.0.1:8080/ozrviewer/");
</script>
</body>
```


Copyright © FORCS Co.,LTD. All rights reserved.

```
</html>
```

Copyright © FORCS Co.,LTD. All rights reserved.

TriggerExternalEvent

Runs the OnExternalEvent event of the current report and returns the value of the OnExternalEvent event passed in string format.

Arguments

param1 - The first parameter to pass to OnExternalEvent. Can be omitted. (The default value : "")
param2 - The second parameter to pass to OnExternalEvent. Can be omitted. (The default value : "")
param3 - The third parameter to pass to OnExternalEvent. Can be omitted. (The default value : "")
param4 - The fourth parameter to pass to OnExternalEvent. Can be omitted. (The default value : "")

TriggerExternalEvent Example - ActiveX Viewer

```
<html>
<head>
  <script language="JavaScript">
    function OZEFormInputEventCommand_OZViewer(docindex, formid, eventname, mainscreen) {
```


Copyright © FORCS Co.,LTD. All rights reserved.

```
        if(eventname == "OnValueChanged" && formid == "Married") {
            OZViewer.Document.TriggerExternalEvent("WeddingDay", "MM/dd/yyyy",
"0, 0, 255", true);
            //_TriggerExternalEvent can also be used
            //OZViewer.Document_TriggerExternalEvent("WeddingDay",
"MM/dd/yyyy", "0, 0, 255", true);
        }
    }
  </script>
</head>
<body>
<div id="RunOZViewer">
  <object id="OZViewer" classid="clsid:0DEF32F8-170F-46f8-B1FF-4BF7443F5F25"
width="100%" height="100%">
    <param name="connection.servlet" value="http://127.0.0.1:8080/oz/server">
    <param name="connection.reportname" value="sample.ozr">
    <param name="viewer.isframe" value="false">
    <param name="eform.inputeventcommand" value="true">
  </object>
</div>
</body>
</html>
```

Copyright © FORCS Co.,LTD. All rights reserved.

TriggerExternalEvent Example - HTML5 Viewer

```
<!DOCTYPE html>
<html style="height:100%">
<head>
<meta http-equiv="X-UA-Compatible" content="IE=edge"/>
<script src="http://code.jquery.com/jquery-2.0.3.min.js"></script>
<link rel="stylesheet" href="http://code.jquery.com/ui/1.12.1/themes/base/jquery-ui.css" type="text/css"/>
<script src="http://code.jquery.com/ui/1.12.1/jquery-ui.min.js"></script>
<link rel="stylesheet" href="http://127.0.0.1:8080/ozrviewer/ui.dynatree.css" type="text/css"/>
<script type="text/javascript" src="http://127.0.0.1:8080/ozrviewer/jquery.dynatree.js" charset="utf-8"></script>
<script type="text/javascript" src="http://127.0.0.1:8080/ozrviewer/OZJSViewer.js" charset="utf-8"></script>
<!-- If you want to run the HTML5SVG viewer please change the OZJSViewer.js to OZJSSVGViewer.js.
<script type="text/javascript" src="http://127.0.0.1:8080/ozrviewer/OZJSSVGViewer.js" charset="utf-8"></script>
-->
<script language="JavaScript">
  function OZEFormInputEventCommand_OZViewer(docindex, formid, eventname) {
    if(eventname == "OnValueChanged" && formid == "Married") {
```


Copyright © FORCS Co.,LTD. All rights reserved.

```
            OZViewer.Document_TriggerExternalEvent("WeddingDay", "MM/dd/yyyy",
"0, 0, 255", true);
        }
    }
</script>
</head>
<body style="width:98%;height:98%">
<div id="OZViewer" style="width:98%;height:98%"></div>
<script type="text/javascript">
    function SetOZParamters_OZViewer(){
        var oz;
        oz = document.getElementById("OZViewer");
        oz.sendToActionScript("connection.servlet","http://127.0.0.1:8080/oz/server");
        oz.sendToActionScript("connection.reportname","sample.ozr");
        oz.sendToActionScript("eform.inputeventcommand","true");
        return true;
    }
    start_ozjs("OZViewer","http://127.0.0.1:8080/ozrviewer/");
</script>
</body>
</html>
```

Copyright © FORCS Co.,LTD. All rights reserved.

TriggerExternalEvent Example - Android Viewer

```
...
import oz.api.OZReportCommandListener;
...

@Override
public void onCreate(Bundle savedInstanceState)
{
   super.onCreate(savedInstanceState);

   String params = "connection.servlet=http://127.0.0.1:8080/oz/server";
   params += "\n" + "connection.reportname=sample.ozr";
   params += "\n" + "eform.inputeventcommand=true";
   FrameLayout flayout = new FrameLayout(this);

   OZReportCommandListener listener = new OZReportCommandListener()
   {
      ...
      @Override
      public void OZEFormInputEventCommand(String docindex, String formid, String
eventname)
      {
```


Copyright © FORCS Co.,LTD. All rights reserved.

```
        if(eventname.equalsIgnoreCase("OnValueChanged") &&
formid.equalsIgnoreCase("Married")){
            viewer.Document().TriggerExternalEvent("WeddingDay", "MM/dd/yyyy",
"0, 0, 255", true);
            //Document_TriggerExternalEvent can also be used
            //viewer.Document_TriggerExternalEvent("WeddingDay", "MM/dd/yyyy",
"0, 0, 255", true);
        }
    }
    ...
  };
  viewer = OZReportAPI.createViewer(flayout, listener, params);
}
...
```

TriggerExternalEvent Example - iOS Viewer

ViewController.h

```
#import <UIKit/UIKit.h>
#import "OZReportAPI.h"

@interface ViewController : UIViewController <OZReportCommandListener>
```

Copyright © FORCS Co.,LTD. All rights reserved.

```
{
    IBOutlet UIView* _reportView;
}
...
```

ViewController.m

```
...
- (void) createViewer
{
...
    NSString* strParam = @"connection.servlet=http://127.0.0.1:8080/oz/server\n"
                         @"connection.servlet=http://127.0.0.1:8080/oz/server\n"
                         @"connection.reportname=sample.ozr\n"
                         @"eform.inputeventcommand=true";
    OZReportViewer* reportViewer = [OZReportAPI createViewer:self view:_reportView
param:strParam];
    self.viewer = reportViewer;
    [reportViewer release];
...
}

- (void) OZEFormInputEventCommand: (NSString*)docindex :(NSString*)formid :
(NSString*)eventname
{
    if([eventname isEqualToString:@"OnValueChanged"] && [formid
isEqualToString:@"Married"]) {
        [self.viewer.Document TriggerExternalEvent:@"WeddingDay"
param2:@"YYYY/MM/DD" param3:@"0, 0, 255" param4:@"true"];
```


Copyright © FORCS Co.,LTD. All rights reserved.

```
        //Document_TriggerExternalEvent can also be used
        //[self.viewer Document_TriggerExternalEvent:@"WeddingDay"
param2:@"YYYY/MM/DD" param3:@"0, 0, 255" param4:@"true"];
    }
}
...
```

TriggerExternalEvent Example - WinUWP Viewer

C#

MainPage.xaml.cs

```
public void onCreateReport()
{
    try  {
        if (_viewer != null)  {
            _viewer.Dispose();
        }
        string param =
"connection.servlet=http://127.0.0.1:8080/oz/server\nconnection.reportname=sample.
ozr\neform.inputeventcommand=true";
        OZListener listener = new OZListener();
```

Copyright © FORCS Co.,LTD. All rights reserved.

```
        _viewer = OZReportAPI.CreateViewer(Border, listener, param);
    }
    catch (Exception ex) {
        string s = ex.Message;
    }
}
```

OZListener.cs

```
using oz.api;
using oz.api;
using Windows.UI.Xaml;
using Windows.UI.Xaml.Controls;

namespace OZSample
{
    public class OZListener : OZReportCommandListener
    {
        // Override
        public void OZEFormInputEventCommand(string docindex, string formid, string
eventname)
        {
            if(eventname == "OnValueChanged" && formid == "Married")
            {
                _viewer.Document.TriggerExternalEvent("WeddingDay", "MM/dd/yyyy", "0,
0, 255", true);
                //Document_TriggerExternalEvent can also be used
                //_viewer.Document_TriggerExternalEvent("WeddingDay", "MM/dd/yyyy",
"0, 0, 255", true);
```


Copyright © FORCS Co.,LTD. All rights reserved.

```
        }
      }
    }
}
```

C++/CX

MainPage.xaml.h

```
private :
    OZReportViewer _viewer;
public :
    void onScriptEx_save();
```

MainPage.xaml.cpp

```
void OZWinUWPViewerSample::onCreateReport()
{
    try  {
        if (_viewer != nullptr)  {
            _viewer = nullptr;
        }
        String^ param =
"connection.servlet=http://127.0.0.1:8080/oz/server\nconnection.reportname=sample.
ozr\neform.inputeventcommand=true";
        OZListener^ listener = ref new OZListener();
        _viewer = OZReportAPI::CreateViewer(Border, listener, param);
    }
    catch (Exception^ ex) {
        String^ s = ex->Message;
```

Copyright © FORCS Co.,LTD. All rights reserved.

```
    }
}
```

OZListener.h

```
using namespace oz::api;
using namespace Windows::UI::Xaml;
using namespace Windows::UI::Xaml::Controls;

namespace OZWinUWPViewerSample
{
    public ref class OZListener sealed: public OZReportCommandListener
    {
        // Override
        public :
            virtual void OZEFormInputEventCommand(String^ docindex, String^ formid,
String^ eventname)
            {
                if(eventname == "OnValueChanged" && formid == "Married")
                {
                    _viewer->Document->TriggerExternalEvent("WeddingDay",
"MM/dd/yyyy", "0, 0, 255", true);
                    //Document_TriggerExternalEvent can also be used
                    //_viewer->Document_TriggerExternalEvent("WeddingDay",
"MM/dd/yyyy", "0, 0, 255", true);
                }
            }
    };
```


Copyright © FORCS Co.,LTD. All rights reserved.

```
}
```

Copyright © FORCS Co.,LTD. All rights reserved.

TriggerExternalEventByDocIndex

Runs the OnExternalEvent event of the specified report and returns the value of the OnExternalEvent event passed in string format.

Arguments

docIndex - Report index. Zero-based index.
param1 - The first parameter to pass to OnExternalEvent. Can be omitted. (The default value : "")
param2 - The second parameter to pass to OnExternalEvent. Can be omitted. (The default value : "")
param3 - The third parameter to pass to OnExternalEvent. Can be omitted. (The default value : "")
param4 - The fourth parameter to pass to OnExternalEvent. Can be omitted. (The default value : "")

TriggerExternalEventByDocIndex Example - ActiveX Viewer

```
<html>
<head>
  <script language="JavaScript">
```


Copyright © FORCS Co.,LTD. All rights reserved.

```
      function OZEFormInputEventCommand_OZViewer(docindex, formid,
eventname, mainscreen) {
          if(eventname == "OnValueChanged" && formid == "Married") {
              OZViewer.Document.TriggerExternalEventByDocIndex(0, "WeddingDay",
"MM/dd/yyyy", "0, 0, 255", true);
              //_TriggerExternalEventByDocIndex can also be used
              //OZViewer.Document_TriggerExternalEventByDocIndex(0, "WeddingDay",
"MM/dd/yyyy", "0, 0, 255", true);
          }
      }
   </script>
</head>
<body>
<div id="RunOZViewer">
  <object id="OZViewer" classid="clsid:0DEF32F8-170F-46f8-B1FF-4BF7443F5F25"
width="100%" height="100%">
      <param name="connection.servlet" value="http://127.0.0.1:8080/oz/server">
      <param name="connection.reportname" value="sample.ozr">
      <param name="viewer.isframe" value="false">
      <param name="eform.inputeventcommand" value="true">
  </object>
</div>
</body>
</html>
```

Copyright © FORCS Co.,LTD. All rights reserved.

TriggerExternalEventByDocIndex Example - HTML5 Viewer

```
<!DOCTYPE html>
<html style="height:100%">
<head>
<meta http-equiv="X-UA-Compatible" content="IE=edge"/>
<script src="http://code.jquery.com/jquery-2.0.3.min.js"></script>
<link rel="stylesheet" href="http://code.jquery.com/ui/1.12.1/themes/base/jquery-ui.css" type="text/css"/>
<script src="http://code.jquery.com/ui/1.12.1/jquery-ui.min.js"></script>
<link rel="stylesheet" href="http://127.0.0.1:8080/ozrviewer/ui.dynatree.css" type="text/css"/>
<script type="text/javascript" src="http://127.0.0.1:8080/ozrviewer/jquery.dynatree.js" charset="utf-8"></script>
<script type="text/javascript" src="http://127.0.0.1:8080/ozrviewer/OZJSViewer.js" charset="utf-8"></script>
<!-- If you want to run the HTML5SVG viewer please change the OZJSViewer.js to OZJSSVGViewer.js.
<script type="text/javascript" src="http://127.0.0.1:8080/ozrviewer/OZJSSVGViewer.js" charset="utf-8"></script>
-->
<script language="JavaScript">
  function OZEFormInputEventCommand_OZViewer(docindex, formid, eventname) {
    if(eventname == "OnValueChanged" && formid == "Married") {
```


Copyright © FORCS Co.,LTD. All rights reserved.

```
        OZViewer.Document_TriggerExternalEventByDocIndex(0, "WeddingDay",
"MM/dd/yyyy", "0, 0, 255", true);
      }
    }
</script>
</head>
<body style="width:98%;height:98%">
<div id="OZViewer" style="width:98%;height:98%"></div>
<script type="text/javascript">
    function SetOZParamters_OZViewer(){
      var oz;
      oz = document.getElementById("OZViewer");
      oz.sendToActionScript("connection.servlet","http://127.0.0.1:8080/oz/server");
      oz.sendToActionScript("connection.reportname","sample.ozr");
      oz.sendToActionScript("eform.inputeventcommand","true");
      return true;
    }
    start_ozjs("OZViewer","http://127.0.0.1:8080/ozrviewer/");
</script>
</body>
</html>
```

Copyright © FORCS Co.,LTD. All rights reserved.

TriggerExternalEventByDocIndex Example - Android Viewer

```
...
import oz.api.OZReportCommandListener;
...

@Override
public void onCreate(Bundle savedInstanceState)
{
   super.onCreate(savedInstanceState);

   String params = "connection.servlet=http://127.0.0.1:8080/oz/server";
   params += "\n" + "connection.reportname=sample.ozr";
   params += "\n" + "eform.inputeventcommand=true";
   FrameLayout flayout = new FrameLayout(this);

   OZReportCommandListener listener = new OZReportCommandListener()
   {
      ...
      @Override
      public void OZEFormInputEventCommand(String docindex, String formid, String
eventname)
      {
```


Copyright © FORCS Co.,LTD. All rights reserved.

```
        if(eventname.equalsIgnoreCase("OnValueChanged") &&
formid.equalsIgnoreCase("Married")){
            viewer.Document().TriggerExternalEventByDocIndex(0, "WeddingDay",
"MM/dd/yyyy", "0, 0, 255", true);
            //Document_TriggerExternalEventByDocIndex can also be used
            //viewer.Document_TriggerExternalEventByDocIndex(0, "WeddingDay",
"MM/dd/yyyy", "0, 0, 255", true);
        }
    }
    ...
  };
  viewer = OZReportAPI.createViewer(flayout, listener, params);
}
...
```

TriggerExternalEventByDocIndex Example - iOS Viewer

ViewController.h

```
#import <UIKit/UIKit.h>
#import "OZReportAPI.h"

@interface ViewController : UIViewController <OZReportCommandListener>
```

Copyright © FORCS Co.,LTD. All rights reserved.

```
{
   IBOutlet UIView* _reportView;
}
 ...
```

ViewController.m

```
...
- (void) createViewer
{
...
   NSString* strParam = @"connection.servlet=http://127.0.0.1:8080/oz/server\n"
                        @"connection.reportname=sample.ozr\n"
                        @"eform.inputeventcommand=true";
   OZReportViewer* reportViewer = [OZReportAPI createViewer:self view:_reportView
param:strParam];
   self.viewer = reportViewer;
   [reportViewer release];
...
}

- (void) OZEFormInputEventCommand: (NSString*)docindex :(NSString*)formid :
(NSString*)eventname
{
   if([eventname isEqualToString:@"OnValueChanged"] && [formid
isEqualToString:@"Married"]) {
      [self.viewer.Document TriggerExternalEventByDocIndex:0
param1:@"WeddingDay" param2:@"YYYY/MM/DD" param3:@"0, 0, 255"
param4:@"true"];
```


Copyright © FORCS Co.,LTD. All rights reserved.

```
        //Document_TriggerExternalEventByDocIndex can also be used
        //[self.viewer Document_TriggerExternalEventByDocIndex:0
param1:@"WeddingDay" param2:@"YYYY/MM/DD" param3:@"0, 0, 255"
param4:@"true"];
    }
}
...
```

TriggerExternalEventByDocIndex Example - WinUWP Viewer

C#

MainPage.xaml.cs

```
public void onCreateReport()
{
    try  {
        if (_viewer != null)  {
            _viewer.Dispose();
        }
        string param =
"connection.servlet=http://127.0.0.1:8080/oz/server\nconnection.reportname=sample.
ozr\neform.inputeventcommand=true";
```

Copyright © FORCS Co.,LTD. All rights reserved.

```
        OZListener listener = new OZListener();
        _viewer = OZReportAPI.CreateViewer(Border, listener, param);
    }
    catch (Exception ex) {
        string s = ex.Message;
    }
}
```

OZListener.cs

```
using oz.api;
using oz.api;
using Windows.UI.Xaml;
using Windows.UI.Xaml.Controls;

namespace OZSample
{
    public class OZListener : OZReportCommandListener
    {
        // Override
        public void OZEFormInputEventCommand(string docindex, string formid, string
eventname)
        {
            if(eventname == "OnValueChanged" && formid == "Married")
            {
                _viewer.Document.TriggerExternalEventByDocIndex(0, "WeddingDay",
"MM/dd/yyyy", "0, 0, 255", true);
                //Document_TriggerExternalEventByDocIndex can also be used
```


Copyright © FORCS Co.,LTD. All rights reserved.

```
            //_viewer.Document_TriggerExternalEventByDocIndex(0, "WeddingDay",
"MM/dd/yyyy", "0, 0, 255", true);
        }
    }
  }
}
```

C++/CX

MainPage.xaml.h

```
private :
  OZReportViewer _viewer;
public :
  void onScriptEx_save();
```

MainPage.xaml.cpp

```
void OZWinUWPViewerSample::onCreateReport()
{
  try  {
    if (_viewer != nullptr)  {
        _viewer = nullptr;
    }
    String^ param =
"connection.servlet=http://127.0.0.1:8080/oz/server\nconnection.reportname=sample.
ozr\neform.inputeventcommand=true";
    OZListener^ listener = ref new OZListener();
    _viewer = OZReportAPI::CreateViewer(Border, listener, param);
  }
```

Copyright © FORCS Co.,LTD. All rights reserved.

```
    catch (Exception^ ex) {
        String^ s = ex->Message;
    }
}

OZListener.h
using namespace oz::api;
using namespace Windows::UI::Xaml;
using namespace Windows::UI::Xaml::Controls;

namespace OZWinUWPViewerSample
{
    public ref class OZListener sealed: public OZReportCommandListener
    {
        // Override
        public :
            virtual void OZEFormInputEventCommand(String^ docindex, String^ formid,
String^ eventname)
            {
                if(eventname == "OnValueChanged" && formid == "Married")
                {
                    _viewer->Document->TriggerExternalEventByDocIndex(0, "WeddingDay",
"MM/dd/yyyy", "0, 0, 255", true);
                    //Document_TriggerExternalEventByDocIndex can also be used
                    //_viewer->Document_TriggerExternalEventByDocIndex(0,
"WeddingDay", "MM/dd/yyyy", "0, 0, 255", true);
                }
```


Copyright © FORCS Co.,LTD. All rights reserved.

```
        }
    };
}
```

Copyright © FORCS Co.,LTD. All rights reserved.

TriggerLocationUpdated

Occurs OnLocationUpdated event in current report and returns the value(string) that OnLocationUpdated sent.

Arguments

locationInfo - Location information. Sets as {"key1":value1,"key2":value2, ... } format with JSON string.
addressInfo - Address information. Sets as {"key1":value1,"key2":value2, ... } format with JSON string.

Reference

locationInfo supports Key as shown below.

Key Name	Data Type	Description
accuracy	double	accuracy
latitude	double	latitude
longitude	double	longitude
altitude	double	altitude
heading	double	heading
speed	double	speed
timestamp	double	timestamp

Copyright © FORCS Co.,LTD. All rights reserved.

addressInfo supports Key as shown below.

Key Name	Data Type	Description
fullAddress	string	full Address
country	string	country
countryCode	string	country Code
adminArea	string	admin Area
locality	string	locality
sublocality	string	sublocality
street	string	street
streetNumber	string	street Number

TriggerLocationUpdated Example - ActiveX Viewer

```
<html>
<head>
  <script language="JavaScript">
    function TriggerLocationUpdated() {
```

Copyright © FORCS Co.,LTD. All rights reserved.

```
        var locationInfo = "{\"accuracy\":\"\", \"latitude\":\"\", \"longitude\":\"\",
\"altitude\":\"\", \"heading\":\"\", \"speed\":\"\", \"timestamp\":\"\"}";
        var addressInfo = "{\"fullAddress\":\"\", \"country\":\"\", \"countryCode\":\"\",
\"adminArea\":\"\", \"locality\":\"\", \"sublocality\":\"\", \"street\":\"\", \"streetNumber\":
\"\"}";
        var result = OZViewer.Document.TriggerLocationUpdated(locationInfo,
addressInfo);
        //_TriggerLocationUpdated can also be used
        //var result = OZViewer.Document_TriggerLocationUpdated(locationInfo,
addressInfo);
        alert("Result : " + result);
    }
  </script>
</head>
<body>
<input type="button" value="Address" onclick="TriggerLocationUpdated()">
<br>
<br>
<div id="RunOZViewer">
  <object id="OZViewer" classid="clsid:0DEF32F8-170F-46f8-B1FF-4BF7443F5F25"
width="100%" height="100%">
    <param name="connection.servlet" value="http://127.0.0.1:8080/oz/server">
    <param name="connection.reportname" value="sample.ozr">
    <param name="viewer.isframe" value="false">
  </object>
</div>
</body>
```


Copyright © FORCS Co.,LTD. All rights reserved.

```
</html>
```

TriggerLocationUpdated Example - Android Viewer

```
...
@Override
public void onCreate(Bundle savedInstanceState)
{
...
   String locationInfo = "{\"accuracy\":\"\", \"latitude\":\"\", \"longitude\":\"\",
\"altitude\":\"\", \"heading\":\"\", \"speed\":\"\", \"timestamp\":\"\"}";
   String addressInfo = "{\"fullAddress\":\"\", \"country\":\"\", \"countryCode\":\"\",
\"adminArea\":\"\", \"locality\":\"\", \"sublocality\":\"\", \"street\":\"\", \"streetNumber\":
\"\"}";
   String result = viewer.Document().TriggerLocationUpdated(locationInfo,
addressInfo);
   //_TriggerLocationUpdated can also be used
   //String result = viewer.Document_TriggerLocationUpdated(locationInfo,
addressInfo);
...
}
```

Copyright © FORCS Co.,LTD. All rights reserved.

```
...
```

TriggerLocationUpdated Example - iOS Viewer

ViewController.h

```
#import <UIKit/UIKit.h>
#import "OZReportAPI.h"

@interface ViewController : UIViewController
{
    IBOutlet UIView* _reportView;
}
@property (nonatomic, strong) OZReportViewer* viewer;

-(IBAction)onTriggerLocationUpdated:(id)sender;
...
```

ViewController.m

```
...
-(IBAction)onTriggerLocationUpdated:(id)sender
{
    if(self.viewer == nil) {
        return;
```


Copyright © FORCS Co.,LTD. All rights reserved.

```
    }
    NSString* locationInfo = "{\"accuracy\":\"\", \"latitude\":\"\", \"longitude\":\"\",
\"altitude\":\"\", \"heading\":\"\", \"speed\":\"\", \"timestamp\":\"\"}";
    NSString* addressInfo = "{\"fullAddress\":\"\", \"country\":\"\", \"countryCode\":\"\",
\"adminArea\":\"\", \"locality\":\"\", \"sublocality\":\"\", \"street\":\"\", \"streetNumber\":
\"\"}";
    NSString* result = [self.viewer.Document TriggerLocationUpdated:locationInfo,
addressInfo:addressInfo];
    //Document_TriggerLocationUpdated can also be used
    //NSString* result = [self.viewer Document_TriggerLocationUpdated:locationInfo,
addressInfo:addressInfo];
}
...
```

TriggerLocationUpdated Example - WinUWP Viewer

C#

MainPage.xaml.cs

```
public void onTriggerLocationUpdated()
{
    if (_viewer == null)  {
```

Copyright © FORCS Co.,LTD. All rights reserved.

```
        return;
    }
    string locationInfo = "{\"accuracy\":\"\", \"latitude\":\"\", \"longitude\":\"\",
\"altitude\":\"\", \"heading\":\"\", \"speed\":\"\", \"timestamp\":\"\"}";
    string addressInfo = "{\"fullAddress\":\"\", \"country\":\"\", \"countryCode\":\"\",
\"adminArea\":\"\", \"locality\":\"\", \"sublocality\":\"\", \"street\":\"\", \"streetNumber\":
\"\"}";
    string result = _viewer.Document.TriggerLocationUpdated(locationInfo,
addressInfo);
    //Document_TriggerLocationUpdated can also be used
    //string result = _viewer.Document_TriggerLocationUpdated(locationInfo,
addressInfo);
}
```

C++/CX

MainPage.xaml.h

```
private :
    OZReportViewer _viewer;
public :
    void onTriggerLocationUpdated();
```

MainPage.xaml.cpp

```
void OZWinUWPViewerSample::onTriggerLocationUpdated()
{
    if (_viewer == nullptr)  {
        return;
    }
```


Copyright © FORCS Co.,LTD. All rights reserved.

```
    String^ locationInfo = "{\"accuracy\":\"\", \"latitude\":\"\", \"longitude\":\"\",
\"altitude\":\"\", \"heading\":\"\", \"speed\":\"\", \"timestamp\":\"\"}";
    String^ addressInfo = "{\"fullAddress\":\"\", \"country\":\"\", \"countryCode\":\"\",
\"adminArea\":\"\", \"locality\":\"\", \"sublocality\":\"\", \"street\":\"\", \"streetNumber\":
\"\"}";
    String^ result = _viewer->Document->TriggerLocationUpdated(locationInfo,
addressInfo);
    //Document_TriggerLocationUpdated can also be used
    //String^ result = _viewer->Document_TriggerLocationUpdated(locationInfo,
addressInfo);
}
```

Copyright © FORCS Co.,LTD. All rights reserved.

TriggerLocationUpdatedByDocIndex

Occurs OnLocationUpdated event in selected report and returns the value(string) that OnLocationUpdated sent.

Arguments

docIndex - Report index. Zero-based index
locationInfo - Location information. Sets as {"key1":value1,"key2":value2, ... } format with JSON string.
addressInfo - Address information. Sets as {"key1":value1,"key2":value2, ... } format with JSON string.

Reference

locationInfo supports Key as shown below.

Key Name	Data Type	Description
accuracy	double	accuracy
latitude	double	latitude
longitude	double	longitude
altitude	double	altitude
heading	double	heading
speed	double	speed

Copyright © FORCS Co.,LTD. All rights reserved.

Key Name	Data Type	Description
timestamp	double	timestamp

addressInfo supports Key as shown below.

Key Name	Data Type	Description
fullAddress	string	full Address
country	string	country
countryCode	string	country Code
adminArea	string	admin Area
locality	string	locality
sublocality	string	sublocality
street	string	street
streetNumber	string	street Number

TriggerLocationUpdatedByDocIndex Example - ActiveX Viewer

Copyright © FORCS Co.,LTD. All rights reserved.

```
<html>
<head>
  <script language="JavaScript">
    function TriggerLocationUpdated() {
      var locationInfo = "{\"accuracy\":\"\", \"latitude\":\"\", \"longitude\":\"\",
\"altitude\":\"\", \"heading\":\"\", \"speed\":\"\", \"timestamp\":\"\"}";
      var addressInfo = "{\"fullAddress\":\"\", \"country\":\"\", \"countryCode\":\"\",
\"adminArea\":\"\", \"locality\":\"\", \"sublocality\":\"\", \"street\":\"\", \"streetNumber\":
\"\"}";
      var result = OZViewer.Document.TriggerLocationUpdatedByDocIndex(0,
locationInfo, addressInfo);
      //_TriggerLocationUpdatedByDocIndex can also be used
      //var result = OZViewer.Document_TriggerLocationUpdatedByDocIndex(0,
locationInfo, addressInfo);
      alert("Result : " + result);
    }
  </script>
</head>
<body>
<input type="button" value="Address" onclick="TriggerLocationUpdated()">
<br>
<br>
<div id="RunOZViewer">
  <object id="OZViewer" classid="clsid:0DEF32F8-170F-46f8-B1FF-4BF7443F5F25"
width="100%" height="100%">
    <param name="connection.servlet" value="http://127.0.0.1:8080/oz/server">
    <param name="connection.reportname" value="sample.ozr">
```


Copyright © FORCS Co.,LTD. All rights reserved.

```
        <param name="viewer.isframe" value="false">
    </object>
</div>
</body>
</html>
```

TriggerLocationUpdatedByDocIndex Example - Android Viewer

```
...
@Override
public void onCreate(Bundle savedInstanceState)
{
...
    String locationInfo = "{\"accuracy\":\"\", \"latitude\":\"\", \"longitude\":\"\",
\"altitude\":\"\", \"heading\":\"\", \"speed\":\"\", \"timestamp\":\"\"}";
    String addressInfo = "{\"fullAddress\":\"\", \"country\":\"\", \"countryCode\":\"\",
\"adminArea\":\"\", \"locality\":\"\", \"sublocality\":\"\", \"street\":\"\", \"streetNumber\":
\"\"}";
    String result = viewer.Document().TriggerLocationUpdatedByDocIndex(0,
locationInfo, addressInfo);
    //_TriggerLocationUpdatedByDocIndex can also be used
```

Copyright © FORCS Co.,LTD. All rights reserved.

```
    //String result = viewer.Document_TriggerLocationUpdatedByDocIndex(0,
locationInfo, addressInfo);
...
}
...
```

TriggerLocationUpdatedByDocIndex Example - iOS Viewer

ViewController.h

```
#import <UIKit/UIKit.h>
#import "OZReportAPI.h"

@interface ViewController : UIViewController
{
    IBOutlet UIView* _reportView;
}
@property (nonatomic, strong) OZReportViewer* viewer;

-(IBAction)onTriggerLocationUpdatedByDocIndex:(id)sender;
...
```

ViewController.m

```
...
```


Copyright © FORCS Co.,LTD. All rights reserved.

```
-(IBAction)onTriggerLocationUpdatedByDocIndex:(id)sender
{
    if(self.viewer == nil) {
        return;

    NSString* locationInfo = "{\"accuracy\":\"\", \"latitude\":\"\", \"longitude\":\"\",
\"altitude\":\"\", \"heading\":\"\", \"speed\":\"\", \"timestamp\":\"\"}";
    NSString* addressInfo = "{\"fullAddress\":\"\", \"country\":\"\", \"countryCode\":\"\",
\"adminArea\":\"\", \"locality\":\"\", \"sublocality\":\"\", \"street\":\"\", \"streetNumber\":
\"\"}";
    NSString* result = [self.viewer.Document TriggerLocationUpdatedByDocIndex:0,
locationInfo:locationInfo, addressInfo:addressInfo];
    //Document_TriggerLocationUpdatedByDocIndex can also be used
    //NSString* result = [self.viewer Document_TriggerLocationUpdatedByDocIndex:0,
locationInfo:locationInfo, addressInfo:addressInfo];
}
...
```

TriggerLocationUpdatedByDocIndex Example - WinUWP Viewer

C#

Copyright © FORCS Co.,LTD. All rights reserved.

MainPage.xaml.cs

```
public void onTriggerLocationUpdatedByDocIndex()
{
    if (_viewer == null)  {
        return;
    }
    string locationInfo = "{\"accuracy\":\"\", \"latitude\":\"\", \"longitude\":\"\",
\"altitude\":\"\", \"heading\":\"\", \"speed\":\"\", \"timestamp\":\"\"}";
    string addressInfo = "{\"fullAddress\":\"\", \"country\":\"\", \"countryCode\":\"\",
\"adminArea\":\"\", \"locality\":\"\", \"sublocality\":\"\", \"street\":\"\", \"streetNumber\":
\"\"}";
    string result = _viewer.Document.TriggerLocationUpdatedByDocIndex(0,
locationInfo, addressInfo);
    //Document_TriggerLocationUpdatedByDocIndex can also be used
    //string result = _viewer.Document_TriggerLocationUpdatedByDocIndex(0,
locationInfo, addressInfo);
}
```

C++/CX

MainPage.xaml.h

```
private :
    OZReportViewer _viewer;
public :
    void onTriggerLocationUpdatedByDocIndex();
```

MainPage.xaml.cpp

```
void OZWinUWPViewerSample::onTriggerLocationUpdatedByDocIndex()
```


Copyright © FORCS Co.,LTD. All rights reserved.

```
{
    if (_viewer == nullptr)  {
        return;
    }
    String^ locationInfo = "{\"accuracy\":\"\", \"latitude\":\"\", \"longitude\":\"\",
\"altitude\":\"\", \"heading\":\"\", \"speed\":\"\", \"timestamp\":\"\"}";
    String^ addressInfo = "{\"fullAddress\":\"\", \"country\":\"\", \"countryCode\":\"\",
\"adminArea\":\"\", \"locality\":\"\", \"sublocality\":\"\", \"street\":\"\", \"streetNumber\":
\"\"}";
    String^ result = _viewer->Document->TriggerLocationUpdatedByDocIndex(0,
locationInfo, addressInfo);
    //Document_TriggerLocationUpdatedByDocIndex can also be used
    //String^ result = _viewer->Document_TriggerLocationUpdatedByDocIndex(0,
locationInfo, addressInfo);
}
```

Copyright © FORCS Co.,LTD. All rights reserved.

Viewer Event

This chapter describes the Viewer events.

Available Viewers

Event	ActiveX	HTML5JS	HTML5SVG	Android	iOS	WinUWP
OZBankBookPrintCommand	O	O	X	O	O	O
OZCommand	O	O	O	O	O	O
OZEFormInputEventCommand	O	O	X	O	O	O
OZErrorCommand	O	O	O	O	O	O
OZExitCommand	O	X	X	X	X	X
OZExportCommand	O	O	O	O	O	O
OZExportMemoryStreamCallBack	O	O	O	O	O	O
OZLinkCommand	O	O	X	O	O	O
OZMailCommand	O	X	X	O	O	O
OZPageBindCommand	O	O	O	O	O	O
OZPageChangeCommand	O	O	O	O	O	O

Copyright © FORCS Co.,LTD. All rights reserved.

Event	ActiveX	HTML5JS	HTML5SVG	Android	iOS	WinUWP
OZPostCommand	O	O	X	O	O	O
OZPrintCommand	O	O	O	O	O	O
OZProgressCommand	O	O	X	O	O	O
OZReportChangeCommand	O	O	O	O	O	O
OZUserActionCommand	O	O	O	O	O	O
OZUserEvent	O	O	X	O	O	O

O Only e-Form

Copyright © FORCS Co.,LTD. All rights reserved.

OZBankBookPrintCommand

This event occurs after printing bankbook printer.

Arguments

datas - Report label and the value that saved as text type

Reference

To use the OZBankBookPrintCommand event, the value of viewer.bankbookprintcommand must be set to true.

OZBankBookPrintCommand Example - ActiveX Viewer

```
<html>
<head>
<script language="Javascript">
  function OZBankBookPrintCommand_OZViewer(datas) {
    alert("datas : " + datas);
  }
</script>
</head>
```


Copyright © FORCS Co.,LTD. All rights reserved.

```
<body>
<div id="RunOZViewer">
  <object id="OZViewer" classid="clsid:0DEF32F8-170F-46f8-B1FF-4BF7443F5F25"
width="100%" height="100%">
  <param name="connection.servlet" value="http://127.0.0.1:8080/oz/server">
  <param name="connection.reportname" value="sample.ozr">
  <param name="viewer.bankbookprintcommand" value="true">
  <param name="toolbar.bankbookprint" value="true">
  </object>
</div>
</body>
</html>
```

OZBankBookPrintCommand Example - HTML5 Viewer

```
<!DOCTYPE html>
<html style="height:100%">
<head>
<meta http-equiv="X-UA-Compatible" content="IE=edge"/>
<script src="http://code.jquery.com/jquery-2.0.3.min.js"></script>
<link rel="stylesheet" href="http://code.jquery.com/ui/1.12.1/themes/base/jquery-
ui.css" type="text/css"/>
```

Copyright © FORCS Co.,LTD. All rights reserved.

```
<script src="http://code.jquery.com/ui/1.12.1/jquery-ui.min.js"></script>
<link rel="stylesheet" href="http://127.0.0.1:8080/ozrviewer/ui.dynatree.css"
type="text/css"/>
<script type="text/javascript" src="http://127.0.0.1:8080/ozrviewer/jquery.dynatree.js"
charset="utf-8"></script>
<script type="text/javascript" src="http://127.0.0.1:8080/ozrviewer/OZJSViewer.js"
charset="utf-8"></script>
<!-- If you want to run the HTML5SVG viewer please change the OZJSViewer.js to
OZJSSVGViewer.js.
<script type="text/javascript" src="http://127.0.0.1:8080/ozrviewer/OZJSSVGViewer.js"
charset="utf-8"></script>
-->
<script language="JavaScript">
  function OZBankBookPrintCommand_OZViewer(datas) {
    alert("datas : " + datas);
  }
</script>
</head>
<body style="width:98%;height:98%">
<div id="OZViewer" style="width:98%;height:98%"></div>
<script type="text/javascript" >
  function SetOZParamters_OZViewer(){
    var oz;
    oz = document.getElementById("OZViewer");
    oz.sendToActionScript("connection.servlet","http://127.0.0.1:8080/oz/server");
    oz.sendToActionScript("connection.reportname","sample.ozr");
    oz.sendToActionScript("viewer.bankbookprintcommand","true");
```


Copyright © FORCS Co.,LTD. All rights reserved.

```
        oz.sendToActionScript("toolbar.bankbookprint","true");
        return true;
    }
    start_ozjs("OZViewer","http://127.0.0.1:8080/ozrviewer/");
</script>
</body>
</html>
```

OZBankBookPrintCommand Example - Android Viewer

```
...
import oz.api.OZReportCommandListener;
...

@Override
public void onCreate(Bundle savedInstanceState)
{
    super.onCreate(savedInstanceState);

    String params = "connection.servlet=http://127.0.0.1:8080/oz/server";
    params += "\n" + "connection.reportname=sample.ozr";
    params += "\n" + "viewer.bankbookprintcommand=true";
```

Copyright © FORCS Co.,LTD. All rights reserved.

```
    FrameLayout flayout = new FrameLayout(this);

    OZReportCommandListener listener = new OZReportCommandListener()
    {
        ...
        @Override
        public void OZBankBookPrintCommand(String datas)
        {
            // Input Script
        }
        ...
    };
    viewer = OZReportAPI.createViewer(flayout, listener, params);
}
...
```

OZBankBookPrintCommand Example - iOS Viewer

ViewController.h

```
#import <UIKit/UIKit.h>
#import "OZReportAPI.h"

```


Copyright © FORCS Co.,LTD. All rights reserved.

```
@interface ViewController : UIViewController <OZReportCommandListener>
{
    IBOutlet UIView* _reportView;
}
...
```

ViewController.m

```
...
- (void) createViewer
{
...
    NSString* strParam = @"connection.servlet=http://127.0.0.1:8080/oz/server\n"
                         @"connection.reportname=sample.ozr\n"
                         @"viewer.bankbookprintcommand=true";
    OZReportViewer* reportViewer = [OZReportAPI createViewer:self view:_reportView
param:strParam];
    self.viewer = reportViewer;
    [reportViewer release];
...
}

- (void) OZBankBookPrintCommand: (NSString*)datas
{
    // Input Script
}
...
```

Copyright © FORCS Co.,LTD. All rights reserved.

OZBankBookPrintCommand Example - WinUWP Viewer

C#

MainPage.xaml.cs

```
public void onCreateReport()
{
    try {
        if (_viewer != null) {
            _viewer.Dispose();
        }
        string param =
"connection.servlet=http://127.0.0.1:8080/oz/server\nconnection.reportname=sample.
ozr\nviewer.bankbookprintcommand=true";
        OZListener listener = new OZListener();
        _viewer = OZReportAPI.CreateViewer(Border, listener, param);
    }
    catch (Exception ex) {
        string s = ex.Message;
    }
}
```

OZListener.cs

```
using oz.api;
```


Copyright © FORCS Co.,LTD. All rights reserved.

```
using Windows.UI.Xaml;
using Windows.UI.Xaml.Controls;

namespace OZSample
{
    public class OZListener : OZReportCommandListener
    {
        // Override
        public void OZBankBookPrintCommand(string datas)
        {
            // Input Script
        }
    }
}
```

C++/CX

MainPage.xaml.h

```
private :
    OZReportViewer^ _viewer;
public :
    void onCreateReport();
```

MainPage.xaml.cpp

```
void OZWinUWPViewerSample::onCreateReport()
{
    try {
        if (_viewer != nullptr) {
```

Copyright © FORCS Co.,LTD. All rights reserved.

```
            _viewer = nullptr;
        }
        String^ param =
"connection.servlet=http://127.0.0.1:8080/oz/server\nconnection.reportname=sample.
ozr\nviewer.bankbookprintcommand=true";
        OZListener^ listener = ref new OZListener();
        _viewer = OZReportAPI::CreateViewer(Border, listener, param);
    }
    catch (Exception^ ex) {
        String^ s = ex->Message;
    }
}
```

OZListener.h

```
using namespace oz::api;
using namespace Windows::UI::Xaml;
using namespace Windows::UI::Xaml::Controls;

namespace OZWinUWPViewerSample
{
    public ref class OZListener sealed: public OZReportCommandListener
    {
        // Override
        public :
            virtual void OZBankBookPrintCommand(String^ datas)
            {
                // Input Script
            }
```


Copyright © FORCS Co.,LTD. All rights reserved.

```
    };
}
```

Copyright © FORCS Co.,LTD. All rights reserved.

OZCommand

This event occurs after the oz event occurred.

Arguments

code - Event Type

args - Transfer all factor values of OZLinkCommand in a string fomat using semicolon(;) as a delimiter

Reference

The code that is returned by the event type is shown below. To use the OZCommand event, the value of parameters for each event to occur must be set to true.

code	Event Type
ERROR	OZErrorCommand
EXIT	OZExitCommand
EXPORT	OZExportCommand
LINK	OZLinkCommand
MAIL	OZMailCommand
PAGEBIND	OZPageBindCommand
PAGECHANGE	OZPageChangeCommand
POST	OZPostCommand

Copyright © FORCS Co.,LTD. All rights reserved.

code	Event Type
PRINT	OZPrintCommand
PROGRESS	OZProgressCommand
REPORTCHANGE	OZReportChangeCommand

OZCommand Example - ActiveX Viewer

```
<html>
<head>
<script language="Javascript">
  function OZCommand_OZViewer(code, args) {
    if(code=="EXPORT") {
      alert(args);
    }
  }
</script>
</head>
<body>
<div id="RunOZViewer">
  <object id="OZViewer" classid="clsid:0DEF32F8-170F-46f8-B1FF-4BF7443F5F25"
width="100%" height="100%">
  <param name="connection.servlet" value="http://127.0.0.1:8080/oz/server">
```

Copyright © FORCS Co.,LTD. All rights reserved.

```
  <param name="connection.reportname" value="sample.ozr">
  <param name="viewer.exportcommand" value="true">
  </object>
</div>
</body>
</html>
```

OZCommand Example - HTML5 Viewer

```
<!DOCTYPE html>
<html style="height:100%">
<head>
<meta http-equiv="X-UA-Compatible" content="IE=edge"/>
<script src="http://code.jquery.com/jquery-2.0.3.min.js"></script>
<link rel="stylesheet" href="http://code.jquery.com/ui/1.12.1/themes/base/jquery-
ui.css" type="text/css"/>
<script src="http://code.jquery.com/ui/1.12.1/jquery-ui.min.js"></script>
<link rel="stylesheet" href="http://127.0.0.1:8080/ozrviewer/ui.dynatree.css"
type="text/css"/>
<script type="text/javascript" src="http://127.0.0.1:8080/ozrviewer/jquery.dynatree.js"
charset="utf-8"></script>
<script type="text/javascript" src="http://127.0.0.1:8080/ozrviewer/OZJSViewer.js"
charset="utf-8"></script>
```


Copyright © FORCS Co.,LTD. All rights reserved.

```
<!-- If you want to run the HTML5SVG viewer please change the OZJSViewer.js to
OZJSSVGViewer.js.
<script type="text/javascript" src="http://127.0.0.1:8080/ozrviewer/OZJSSVGViewer.js"
charset="utf-8"></script>
-->
<script language="JavaScript">
  function OZCommand_OZViewer(code, args) {
    if(code=="EXPORT") {
      alert(args);
    }
  }
</script>
</head>
<body style="width:98%;height:98%">
<div id="OZViewer" style="width:98%;height:98%"></div>
<script type="text/javascript" >
  function SetOZParamters_OZViewer(){
    var oz;
    oz = document.getElementById("OZViewer");
    oz.sendToActionScript("connection.servlet","http://127.0.0.1:8080/oz/server");
    oz.sendToActionScript("connection.reportname","sample.ozr");
    oz.sendToActionScript("viewer.exportcommand","true");
    return true;
  }
  start_ozjs("OZViewer","http://127.0.0.1:8080/ozrviewer/");
</script>
</body>
```

Copyright © FORCS Co.,LTD. All rights reserved.

```
</html>
```

OZCommand Example - Android Viewer

```
...
import oz.api.OZReportCommandListener;
...

@Override
public void onCreate(Bundle savedInstanceState)
{
   super.onCreate(savedInstanceState);

   String params = "connection.servlet=http://127.0.0.1:8080/oz/server";
   params += "\n" + "connection.reportname=sample.ozr";
   params += "\n" + "viewer.exportcommand=true";
   FrameLayout flayout = new FrameLayout(this);

   OZReportCommandListener listener = new OZReportCommandListener()
   {
      ...
      @Override
```


Copyright © FORCS Co.,LTD. All rights reserved.

```
        public void OZCommand(String code, String args)
        {
            // Input Script
        }
        ...
    };
    viewer = OZReportAPI.createViewer(flayout, listener, params);
}
...
```

OZCommand Example - iOS Viewer

ViewController.h

```
#import <UIKit/UIKit.h>
#import "OZReportAPI.h"

@interface ViewController : UIViewController <OZReportCommandListener>
{
    IBOutlet UIView* _reportView;
}
...
```

ViewController.m

```
...
- (void) createViewer
```

Copyright © FORCS Co.,LTD. All rights reserved.

```
{
...
    NSString* strParam = @"connection.servlet=http://127.0.0.1:8080/oz/server\n"
                         @"connection.reportname=sample.ozr\n"
                         @"viewer.exportcommand=true";
    OZReportViewer* reportViewer = [OZReportAPI createViewer:self view:_reportView
param:strParam];
    self.viewer = reportViewer;
    [reportViewer release];
...
}

- (void) OZCommand: (NSString*)code :(NSString*)args
{
    // Input Script
}
...
```

OZCommand Example - WinUWP Viewer

C#

Copyright © FORCS Co.,LTD. All rights reserved.

MainPage.xaml.cs

```
public void onCreateReport()
{
    try {
        if (_viewer != null) {
            _viewer.Dispose();
        }
        string param =
"connection.servlet=http://127.0.0.1:8080/oz/server\nconnection.reportname=sample.
ozr\nviewer.exportcommand=true";
        OZListener listener = new OZListener();
        _viewer = OZReportAPI.CreateViewer(Border, listener, param);
    }
    catch (Exception ex) {
        string s = ex.Message;
    }
}
```

OZListener.cs

```
using oz.api;
using Windows.UI.Xaml;
using Windows.UI.Xaml.Controls;

namespace OZSample
{
    public class OZListener : OZReportCommandListener
    {
        // Override
```

Copyright © FORCS Co.,LTD. All rights reserved.

```
        public void OZCommand(string code, string args)
        {
            // Input Script
        }
    }
}
```

C++/CX

MainPage.xaml.h

```
private :
    OZReportViewer^ _viewer;
public :
    void onCreateReport();
```

MainPage.xaml.cpp

```
void OZWinUWPViewerSample::onCreateReport()
{
    try {
        if (_viewer != nullptr) {
            _viewer = nullptr;
        }
        String^ param =
"connection.servlet=http://127.0.0.1:8080/oz/server\nconnection.reportname=sample.
ozr\nviewer.exportcommand=true";
        OZListener^ listener = ref new OZListener();
        _viewer = OZReportAPI::CreateViewer(Border, listener, param);
    }
```


Copyright © FORCS Co.,LTD. All rights reserved.

```
    catch (Exception^ ex) {
        String^ s = ex->Message;
    }
}
```

OZListener.h

```
using namespace oz::api;
using namespace Windows::UI::Xaml;
using namespace Windows::UI::Xaml::Controls;

namespace OZWinUWPViewerSample
{
    public ref class OZListener sealed: public OZReportCommandListener
    {
        // Override
        public :
            virtual void OZCommand(String^ code, String^ args)
            {
                // Input Script
            }
    };
}
```

Copyright © FORCS Co.,LTD. All rights reserved.

OZEFormInputEventCommand

This event occurs when the OnClick/OnFinish/OnFocus/OnKillFocus/OnPause/OnPlay/OnStop/OnValueChanged event occurred.

Arguments

docindex - Report index(zero-based index)
formid - FormID of component that the OnClick/OnFinish/OnFocus/OnKillFocus/OnPause/OnPlay/OnStop/OnValueChanged event occurred. If FormID is not set, returns name of component
eventname - Name of the event that occurred(OnClick, OnFocus, OnKillFocus, OnValueChanged)
mainscreen - Whether the input component value is entered in the multi-screen(true : main screen, false : sub screen)

Reference

If the viewer is not a multi-screen environment, the mainscreen argument is always returned as true. To use the OZEFormInputEventCommand event, the value of eform.inputeventcommand must be set to true.

OZEFormInputEventCommand

Copyright © FORCS Co.,LTD. All rights reserved.

Example - ActiveX Viewer

```
<html>
<head>
<script language="Javascript">
  function OZEFormInputEventCommand_OZViewer(docindex, formid, eventname,
mainscreen) {
    if(eventname == "OnValueChanged") {
      alert(docindex);
      alert(formid);
      alert(eventname);
      alert(mainscreen);
    }
  }
</script>
</head>
<body>
<div id="RunOZViewer">
  <object id="OZViewer" classid="clsid:0DEF32F8-170F-46f8-B1FF-4BF7443F5F25"
width="100%" height="100%">
  <param name="connection.servlet" value="http://127.0.0.1:8080/oz/server">
  <param name="connection.reportname" value="sample.ozr">
  <param name="eform.inputeventcommand" value="true">
  </object>
</div>
</body>
```

Copyright © FORCS Co.,LTD. All rights reserved.

```
</html>
```

OZEFormInputEventCommand Example - HTML5 Viewer

```
<!DOCTYPE html>
<html style="height:100%">
<head>
<meta http-equiv="X-UA-Compatible" content="IE=edge"/>
<script src="http://code.jquery.com/jquery-2.0.3.min.js"></script>
<link rel="stylesheet" href="http://code.jquery.com/ui/1.12.1/themes/base/jquery-ui.css" type="text/css"/>
<script src="http://code.jquery.com/ui/1.12.1/jquery-ui.min.js"></script>
<link rel="stylesheet" href="http://127.0.0.1:8080/ozrviewer/ui.dynatree.css" type="text/css"/>
<script type="text/javascript" src="http://127.0.0.1:8080/ozrviewer/jquery.dynatree.js" charset="utf-8"></script>
<script type="text/javascript" src="http://127.0.0.1:8080/ozrviewer/OZJSViewer.js" charset="utf-8"></script>
<!-- If you want to run the HTML5SVG viewer please change the OZJSViewer.js to OZJSSVGViewer.js.
<script type="text/javascript" src="http://127.0.0.1:8080/ozrviewer/OZJSSVGViewer.js" charset="utf-8"></script>
```


Copyright © FORCS Co.,LTD. All rights reserved.

```
-->
<script language="JavaScript">
  function OZEFormInputEventCommand_OZViewer(docindex, formid, eventname,
mainscreen) {
    if(eventname == "OnValueChanged") {
      alert(docindex);
      alert(formid);
      alert(eventname);
      alert(mainscreen);
    }
  }
</script>
</head>
<body style="width:98%;height:98%">
<div id="OZViewer" style="width:98%;height:98%"></div>
<script type="text/javascript" >
  function SetOZParamters_OZViewer(){
    var oz;
    oz = document.getElementById("OZViewer");
    oz.sendToActionScript("connection.servlet","http://127.0.0.1:8080/oz/server");
    oz.sendToActionScript("connection.reportname","sample.ozr");
    oz.sendToActionScript("eform.inputeventcommand","true");
    return true;
  }
  start_ozjs("OZViewer","http://127.0.0.1:8080/ozrviewer/");
</script>
</body>
```

Copyright © FORCS Co.,LTD. All rights reserved.

```
</html>
```

OZEFormInputEventCommand Example - Android Viewer

```
...
import oz.api.OZReportCommandListener;
...

@Override
public void onCreate(Bundle savedInstanceState)
{
  super.onCreate(savedInstanceState);

  String params = "connection.servlet=http://127.0.0.1:8080/oz/server";
  params += "\n" + "connection.reportname=sample.ozr";
  params += "\n" + "eform.inputeventcommand=true";
  FrameLayout flayout = new FrameLayout(this);

  OZReportCommandListener listener = new OZReportCommandListener()
  {
    ...
    @Override
```


Copyright © FORCS Co.,LTD. All rights reserved.

```
        public void OZEFormInputEventCommand(String docindex, String formid, String
eventname, String mainscreen)
        {
            // Input Script
        }
        ...
    };
    viewer = OZReportAPI.createViewer(flayout, listener, params);
}
...
```

OZEFormInputEventCommand Example - iOS Viewer

ViewController.h

```
#import <UIKit/UIKit.h>
#import "OZReportAPI.h"

@interface ViewController : UIViewController <OZReportCommandListener>
{
    IBOutlet UIView* _reportView;
}
...
```

Copyright © FORCS Co.,LTD. All rights reserved.

ViewController.m

```
...
- (void) createViewer
{
...
   NSString* strParam = @"connection.servlet=http://127.0.0.1:8080/oz/server\n"
                        @"connection.reportname=sample.ozr\n"
                        @"eform.inputeventcommand=true";
   OZReportViewer* reportViewer = [OZReportAPI createViewer:self view:_reportView
param:strParam];
   self.viewer = reportViewer;
   [reportViewer release];
...
}

- (void) OZEFormInputEventCommand: (NSString*)docindex :(NSString*)formid :
(NSString*)eventname :(NSString*)mainscreen
{
   // Input Script
}
...
```


Copyright © FORCS Co.,LTD. All rights reserved.

OZEFormInputEventCommand Example - WinUWP Viewer

C#

MainPage.xaml.cs

```
public void onCreateReport()
{
    try {
        if (_viewer != null) {
            _viewer.Dispose();
        }
        string param =
"connection.servlet=http://127.0.0.1:8080/oz/server\nconnection.reportname=sample.
ozr\neform.inputeventcommand=true";
        OZListener listener = new OZListener();
        _viewer = OZReportAPI.CreateViewer(Border, listener, param);
    }
    catch (Exception ex) {
        string s = ex.Message;
    }
}
```

OZListener.cs

```
using oz.api;
```

Copyright © FORCS Co.,LTD. All rights reserved.

```
using oz.api;
using Windows.UI.Xaml;
using Windows.UI.Xaml.Controls;

namespace OZSample
{
    public class OZListener : OZReportCommandListener
    {
        // Override
        public void OZEFormInputEventCommand(string docindex, string formid, string
eventname, string mainscreen)
        {
            // Input Script
        }
    }
}
```

C++/CX

MainPage.xaml.h

```
private :
    OZReportViewer^ _viewer;
public :
    void onCreateReport();
```

MainPage.xaml.cpp

```
void OZWinUWPViewerSample::onCreateReport()
{
```


Copyright © FORCS Co.,LTD. All rights reserved.

```
    try {
        if (_viewer != nullptr) {
            _viewer = nullptr;
        }
        String^ param =
"connection.servlet=http://127.0.0.1:8080/oz/server\nconnection.reportname=sample.
ozr\neform.inputeventcommand=true";
        OZListener^ listener = ref new OZListener();
        _viewer = OZReportAPI::CreateViewer(Border, listener, param);
    }
    catch (Exception^ ex) {
        String^ s = ex->Message;
    }
}
```

OZListener.h

```
using namespace oz::api;
using namespace Windows::UI::Xaml;
using namespace Windows::UI::Xaml::Controls;

namespace OZWinUWPViewerSample
{
    public ref class OZListener sealed: public OZReportCommandListener
    {
        // Override
        public :
            virtual void OZEFormInputEventCommand(String^ docindex, String^ formid,
String^ eventname, String^ mainscreen)
```

Copyright © FORCS Co.,LTD. All rights reserved.

```
        {
            // Input Script
        }
    };
}
```


Copyright © FORCS Co.,LTD. All rights reserved.

OZErrorCommand

This event occurs when an error occurs.

Arguments

code - Error code

message - Error message

detailmessage - Error detail message

reportname - Report name

Reference

To use the OZErrorCommand event, the value of viewer.errorcommand must be set to true.

OZErrorCommand Example - ActiveX Viewer

```
<html>
<head>
<script language="Javascript">
  function OZErrorCommand_OZViewer(code, message, detailmessage, reportname) {
    alert(code);
```

Copyright © FORCS Co.,LTD. All rights reserved.

```
        alert(message);
        alert(detailmessage);
        alert(reportname);
    }
</script>
</head>
<body>
<div id="RunOZViewer">
    <object id="OZViewer" classid="clsid:0DEF32F8-170F-46f8-B1FF-4BF7443F5F25"
width="100%" height="100%">
    <param name="connection.servlet" value="http://127.0.0.1:8080/oz/server">
    <param name="connection.reportname" value="sample.ozr">
    <param name="viewer.errorcommand" value="true">
    </object>
</div>
</body>
</html>
```

OZErrorCommand Example - HTML5 Viewer

```
<!DOCTYPE html>
<html style="height:100%">
```


Copyright © FORCS Co.,LTD. All rights reserved.

```
<head>
<meta http-equiv="X-UA-Compatible" content="IE=edge"/>
<script src="http://code.jquery.com/jquery-2.0.3.min.js"></script>
<link rel="stylesheet" href="http://code.jquery.com/ui/1.12.1/themes/base/jquery-
ui.css" type="text/css"/>
<script src="http://code.jquery.com/ui/1.12.1/jquery-ui.min.js"></script>
<link rel="stylesheet" href="http://127.0.0.1:8080/ozrviewer/ui.dynatree.css"
type="text/css"/>
<script type="text/javascript" src="http://127.0.0.1:8080/ozrviewer/jquery.dynatree.js"
charset="utf-8"></script>
<script type="text/javascript" src="http://127.0.0.1:8080/ozrviewer/OZJSViewer.js"
charset="utf-8"></script>
<!-- If you want to run the HTML5SVG viewer please change the OZJSViewer.js to
OZJSSVGViewer.js.
<script type="text/javascript" src="http://127.0.0.1:8080/ozrviewer/OZJSSVGViewer.js"
charset="utf-8"></script>
-->
<script language="JavaScript">
  function OZErrorCommand_OZViewer(code, message, detailmessage, reportname) {
    alert(code);
    alert(message);
    alert(detailmessage);
    alert(reportname);
  }
</script>
</head>
<body style="width:98%;height:98%">
```

Copyright © FORCS Co.,LTD. All rights reserved.

```
<div id="OZViewer" style="width:98%;height:98%"></div>
<script type="text/javascript" >
  function SetOZParamters_OZViewer(){
      var oz;
      oz = document.getElementById("OZViewer");
      oz.sendToActionScript("connection.servlet","http://127.0.0.1:8080/oz/server");
      oz.sendToActionScript("connection.reportname","sample.ozr");
      oz.sendToActionScript("viewer.errorcommand","true");
      return true;
  }
  start_ozjs("OZViewer","http://127.0.0.1:8080/ozrviewer/");
</script>
</body>
</html>
```

OZErrorCommand Example - Android Viewer

```
...
import oz.api.OZReportCommandListener;
...

@Override
```


Copyright © FORCS Co.,LTD. All rights reserved.

```
public void onCreate(Bundle savedInstanceState)
{
    super.onCreate(savedInstanceState);

    String params = "connection.servlet=http://127.0.0.1:8080/oz/server";
    params += "\n" + "connection.reportname=sample.ozr";
    params += "\n" + "viewer.errorcommand=true";
    FrameLayout flayout = new FrameLayout(this);

    OZReportCommandListener listener = new OZReportCommandListener()
    {
        ...
        @Override
        public void OZErrorCommand(String code, String message, String detailmessage,
String reportname)
        {
            // Input Script
        }
        ...
    };
    viewer = OZReportAPI.createViewer(flayout, listener, params);
}
...
```

Copyright © FORCS Co.,LTD. All rights reserved.

OZErrorCommand Example - iOS Viewer

ViewController.h

```
#import <UIKit/UIKit.h>
#import "OZReportAPI.h"

@interface ViewController : UIViewController <OZReportCommandListener>
{
   IBOutlet UIView* _reportView;
}
...
```

ViewController.m

```
...
- (void) createViewer
{
...
   NSString* strParam = @"connection.servlet=http://127.0.0.1:8080/oz/server\n"
                        @"connection.reportname=sample.ozr\n"
                        @"viewer.errorcommand=true";
   OZReportViewer* reportViewer = [OZReportAPI createViewer:self view:_reportView
param:strParam];
   self.viewer = reportViewer;
   [reportViewer release];
```


Copyright © FORCS Co.,LTD. All rights reserved.

```
...
}

- (void) OZErrorCommand: (NSString*)code :(NSString*)message :(NSString*)
detailmessage :(NSString*)reportname
{
    // Input Script
}
...
```

OZErrorCommand Example - WinUWP Viewer

C#

MainPage.xaml.cs

```
public void onCreateReport()
{
    try {
        if (_viewer != null) {
            _viewer.Dispose();
        }
```

Copyright © FORCS Co.,LTD. All rights reserved.

```
        string param =
"connection.servlet=http://127.0.0.1:8080/oz/server\nconnection.reportname=sample.
ozr\nviewer.errorcommand=true";
        OZListener listener = new OZListener();
        _viewer = OZReportAPI.CreateViewer(Border, listener, param);
    }
    catch (Exception ex) {
        string s = ex.Message;
    }
}
```

OZListener.cs

```
using oz.api;
using Windows.UI.Xaml;
using Windows.UI.Xaml.Controls;

namespace OZSample
{
    public class OZListener : OZReportCommandListener
    {
        // Override
        public void OZErrorCommand(string code, string message, string detailmessage,
string reportname)
        {
            // Input Script
        }
    }
```


Copyright © FORCS Co.,LTD. All rights reserved.

```
}
```

C++/CX

MainPage.xaml.h

```
private :
    OZReportViewer^ _viewer;
public :
    void onCreateReport();
```

MainPage.xaml.cpp

```
void OZWinUWPViewerSample::onCreateReport()
{
    try {
        if (_viewer != nullptr) {
            _viewer = nullptr;
        }
        String^ param =
"connection.servlet=http://127.0.0.1:8080/oz/server\nconnection.reportname=sample.
ozr\nviewer.errorcommand=true";
        OZListener^ listener = ref new OZListener();
        _viewer = OZReportAPI::CreateViewer(Border, listener, param);
    }
    catch (Exception^ ex) {
        String^ s = ex->Message;
    }
}
```

OZListener.h

Copyright © FORCS Co.,LTD. All rights reserved.

```
using namespace oz::api;
using namespace Windows::UI::Xaml;
using namespace Windows::UI::Xaml::Controls;

namespace OZWinUWPViewerSample
{
    public ref class OZListener sealed: public OZReportCommandListener
    {
        // Override
        public :
            virtual void OZErrorCommand(String^ code, String^ message, String^
detailmessage, String^ reportname)
            {
                // Input Script
            }
    };
}
```


Copyright © FORCS Co.,LTD. All rights reserved.

OZExitCommand

This event occurs after closing the oz viewer window.

Reference

To use the OZExitCommand event, the value of viewer.exitcommand must be set to true. It applies only if the viewer.isframe parameter value is true or inprocess.

OZExitCommand Example - ActiveX Viewer

```
<html>
<head>
<script language="Javascript">
  function OZExitCommand_OZViewer() {
    alert("Exit");
  }
</script>
</head>
<body>
<div id="RunOZViewer">
```

Copyright © FORCS Co.,LTD. All rights reserved.

```
  <object id="OZViewer" classid="clsid:0DEF32F8-170F-46f8-B1FF-4BF7443F5F25"
width="100%" height="100%">
  <param name="connection.servlet" value="http://127.0.0.1:8080/oz/server">
  <param name="connection.reportname" value="sample.ozr">
  <param name="viewer.isframe" value="true">
  <param name="viewer.exitcommand" value="true">
  </object>
</div>
</body>
</html>
```


Copyright © FORCS Co.,LTD. All rights reserved.

OZExportCommand

This event occurs after saving report.

Arguments

code - Success or failure(0 : Failure, 1 : Success)

path - File path

filename - File name

pagecount - Number of pages of the saved file

filepaths - File path and name of the saved file

Reference

To use the OZExportCommand event, the value of viewer.exportcommand must be set to true. If you have multiple saved file, the filepaths argument "|" as a delimiter is returned. If you have multiple saved files, the filepaths argument "|" as a delimiter is returned. For the HTML5/WinUWP viewer, the "path", "filename", and "filepaths" are always returned as an empty value.

OZExportCommand Example - ActiveX Viewer

```
<html>
<head>
```

Copyright © FORCS Co.,LTD. All rights reserved.

```
<script language="Javascript">
  function OZExportCommand_OZViewer(code, path, filename, pagecount, filepaths)
{
    if(code=="1") {
      alert(path);
      alert(filename);
      alert(pagecount);
      var arr = filepaths.split('|');
      for(i=0; i<arr.length; i++)
      {
        alert("filepaths_" + i + arr[i]);
      }
    }
  }
</script>
</head>
<body>
<div id="RunOZViewer">
  <object id="OZViewer" classid="clsid:0DEF32F8-170F-46f8-B1FF-4BF7443F5F25"
width="100%" height="100%">
  <param name="connection.servlet" value="http://127.0.0.1:8080/oz/server">
  <param name="connection.reportname" value="sample.ozr">
  <param name="viewer.exportcommand" value="true">
  </object>
</div>
</body>
</html>
```


Copyright © FORCS Co.,LTD. All rights reserved.

OZExportCommand Example - HTML5 Viewer

```
<!DOCTYPE html>
<html style="height:100%">
<head>
<meta http-equiv="X-UA-Compatible" content="IE=edge"/>
<script src="http://code.jquery.com/jquery-2.0.3.min.js"></script>
<link rel="stylesheet" href="http://code.jquery.com/ui/1.12.1/themes/base/jquery-ui.css" type="text/css"/>
<script src="http://code.jquery.com/ui/1.12.1/jquery-ui.min.js"></script>
<link rel="stylesheet" href="http://127.0.0.1:8080/ozrviewer/ui.dynatree.css" type="text/css"/>
<script type="text/javascript" src="http://127.0.0.1:8080/ozrviewer/jquery.dynatree.js" charset="utf-8"></script>
<script type="text/javascript" src="http://127.0.0.1:8080/ozrviewer/OZJSViewer.js" charset="utf-8"></script>
<!-- If you want to run the HTML5SVG viewer please change the OZJSViewer.js to OZJSSVGViewer.js.
<script type="text/javascript" src="http://127.0.0.1:8080/ozrviewer/OZJSSVGViewer.js" charset="utf-8"></script>
-->
<script language="JavaScript">
```

Copyright © FORCS Co.,LTD. All rights reserved.

```
  function OZExportCommand_OZViewer(code, path, filename, pagecount, filepaths)
{
      if(code=="1") {
          alert(pagecount);
      }
  }
</script>
</head>
<body style="width:98%;height:98%">
<div id="OZViewer" style="width:98%;height:98%"></div>
<script type="text/javascript" >
  function SetOZParamters_OZViewer(){
      var oz;
      oz = document.getElementById("OZViewer");
      oz.sendToActionScript("connection.servlet","http://127.0.0.1:8080/oz/server");
      oz.sendToActionScript("connection.reportname","sample.ozr");
      oz.sendToActionScript("viewer.exportcommand","true");
      return true;
  }
  start_ozjs("OZViewer","http://127.0.0.1:8080/ozrviewer/");
</script>
</body>
</html>
```


Copyright © FORCS Co.,LTD. All rights reserved.

OZExportCommand Example - Android Viewer

```
...
import oz.api.OZReportCommandListener;
...

@Override
public void onCreate(Bundle savedInstanceState)
{
   super.onCreate(savedInstanceState);

   String params = "connection.servlet=http://127.0.0.1:8080/oz/server";
   params += "\n" + "connection.reportname=sample.ozr";
   params += "\n" + "viewer.exportcommand=true";
   FrameLayout flayout = new FrameLayout(this);

   OZReportCommandListener listener = new OZReportCommandListener()
   {
      ...
      @Override
      public void OZExportCommand(String code, String path, String filename, String
pagecount, String filepaths)
      {
         // Input Script
```

Copyright © FORCS Co.,LTD. All rights reserved.

```
        }
        ...
    };
    viewer = OZReportAPI.createViewer(flayout, listener, params);
}
...
```

OZExportCommand Example - iOS Viewer

ViewController.h

```
#import <UIKit/UIKit.h>
#import "OZReportAPI.h"

@interface ViewController : UIViewController <OZReportCommandListener>
{
    IBOutlet UIView* _reportView;
}
...
```

ViewController.m

```
...
- (void) createViewer
{
```


Copyright © FORCS Co.,LTD. All rights reserved.

```
...
    NSString* strParam = @"connection.servlet=http://127.0.0.1:8080/oz/server\n"
                         @"connection.reportname=sample.ozr\n"
                         @"viewer.exportcommand=true";
    OZReportViewer* reportViewer = [OZReportAPI createViewer:self view:_reportView
param:strParam];
    self.viewer = reportViewer;
    [reportViewer release];
...
}

- (void) OZExportCommand: (NSString*)code :(NSString*)path :(NSString*)filename :
(NSString*)pagecount :(NSString*)filepaths
{
    // Input Script
}
...
```

OZExportCommand Example - WinUWP Viewer

C#

Copyright © FORCS Co.,LTD. All rights reserved.

MainPage.xaml.cs

```
public void onCreateReport()
{
    try {
        if (_viewer != null) {
            _viewer.Dispose();
        }
        string param =
"connection.servlet=http://127.0.0.1:8080/oz/server\nconnection.reportname=sample.
ozr\nviewer.exportcommand=true";
        OZListener listener = new OZListener();
        _viewer = OZReportAPI.CreateViewer(Border, listener, param);
    }
    catch (Exception ex) {
        string s = ex.Message;
    }
}
```

OZListener.cs

```
using oz.api;
using Windows.UI.Xaml;
using Windows.UI.Xaml.Controls;

namespace OZSample
{
    public class OZListener : OZReportCommandListener
    {
        // Override
```


Copyright © FORCS Co.,LTD. All rights reserved.

```
        public void OZExportCommand(string code, string path, string filename, string
pagecount, string filepaths)
        {
            // Input Script
        }
    }
}
```

C++/CX

MainPage.xaml.h

```
private :
    OZReportViewer^ _viewer;
public :
    void onCreateReport();
```

MainPage.xaml.cpp

```
void OZWinUWPViewerSample::onCreateReport()
{
    try {
        if (_viewer != nullptr) {
            _viewer = nullptr;
        }
        String^ param =
"connection.servlet=http://127.0.0.1:8080/oz/server\nconnection.reportname=sample.
ozr\nviewer.exportcommand=true";
        OZListener^ listener = ref new OZListener();
        _viewer = OZReportAPI::CreateViewer(Border, listener, param);
```

Copyright © FORCS Co.,LTD. All rights reserved.

```
    }
    catch (Exception^ ex) {
        String^ s = ex->Message;
    }
}
```

OZListener.h

```
using namespace oz::api;
using namespace Windows::UI::Xaml;
using namespace Windows::UI::Xaml::Controls;

namespace OZWinUWPViewerSample
{
    public ref class OZListener sealed: public OZReportCommandListener
    {
        // Override
        public :
            virtual void OZExportCommand(String^ code, String^ path, String^ filename,
String^ pagecount, String^ filepaths)
            {
                // Input Script
            }
    };
}
```


Copyright © FORCS Co.,LTD. All rights reserved.

OZExportMemoryStreamCallBack

This event occurs after Script("save_memorystream", "savedm_memorystream") or ScriptEx("save_memorystream", "savedm_memorystream") function is executed.

Arguments

outputdata - The result is stored in the Memory Stream

Reference

The outputdata is returned as a string in the format of {"file path": "Memory Stream of the saved file that is encoded in base64"}. However, HTML5 Viewer returns the file name, not the file path. Multiple files are returned by a comma delimiter. ex) {"Path1":"Stream1","Path2":"Stream2",...,"Pathn":"Streamn"}. If you cancel saving or an error has occurred, returns {}. If the report is saved in multiple files, the OZExportCommand event is called multiple times but the OZExportCommand event is called only once after all saving is completed.

OZExportMemoryStreamCallBack Example - ActiveX Viewer

```
<html>
<head>
<script language="JavaScript">
```

Copyright © FORCS Co.,LTD. All rights reserved.

```
  function Report_Save_MemoryStream() {
    OZViewer.Script("save_memorystream");
  }
  function OZExportMemoryStreamCallBack_OZViewer(outputdata) {
    if(outputdata == "{}") {
      alert("Fail");
     } else {
      alert(outputdata);
     }
  }
</script>
</head>

<body>
<input type="button" value="Save to Memory Stream"
onclick="Report_Save_MemoryStream()">
<br>
<br>
<div id="RunOZViewer">
  <object id="OZViewer" classid="clsid:0DEF32F8-170F-46f8-B1FF-4BF7443F5F25"
width="100%" height="100%">
    <param name="connection.servlet" value="http://127.0.0.1:8080/oz/server">
    <param name="connection.reportname" value="sample.ozr">
    <param name="viewer.isframe" value="false">
  </object>
</div>
</body>
```


Copyright © FORCS Co.,LTD. All rights reserved.

```
</html>
```

OZExportMemoryStreamCallBack Example - HTML5 Viewer

```
<!DOCTYPE html>
<html style="height:100%">
<head>
<meta http-equiv="X-UA-Compatible" content="IE=edge"/>
<script src="http://code.jquery.com/jquery-2.0.3.min.js"></script>
<link rel="stylesheet" href="http://code.jquery.com/ui/1.12.1/themes/base/jquery-ui.css" type="text/css"/>
<script src="http://code.jquery.com/ui/1.12.1/jquery-ui.min.js"></script>
<link rel="stylesheet" href="http://127.0.0.1:8080/ozrviewer/ui.dynatree.css" type="text/css"/>
<script type="text/javascript" src="http://127.0.0.1:8080/ozrviewer/jquery.dynatree.js" charset="utf-8"></script>
<script type="text/javascript" src="http://127.0.0.1:8080/ozrviewer/OZJSViewer.js" charset="utf-8"></script>
<!-- If you want to run the HTML5SVG viewer please change the OZJSViewer.js to OZJSSVGViewer.js.
<script type="text/javascript" src="http://127.0.0.1:8080/ozrviewer/OZJSSVGViewer.js" charset="utf-8"></script>
```

Copyright © FORCS Co.,LTD. All rights reserved.

```
-->
<script language="JavaScript">
  function Report_Save_MemoryStream() {
      OZViewer.Script("save_memorystream");
  }
  function OZExportMemoryStreamCallBack_OZViewer(outputdata) {
      if(outputdata == "{}") {
          alert("Fail");
      } else {
          alert(outputdata);
      }
   }
</script>
</head>
<body style="width:98%;height:98%">
<input type="button" value="Save to Memory Stream"
onclick="Report_Save_MemoryStream()">
<div id="OZViewer" style="width:98%;height:98%"></div>
<script type="text/javascript" >
  function SetOZParamters_OZViewer(){
      var oz;
      oz = document.getElementById("OZViewer");
      oz.sendToActionScript("connection.servlet","http://127.0.0.1:8080/oz/server");
      oz.sendToActionScript("connection.reportname","sample.ozr");
      return true;
  }
  start_ozjs("OZViewer","http://127.0.0.1:8080/ozrviewer/");
```


Copyright © FORCS Co.,LTD. All rights reserved.

```
</script>
</body>
</html>
```

OZExportMemoryStreamCallBack Example - Android Viewer

```
...
import oz.api.OZReportCommandListener;
...

@Override
public void onCreate(Bundle savedInstanceState)
{
  super.onCreate(savedInstanceState);

  String params = "connection.servlet=http://127.0.0.1:8080/oz/server";
  params += "\n" + "connection.reportname=sample.ozr";
  FrameLayout flayout = new FrameLayout(this);

  OZReportCommandListener listener = new OZReportCommandListener()
  {
    ...
```

Copyright © FORCS Co.,LTD. All rights reserved.

```
        @Override
        public void OZExportMemoryStreamCallBack(String outputdata)
        {
            // Input Script
        }
        ...
    };
    viewer = OZReportAPI.createViewer(flayout, listener, params);
    ...
    viewer.Script("save_memorystream");
    ...
}
...
```

OZExportMemoryStreamCallBack Example - iOS Viewer

ViewController.h

```
#import <UIKit/UIKit.h>
#import "OZReportAPI.h"

@interface ViewController : UIViewController <OZReportCommandListener>
{
```


Copyright © FORCS Co.,LTD. All rights reserved.

```
    IBOutlet UIView* _reportView;
}
@property (nonatomic, strong) OZReportViewer* viewer;

-(IBAction)onScript_save_memorystream:(id)sender;
...
```

ViewController.m

```
...
- (void) createViewer
{
...
    NSString* strParam = @"connection.servlet=http://127.0.0.1:8080/oz/server\n"
                                 @"connection.reportname=sample.ozr";
    OZReportViewer* reportViewer = [OZReportAPI createViewer:self view:_reportView
param:strParam];
    self.viewer = reportViewer;
    [reportViewer release];
...
}

- (void) OZExportMemoryStreamCallBack: (NSString*)outputdata
{
    // Input Script
}

-(IBAction)onScript_save_memorystream:(id)sender
{
```

Copyright © FORCS Co.,LTD. All rights reserved.

```
    if(self.viewer == nil) {
        return;
    }
    [self.viewer Script:@"save_memorystream"];
}
...
```

OZExportMemoryStreamCallBack Example - WinUWP Viewer

C#

MainPage.xaml.cs

```
public void onCreateReport()
{
    try {
        if (_viewer != null) {
            _viewer.Dispose();
        }
        string param =
"connection.servlet=http://127.0.0.1:8080/oz/server\nconnection.reportname=sample.
ozr";
        OZListener listener = new OZListener();
```


Copyright © FORCS Co.,LTD. All rights reserved.

```
        _viewer = OZReportAPI.CreateViewer(Border, listener, param);
    }
    catch (Exception ex) {
        string s = ex.Message;
    }
}

public void onScript_save_memorystream()
{
    if (_viewer == null) {
        return;
    }
    _viewer.Script("save_memorystream");
}
```

OZListener.cs

```
using oz.api;
using Windows.UI.Xaml;
using Windows.UI.Xaml.Controls;

namespace OZSample
{
    public class OZListener : OZReportCommandListener
    {
        // Override
        public void OZExportMemoryStreamCallBack(string outputdata)
        {
            // Input Script
```

Copyright © FORCS Co.,LTD. All rights reserved.

```
        }
    }
}
```

C++/CX

MainPage.xaml.h

```
private :
    OZReportViewer^ _viewer;
public :
    void onCreateReport();
    void onScript_save_memorystream();
```

MainPage.xaml.cpp

```
void OZWinUWPViewerSample::onCreateReport()
{
    try {
        if (_viewer != nullptr) {
            _viewer = nullptr;
        }
        String^ param =
"connection.servlet=http://127.0.0.1:8080/oz/server\nconnection.reportname=sample.
ozr";
        OZListener^ listener = ref new OZListener();
        _viewer = OZReportAPI::CreateViewer(Border, listener, param);
    }
    catch (Exception^ ex) {
        String^ s = ex->Message;
```


Copyright © FORCS Co.,LTD. All rights reserved.

```
    }
}

void OZWinUWPViewerSample::onScript_save_memorystream()
{
    if (_viewer == nullptr)  {
        return;
    }
    _viewer->Script("save_memorystream");
}
```

OZListener.h

```
using namespace oz::api;
using namespace Windows::UI::Xaml;
using namespace Windows::UI::Xaml::Controls;

namespace OZWinUWPViewerSample
{
    public ref class OZListener sealed: public OZReportCommandListener
    {
        // Override
        public :
            virtual void OZExportMemoryStreamCallBack(String^ outputdata)
            {
                // Input Script
            }
    };
```

Copyright © FORCS Co.,LTD. All rights reserved.

```
}
```


Copyright © FORCS Co.,LTD. All rights reserved.

OZLinkCommand

This event occurs after running the SetLinkEvent or setLinkEvent function.

Arguments

docindex - Report index(zero-based index)

compname - Component name

usertag - User tag

uservalue - User value

mousebutton - Clicked mouse button(Left, Right)

Reference

To use the OZLinkCommand event, the value of viewer.linkcommand must be set to true.

OZLinkCommand Example - ActiveX Viewer

```
<html>
<head>
<script language="Javascript">
  function OZLinkCommand_OZViewer(docindex, compname, usertag, uservalue,
mousebutton) {
```

Copyright © FORCS Co.,LTD. All rights reserved.

```
        alert(docindex);
        alert(compname);
        alert(usertag);
        alert(uservalue);
        alert(mousebutton);
    }
</script>
</head>
<body>
<div id="RunOZViewer">
    <object id="OZViewer" classid="clsid:0DEF32F8-170F-46f8-B1FF-4BF7443F5F25"
width="100%" height="100%">
    <param name="connection.servlet" value="http://127.0.0.1:8080/oz/server">
    <param name="connection.reportname" value="sample.ozr">
    <param name="viewer.linkcommand" value="true">
    </object>
</div>
</body>
</html>
```

OZLinkCommand Example - HTML5 Viewer

Copyright © FORCS Co.,LTD. All rights reserved.

```
<!DOCTYPE html>
<html style="height:100%">
<head>
<meta http-equiv="X-UA-Compatible" content="IE=edge"/>
<script src="http://code.jquery.com/jquery-2.0.3.min.js"></script>
<link rel="stylesheet" href="http://code.jquery.com/ui/1.12.1/themes/base/jquery-
ui.css" type="text/css"/>
<script src="http://code.jquery.com/ui/1.12.1/jquery-ui.min.js"></script>
<link rel="stylesheet" href="http://127.0.0.1:8080/ozrviewer/ui.dynatree.css"
type="text/css"/>
<script type="text/javascript" src="http://127.0.0.1:8080/ozrviewer/jquery.dynatree.js"
charset="utf-8"></script>
<script type="text/javascript" src="http://127.0.0.1:8080/ozrviewer/OZJSViewer.js"
charset="utf-8"></script>
<!-- If you want to run the HTML5SVG viewer please change the OZJSViewer.js to
OZJSSVGViewer.js.
<script type="text/javascript" src="http://127.0.0.1:8080/ozrviewer/OZJSSVGViewer.js"
charset="utf-8"></script>
-->
<script language="JavaScript">
  function OZLinkCommand_OZViewer(docindex, compname, usertag, uservalue,
mousebutton) {
      alert(docindex);
      alert(compname);
      alert(usertag);
      alert(uservalue);
      alert(mousebutton);
```

Copyright © FORCS Co.,LTD. All rights reserved.

```
    }
</script>
</head>
<body style="width:98%;height:98%">
<div id="OZViewer" style="width:98%;height:98%"></div>
<script type="text/javascript" >
    function SetOZParamters_OZViewer(){
        var oz;
        oz = document.getElementById("OZViewer");
        oz.sendToActionScript("connection.servlet","http://127.0.0.1:8080/oz/server");
        oz.sendToActionScript("connection.reportname","sample.ozr");
        oz.sendToActionScript("viewer.linkcommand","true");
        return true;
    }
    start_ozjs("OZViewer","http://127.0.0.1:8080/ozrviewer/");
</script>
</body>
</html>
```

OZLinkCommand Example - Android Viewer

```
...
```


Copyright © FORCS Co.,LTD. All rights reserved.

```
import oz.api.OZReportCommandListener;
...

@Override
public void onCreate(Bundle savedInstanceState)
{
    super.onCreate(savedInstanceState);

    String params = "connection.servlet=http://127.0.0.1:8080/oz/server";
    params += "\n" + "connection.reportname=sample.ozr";
    params += "\n" + "viewer.linkcommand=true";
    FrameLayout flayout = new FrameLayout(this);

    OZReportCommandListener listener = new OZReportCommandListener()
    {
        ...
        @Override
        public void OZLinkCommand(String docindex, String compname, String usertag,
String uservalue, String mousebutton)
        {
            // Input Script
        }
        ...
    };
    viewer = OZReportAPI.createViewer(flayout, listener, params);
}
...
```

Copyright © FORCS Co.,LTD. All rights reserved.

OZLinkCommand Example - iOS Viewer

ViewController.h

```
#import <UIKit/UIKit.h>
#import "OZReportAPI.h"

@interface ViewController : UIViewController <OZReportCommandListener>
{
   IBOutlet UIView* _reportView;
}
...
```

ViewController.m

```
...
- (void) createViewer
{
...
   NSString* strParam = @"connection.servlet=http://127.0.0.1:8080/oz/server\n"
                        @"connection.reportname=sample.ozr\n"
                        @"viewer.linkcommand=true";
   OZReportViewer* reportViewer = [OZReportAPI createViewer:self view:_reportView
param:strParam];
   self.viewer = reportViewer;
   [reportViewer release];
```


Copyright © FORCS Co.,LTD. All rights reserved.

```
...
}

- (void) OZLinkCommand: (NSString*)docindex :(NSString*)compname :(NSString*)
usertag :(NSString*)uservalue :(NSString*)mousebutton
{
    // Input Script
}
...
```

OZLinkCommand Example - WinUWP Viewer

C#

MainPage.xaml.cs

```
public void onCreateReport()
{
    try {
        if (_viewer != null) {
            _viewer.Dispose();
        }
```

Copyright © FORCS Co.,LTD. All rights reserved.

```
        string param =
"connection.servlet=http://127.0.0.1:8080/oz/server\nconnection.reportname=sample.
ozr\nviewer.linkcommand=true";
        OZListener listener = new OZListener();
        _viewer = OZReportAPI.CreateViewer(Border, listener, param);
    }
    catch (Exception ex) {
        string s = ex.Message;
    }
}
```

OZListener.cs

```
using oz.api;
using Windows.UI.Xaml;
using Windows.UI.Xaml.Controls;

namespace OZSample
{
    public class OZListener : OZReportCommandListener
    {
        // Override
        public void OZLinkCommand(string docindex, string compname, string usertag,
string uservalue, string mousebutton)
        {
            // Input Script
        }
    }
```


Copyright © FORCS Co.,LTD. All rights reserved.

```
}
```

C++/CX

MainPage.xaml.h

```
private :
    OZReportViewer^ _viewer;
public :
    void onCreateReport();
```

MainPage.xaml.cpp

```
void OZWinUWPViewerSample::onCreateReport()
{
    try {
        if (_viewer != nullptr) {
            _viewer = nullptr;
        }
        String^ param =
"connection.servlet=http://127.0.0.1:8080/oz/server\nconnection.reportname=sample.
ozr\nviewer.linkcommand=true";
        OZListener^ listener = ref new OZListener();
        _viewer = OZReportAPI::CreateViewer(Border, listener, param);
    }
    catch (Exception^ ex) {
        String^ s = ex->Message;
    }
}
```

OZListener.h

Copyright © FORCS Co.,LTD. All rights reserved.

```
using namespace oz::api;
using namespace Windows::UI::Xaml;
using namespace Windows::UI::Xaml::Controls;

namespace OZWinUWPViewerSample
{
    public ref class OZListener sealed: public OZReportCommandListener
    {
        // Override
        public :
            virtual void OZLinkCommand(String^ docindex, String^ compname, String^
usertag, String^ uservalue, String^ mousebutton)
            {
                // Input Script
            }
    };
}
```


Copyright © FORCS Co.,LTD. All rights reserved.

OZMailCommand

This event occurs after sending the report by oz-mail.

Arguments

code - Success or failure(0 : Failure, 1 : Success)

Reference

To use the OZMailCommand event, the value of viewer.mailcommand must be set to true.

OZMailCommand Example - ActiveX Viewer

```
<html>
<head>
<script language="Javascript">
  function OZMailCommand_OZViewer(code) {
    if(code=="1") {
      alert("Success");
    } else if(code=="0") {
      alert("Failure");
    }
```

Copyright © FORCS Co.,LTD. All rights reserved.

```
  }
</script>
</head>
<body>
<div id="RunOZViewer">
  <object id="OZViewer" classid="clsid:0DEF32F8-170F-46f8-B1FF-4BF7443F5F25"
width="100%" height="100%">
  <param name="connection.servlet" value="http://127.0.0.1:8080/oz/server">
  <param name="connection.reportname" value="sample.ozr">
  <param name="viewer.mailcommand" value="true">
  </object>
</div>
</body>
</html>
```

OZMailCommand Example - Android Viewer

```
...
import oz.api.OZReportCommandListener;
...

@Override
```


Copyright © FORCS Co.,LTD. All rights reserved.

```
public void onCreate(Bundle savedInstanceState)
{
    super.onCreate(savedInstanceState);

    String params = "connection.servlet=http://127.0.0.1:8080/oz/server";
    params += "\n" + "connection.reportname=sample.ozr";
    params += "\n" + "viewer.mailcommand=true";
    FrameLayout flayout = new FrameLayout(this);

    OZReportCommandListener listener = new OZReportCommandListener()
    {
        ...
        @Override
        public void OZMailCommand(String code)
        {
            // Input Script
        }
        ...
    };
    viewer = OZReportAPI.createViewer(flayout, listener, params);
}
...
```

Copyright © FORCS Co.,LTD. All rights reserved.

OZMailCommand Example - iOS Viewer

ViewController.h

```
#import <UIKit/UIKit.h>
#import "OZReportAPI.h"

@interface ViewController : UIViewController <OZReportCommandListener>
{
   IBOutlet UIView* _reportView;
}
...
```

ViewController.m

```
...
- (void) createViewer
{
...
   NSString* strParam = @"connection.servlet=http://127.0.0.1:8080/oz/server\n"
                        @"connection.reportname=sample.ozr\n"
                        @"viewer.mailcommand=true";
   OZReportViewer* reportViewer = [OZReportAPI createViewer:self view:_reportView
param:strParam];
   self.viewer = reportViewer;
   [reportViewer release];
```


Copyright © FORCS Co.,LTD. All rights reserved.

```
...
}

- (void) OZMailCommand: (NSString*)code
{
    // Input Script
}
...
```

OZMailCommand Example - WinUWP Viewer

C#

MainPage.xaml.cs

```
public void onCreateReport()
{
    try {
        if (_viewer != null) {
            _viewer.Dispose();
        }
```

Copyright © FORCS Co.,LTD. All rights reserved.

```
        string param =
"connection.servlet=http://127.0.0.1:8080/oz/server\nconnection.reportname=sample.
ozr\nviewer.mailcommand=true";
        OZListener listener = new OZListener();
        _viewer = OZReportAPI.CreateViewer(Border, listener, param);
    }
    catch (Exception ex) {
        string s = ex.Message;
    }
}
```

OZListener.cs

```
using oz.api;
using Windows.UI.Xaml;
using Windows.UI.Xaml.Controls;

namespace OZSample
{
    public class OZListener : OZReportCommandListener
    {
        // Override
        public void OZMailCommand(string code)
        {
            // Input Script
        }
    }
}
```


Copyright © FORCS Co.,LTD. All rights reserved.

C++/CX

MainPage.xaml.h

```
private :
    OZReportViewer^ _viewer;
public :
    void onCreateReport();
```

MainPage.xaml.cpp

```
void OZWinUWPViewerSample::onCreateReport()
{
    try {
        if (_viewer != nullptr) {
            _viewer = nullptr;
        }
        String^ param =
"connection.servlet=http://127.0.0.1:8080/oz/server\nconnection.reportname=sample.
ozr\nviewer.mailcommand=true";
        OZListener^ listener = ref new OZListener();
        _viewer = OZReportAPI::CreateViewer(Border, listener, param);
    }
    catch (Exception^ ex) {
        String^ s = ex->Message;
    }
}
```

OZListener.h

```
using namespace oz::api;
```

Copyright © FORCS Co.,LTD. All rights reserved.

```
using namespace Windows::UI::Xaml;
using namespace Windows::UI::Xaml::Controls;

namespace OZWinUWPViewerSample
{
    public ref class OZListener sealed: public OZReportCommandListener
    {
        // Override
        public :
            virtual void OZMailCommand(String^ code)
            {
                // Input Script
            }
    };
}
```


Copyright © FORCS Co.,LTD. All rights reserved.

OZPageBindCommand

This event occurs after binding the pages.

Arguments

docindex - Report index(zero-based index)

pagecount - Page number

Reference

The OZPageBindCommand event periodically occurs by the value of viewer.pagebindcommandinterval, regardless of interval OZPageBindCommand event occurs on the final page. To use the OZPageBindCommand event, the value of viewer.pagebindcommandinterval must be set greater than 0.

OZPageBindCommand Example - ActiveX Viewer

```
<html>
<head>
<script language="Javascript">
  function OZPageBindCommand_OZViewer(docindex, pagecount) {
    alert(docindex);
```

Copyright © FORCS Co.,LTD. All rights reserved.

```
        alert(pagecount);
    }
</script>
</head>
<body>
<div id="RunOZViewer">
    <object id="OZViewer" classid="clsid:0DEF32F8-170F-46f8-B1FF-4BF7443F5F25"
width="100%" height="100%">
    <param name="connection.servlet" value="http://127.0.0.1:8080/oz/server">
    <param name="connection.reportname" value="sample.ozr">
    <param name="viewer.pagebindcommandinterval" value="10">
    </object>
</div>
</body>
</html>
```

OZPageBindCommand Example - HTML5 Viewer

```
<!DOCTYPE html>
<html style="height:100%">
<head>
<meta http-equiv="X-UA-Compatible" content="IE=edge"/>
```


Copyright © FORCS Co.,LTD. All rights reserved.

```
<script src="http://code.jquery.com/jquery-2.0.3.min.js"></script>
<link rel="stylesheet" href="http://code.jquery.com/ui/1.12.1/themes/base/jquery-ui.css" type="text/css"/>
<script src="http://code.jquery.com/ui/1.12.1/jquery-ui.min.js"></script>
<link rel="stylesheet" href="http://127.0.0.1:8080/ozrviewer/ui.dynatree.css" type="text/css"/>
<script type="text/javascript" src="http://127.0.0.1:8080/ozrviewer/jquery.dynatree.js" charset="utf-8"></script>
<script type="text/javascript" src="http://127.0.0.1:8080/ozrviewer/OZJSViewer.js" charset="utf-8"></script>
<!-- If you want to run the HTML5SVG viewer please change the OZJSViewer.js to OZJSSVGViewer.js.
<script type="text/javascript" src="http://127.0.0.1:8080/ozrviewer/OZJSSVGViewer.js" charset="utf-8"></script>
-->
<script language="JavaScript">
  function OZPageBindCommand_OZViewer(docindex, pagecount) {
    alert(docindex);
    alert(pagecount);
  }
</script>
</head>
<body style="width:98%;height:98%">
<div id="OZViewer" style="width:98%;height:98%"></div>
<script type="text/javascript" >
  function SetOZParamters_OZViewer(){
    var oz;
```

Copyright © FORCS Co.,LTD. All rights reserved.

```
        oz = document.getElementById("OZViewer");
        oz.sendToActionScript("connection.servlet","http://127.0.0.1:8080/oz/server");
        oz.sendToActionScript("connection.reportname","sample.ozr");
        oz.sendToActionScript("viewer.pagebindcommandinterval","10");
        return true;
    }
    start_ozjs("OZViewer","http://127.0.0.1:8080/ozrviewer/");
</script>
</body>
</html>
```

OZPageBindCommand Example - Android Viewer

```
...
import oz.api.OZReportCommandListener;
...

@Override
public void onCreate(Bundle savedInstanceState)
{
    super.onCreate(savedInstanceState);

```


Copyright © FORCS Co.,LTD. All rights reserved.

```
    String params = "connection.servlet=http://127.0.0.1:8080/oz/server";
    params += "\n" + "connection.reportname=sample.ozr";
    params += "\n" + "viewer.pagebindcommandinterval=10";
    FrameLayout flayout = new FrameLayout(this);

    OZReportCommandListener listener = new OZReportCommandListener()
    {
        ...
        @Override
        public void OZPageBindCommand(String docindex, String pagecount)
        {
            // Input Script
        }
        ...
    };
    viewer = OZReportAPI.createViewer(flayout, listener, params);
}
...
```

OZPageBindCommand Example - iOS Viewer

ViewController.h

Copyright © FORCS Co.,LTD. All rights reserved.

```
#import <UIKit/UIKit.h>
#import "OZReportAPI.h"

@interface ViewController : UIViewController <OZReportCommandListener>
{
    IBOutlet UIView* _reportView;
}
...
```

ViewController.m

```
...
- (void) createViewer
{
...
    NSString* strParam = @"connection.servlet=http://127.0.0.1:8080/oz/server\n"
                         @"connection.reportname=sample.ozr\n"
                         @"viewer.pagebindcommandinterval=10";
    OZReportViewer* reportViewer = [OZReportAPI createViewer:self view:_reportView
param:strParam];
    self.viewer = reportViewer;
    [reportViewer release];
...
}

- (void) OZPageBindCommand: (NSString*)docindex :(NSString*)pagecount
{
    // Input Script
}
```


Copyright © FORCS Co.,LTD. All rights reserved.

```
...
```

OZPageBindCommand Example - WinUWP Viewer

C#

MainPage.xaml.cs

```
public void onCreateReport()
{
    try {
        if (_viewer != null) {
            _viewer.Dispose();
        }
        string param =
"connection.servlet=http://127.0.0.1:8080/oz/server\nconnection.reportname=sample.
ozr\nviewer.pagebindcommandinterval=10";
        OZListener listener = new OZListener();
        _viewer = OZReportAPI.CreateViewer(Border, listener, param);
    }
    catch (Exception ex) {
        string s = ex.Message;
    }
```

Copyright © FORCS Co.,LTD. All rights reserved.

```
}
```

OZListener.cs

```
using oz.api;
using Windows.UI.Xaml;
using Windows.UI.Xaml.Controls;

namespace OZSample
{
    public class OZListener : OZReportCommandListener
    {
        // Override
        public void OZPageBindCommand(string docindex, string pagecount)
        {
            // Input Script
        }
    }
}
```

C++/CX

MainPage.xaml.h

```
private :
    OZReportViewer^ _viewer;
public :
    void onCreateReport();
```

MainPage.xaml.cpp

```
void OZWinUWPViewerSample::onCreateReport()
```


Copyright © FORCS Co.,LTD. All rights reserved.

```
{
    try {
        if (_viewer != nullptr) {
            _viewer = nullptr;
        }
        String^ param =
"connection.servlet=http://127.0.0.1:8080/oz/server\nconnection.reportname=sample.
ozr\nviewer.pagebindcommandinterval=10";
        OZListener^ listener = ref new OZListener();
        _viewer = OZReportAPI::CreateViewer(Border, listener, param);
    }
    catch (Exception^ ex) {
        String^ s = ex->Message;
    }
}
```

OZListener.h

```
using namespace oz::api;
using namespace Windows::UI::Xaml;
using namespace Windows::UI::Xaml::Controls;

namespace OZWinUWPViewerSample
{
    public ref class OZListener sealed: public OZReportCommandListener
    {
        // Override
        public :
            virtual void OZPageBindCommand(String^ docindex, String^ pagecount)
```

Copyright © FORCS Co.,LTD. All rights reserved.

```
        {
            // Input Script
        }
    };
}
```


Copyright © FORCS Co.,LTD. All rights reserved.

OZPageChangeCommand

This event occurs after changing the page.

Arguments

docindex - Report index(zero-based index)

Reference

To use the OZPageChangeCommand event, the value of viewer.pagechangecommand must be set to true.

OZPageChangeCommand Example - ActiveX Viewer

```
<html>
<head>
<script language="Javascript">
  function OZPageChangeCommand_OZViewer(docindex) {
    alert(docindex);
  }
</script>
</head>
```

Copyright © FORCS Co.,LTD. All rights reserved.

```
<body>
<div id="RunOZViewer">
  <object id="OZViewer" classid="clsid:0DEF32F8-170F-46f8-B1FF-4BF7443F5F25"
width="100%" height="100%">
  <param name="connection.servlet" value="http://127.0.0.1:8080/oz/server">
  <param name="connection.reportname" value="sample.ozr">
  <param name="viewer.pagechangecommand" value="true">
  </object>
</div>
</body>
</html>
```

OZPageChangeCommand Example - HTML5 Viewer

```
<!DOCTYPE html>
<html style="height:100%">
<head>
<meta http-equiv="X-UA-Compatible" content="IE=edge"/>
<script src="http://code.jquery.com/jquery-2.0.3.min.js"></script>
<link rel="stylesheet" href="http://code.jquery.com/ui/1.12.1/themes/base/jquery-
ui.css" type="text/css"/>
<script src="http://code.jquery.com/ui/1.12.1/jquery-ui.min.js"></script>
```


Copyright © FORCS Co.,LTD. All rights reserved.

```
<link rel="stylesheet" href="http://127.0.0.1:8080/ozrviewer/ui.dynatree.css"
type="text/css"/>
<script type="text/javascript" src="http://127.0.0.1:8080/ozrviewer/jquery.dynatree.js"
charset="utf-8"></script>
<script type="text/javascript" src="http://127.0.0.1:8080/ozrviewer/OZJSViewer.js"
charset="utf-8"></script>
<!-- If you want to run the HTML5SVG viewer please change the OZJSViewer.js to
OZJSSVGViewer.js.
<script type="text/javascript" src="http://127.0.0.1:8080/ozrviewer/OZJSSVGViewer.js"
charset="utf-8"></script>
-->
<script language="JavaScript">
  function OZPageChangeCommand_OZViewer(docindex) {
    alert(docindex);
  }
</script>
</head>
<body style="width:98%;height:98%">
<div id="OZViewer" style="width:98%;height:98%"></div>
<script type="text/javascript" >
  function SetOZParamters_OZViewer(){
    var oz;
    oz = document.getElementById("OZViewer");
    oz.sendToActionScript("connection.servlet","http://127.0.0.1:8080/oz/server");
    oz.sendToActionScript("connection.reportname","sample.ozr");
    oz.sendToActionScript("viewer.pagechangecommand","true");
    return true;
```

Copyright © FORCS Co.,LTD. All rights reserved.

```
  }
  start_ozjs("OZViewer","http://127.0.0.1:8080/ozrviewer/");
</script>
</body>
</html>
```

OZPageChangeCommand Example - Android Viewer

```
...
import oz.api.OZReportCommandListener;
...

@Override
public void onCreate(Bundle savedInstanceState)
{
  super.onCreate(savedInstanceState);

  String params = "connection.servlet=http://127.0.0.1:8080/oz/server";
  params += "\n" + "connection.reportname=sample.ozr";
  params += "\n" + "viewer.pagechangecommand=true";
  FrameLayout flayout = new FrameLayout(this);

```


Copyright © FORCS Co.,LTD. All rights reserved.

```
    OZReportCommandListener listener = new OZReportCommandListener()
    {
        ...
        @Override
        public void OZPageChangeCommand(String docindex)
        {
            // Input Script
        }
        ...
    };
    viewer = OZReportAPI.createViewer(flayout, listener, params);
}
...
```

OZPageChangeCommand Example - iOS Viewer

ViewController.h

```
#import <UIKit/UIKit.h>
#import "OZReportAPI.h"

@interface ViewController : UIViewController <OZReportCommandListener>
{
```

Copyright © FORCS Co.,LTD. All rights reserved.

```
    IBOutlet UIView* _reportView;
}
...
```

ViewController.m

```
...
- (void) createViewer
{
...
    NSString* strParam = @"connection.servlet=http://127.0.0.1:8080/oz/server\n"
                         @"connection.reportname=sample.ozr\n"
                         @"viewer.pagechangecommand=true";
    OZReportViewer* reportViewer = [OZReportAPI createViewer:self view:_reportView
param:strParam];
    self.viewer = reportViewer;
    [reportViewer release];
...
}

- (void) OZPageChangeCommand: (NSString*)docindex;
{
    // Input Script
}
...
```


Copyright © FORCS Co.,LTD. All rights reserved.

OZPageChangeCommand Example - WinUWP Viewer

C#

MainPage.xaml.cs

```
public void onCreateReport()
{
    try {
        if (_viewer != null) {
            _viewer.Dispose();
        }
        string param =
"connection.servlet=http://127.0.0.1:8080/oz/server\nconnection.reportname=sample.
ozr\nviewer.pagechangecommand=true";
        OZListener listener = new OZListener();
        _viewer = OZReportAPI.CreateViewer(Border, listener, param);
    }
    catch (Exception ex) {
        string s = ex.Message;
    }
}
```

OZListener.cs

```
using oz.api;
```

Copyright © FORCS Co.,LTD. All rights reserved.

```
using Windows.UI.Xaml;
using Windows.UI.Xaml.Controls;

namespace OZSample
{
    public class OZListener : OZReportCommandListener
    {
        // Override
        public void OZPageChangeCommand(string docindex)
        {
            // Input Script
        }
    }
}
```

C++/CX

MainPage.xaml.h

```
private :
    OZReportViewer^ _viewer;
public :
    void onCreateReport();
```

MainPage.xaml.cpp

```
void OZWinUWPViewerSample::onCreateReport()
{
    try {
        if (_viewer != nullptr) {
```


Copyright © FORCS Co.,LTD. All rights reserved.

```
            _viewer = nullptr;
        }
        String^ param =
"connection.servlet=http://127.0.0.1:8080/oz/server\nconnection.reportname=sample.
ozr\nviewer.pagechangecommand=true";
        OZListener^ listener = ref new OZListener();
        _viewer = OZReportAPI::CreateViewer(Border, listener, param);
    }
    catch (Exception^ ex) {
        String^ s = ex->Message;
    }
}
```

OZListener.h

```
using namespace oz::api;
using namespace Windows::UI::Xaml;
using namespace Windows::UI::Xaml::Controls;

namespace OZWinUWPViewerSample
{
    public ref class OZListener sealed: public OZReportCommandListener
    {
        // Override
        public :
            virtual void OZPageChangeCommand(String^ docindex)
            {
                // Input Script
            }
```

Copyright © FORCS Co.,LTD. All rights reserved.

```
    };
}
```


Copyright © FORCS Co.,LTD. All rights reserved.

OZPostCommand

This event occurs after previewing the report in the viewer window. This event occurs also after saving or printing the report directly without the viewer window.

Arguments

cmd - Command

msg - Message

Reference

To use the OZPostCommand event, the value of viewer.postcommand must be set to "command;message" format.

OZPostCommand Example - ActiveX Viewer

```
<html>
<head>
<script language="Javascript">
  function OZPostCommand_OZViewer(cmd, msg) {
    alert(cmd);
    alert(msg);
```

Copyright © FORCS Co.,LTD. All rights reserved.

```
  }
</script>
</head>
<body>
<div id="RunOZViewer">
  <object id="OZViewer" classid="clsid:0DEF32F8-170F-46f8-B1FF-4BF7443F5F25"
width="100%" height="100%">
  <param name="connection.servlet" value="http://127.0.0.1:8080/oz/server">
  <param name="connection.reportname" value="sample.ozr">
  <param name="viewer.postcommand" value="command;messages">
  </object>
</div>
</body>
</html>
```

OZPostCommand Example - HTML5 Viewer

```
<!DOCTYPE html>
<html style="height:100%">
<head>
<meta http-equiv="X-UA-Compatible" content="IE=edge"/>
<script src="http://code.jquery.com/jquery-2.0.3.min.js"></script>
```


Copyright © FORCS Co.,LTD. All rights reserved.

```
<link rel="stylesheet" href="http://code.jquery.com/ui/1.12.1/themes/base/jquery-ui.css" type="text/css"/>
<script src="http://code.jquery.com/ui/1.12.1/jquery-ui.min.js"></script>
<link rel="stylesheet" href="http://127.0.0.1:8080/ozrviewer/ui.dynatree.css" type="text/css"/>
<script type="text/javascript" src="http://127.0.0.1:8080/ozrviewer/jquery.dynatree.js" charset="utf-8"></script>
<script type="text/javascript" src="http://127.0.0.1:8080/ozrviewer/OZJSViewer.js" charset="utf-8"></script>
<!-- If you want to run the HTML5SVG viewer please change the OZJSViewer.js to OZJSSVGViewer.js.
<script type="text/javascript" src="http://127.0.0.1:8080/ozrviewer/OZJSSVGViewer.js" charset="utf-8"></script>
-->
<script language="JavaScript">
  function OZPostCommand_OZViewer(cmd, msg) {
    alert(cmd);
    alert(msg);
  }
</script>
</head>
<body style="width:98%;height:98%">
<div id="OZViewer" style="width:98%;height:98%"></div>
<script type="text/javascript" >
  function SetOZParamters_OZViewer(){
    var oz;
    oz = document.getElementById("OZViewer");
```

Copyright © FORCS Co.,LTD. All rights reserved.

```
        oz.sendToActionScript("connection.servlet","http://127.0.0.1:8080/oz/server");
        oz.sendToActionScript("connection.reportname","sample.ozr");
        oz.sendToActionScript("viewer.postcommand","command;messages");
        return true;
    }
    start_ozjs("OZViewer","http://127.0.0.1:8080/ozrviewer/");
</script>
</body>
</html>
```

OZPostCommand Example - Android Viewer

```
...
import oz.api.OZReportCommandListener;
...

@Override
public void onCreate(Bundle savedInstanceState)
{
    super.onCreate(savedInstanceState);

    String params = "connection.servlet=http://127.0.0.1:8080/oz/server";
```


Copyright © FORCS Co.,LTD. All rights reserved.

```
    params += "\n" + "connection.reportname=sample.ozr";
    params += "\n" + "viewer.postcommand=command;messages";
    FrameLayout flayout = new FrameLayout(this);

    OZReportCommandListener listener = new OZReportCommandListener()
    {
        ...
        @Override
        public void OZPostCommand(String cmd, String msg)
        {
            // Input Script
        }
        ...
    };
    viewer = OZReportAPI.createViewer(flayout, listener, params);
}
...
```

OZPostCommand Example - iOS Viewer

ViewController.h

```
#import <UIKit/UIKit.h>
```

Copyright © FORCS Co.,LTD. All rights reserved.

```
#import "OZReportAPI.h"

@interface ViewController : UIViewController <OZReportCommandListener>
{
    IBOutlet UIView* _reportView;
}
...
```

ViewController.m

```
...
- (void) createViewer
{
...
    NSString* strParam = @"connection.servlet=http://127.0.0.1:8080/oz/server\n"
                         @"connection.reportname=sample.ozr\n"
                         @"viewer.postcommand=command;messages";
    OZReportViewer* reportViewer = [OZReportAPI createViewer:self view:_reportView
param:strParam];
    self.viewer = reportViewer;
    [reportViewer release];
...
}

- (void) OZPostCommand: (NSString*)cmd :(NSString*)msg
{
    // Input Script
}
```


Copyright © FORCS Co.,LTD. All rights reserved.

```
...
```

OZPostCommand Example - WinUWP Viewer

C#

MainPage.xaml.cs

```
public void onCreateReport()
{
    try {
        if (_viewer != null) {
            _viewer.Dispose();
        }
        string param =
"connection.servlet=http://127.0.0.1:8080/oz/server\nconnection.reportname=sample.
ozr\nviewer.postcommand=command;messages";
        OZListener listener = new OZListener();
        _viewer = OZReportAPI.CreateViewer(Border, listener, param);
    }
    catch (Exception ex) {
        string s = ex.Message;
    }
```

Copyright © FORCS Co.,LTD. All rights reserved.

```
}
```

OZListener.cs

```
using oz.api;
using Windows.UI.Xaml;
using Windows.UI.Xaml.Controls;

namespace OZSample
{
    public class OZListener : OZReportCommandListener
    {
        // Override
        public void OZPostCommand(string cmd, string msg)
        {
            // Input Script
        }
    }
}
```

C++/CX

MainPage.xaml.h

```
private :
    OZReportViewer^ _viewer;
public :
    void onCreateReport();
```

MainPage.xaml.cpp

```
void OZWinUWPViewerSample::onCreateReport()
```


Copyright © FORCS Co.,LTD. All rights reserved.

```
{
    try {
        if (_viewer != nullptr) {
            _viewer = nullptr;
        }
        String^ param =
"connection.servlet=http://127.0.0.1:8080/oz/server\nconnection.reportname=sample.
ozr\nviewer.postcommand=command;messages";
        OZListener^ listener = ref new OZListener();
        _viewer = OZReportAPI::CreateViewer(Border, listener, param);
    }
    catch (Exception^ ex) {
        String^ s = ex->Message;
    }
}
```

OZListener.h

```
using namespace oz::api;
using namespace Windows::UI::Xaml;
using namespace Windows::UI::Xaml::Controls;

namespace OZWinUWPViewerSample
{
    public ref class OZListener sealed: public OZReportCommandListener
    {
        // Override
        public :
            virtual void OZPostCommand(String^ cmd, String^ msg)
```

Copyright © FORCS Co.,LTD. All rights reserved.

```
        {
            // Input Script
        }
    };
}
```


Copyright © FORCS Co.,LTD. All rights reserved.

OZPrintCommand

This event occurs after printing or canceling printing the report.

Arguments

msg - Message

code - Success or failure(0 : Success, 1 : Failure)

reportname - Report name

printername - Printer name

printcopy - Print copies

printpages - The number of pages printed

printrange - The range of printed(all : All pages, current : Current page, selected : Selection, range : Pages, selectedreport : Reports)

username - User name

printerdrivername - Printer driver name

printpagesrange - Range of the printed page

Reference

To use the OZPrintCommand event, the value of viewer.printcommand must be set to true. The options that are not supported by the print dialog box for each OZ Viewer are returned to their default value.

Copyright © FORCS Co.,LTD. All rights reserved.

OZPrintCommand Example - ActiveX Viewer

```
<html>
<head>
<script language="Javascript">
  function OZPrintCommand_OZViewer(msg, code, reportname, printername,
printcopy, printpages, printrange, username, printerdrivername, printpagesrange) {
      if(code==0) {
          alert(msg);
          alert(reportname);
          alert(printername);
          alert(printcopy);
          alert(printpages);
          alert(printrange);
          alert(username);
          alert(printerdrivername);
          alert(printpagesrange);
      }
  }
</script>
</head>
<body>
<div id="RunOZViewer">
```


Copyright © FORCS Co.,LTD. All rights reserved.

```
  <object id="OZViewer" classid="clsid:0DEF32F8-170F-46f8-B1FF-4BF7443F5F25"
width="100%" height="100%">
  <param name="connection.servlet" value="http://127.0.0.1:8080/oz/server">
  <param name="connection.reportname" value="sample.ozr">
  <param name="viewer.printcommand" value="true">
  </object>
</div>
</body>
</html>
```

OZPrintCommand Example - HTML5 Viewer

```
<!DOCTYPE html>
<html style="height:100%">
<head>
<meta http-equiv="X-UA-Compatible" content="IE=edge"/>
<script src="http://code.jquery.com/jquery-2.0.3.min.js"></script>
<link rel="stylesheet" href="http://code.jquery.com/ui/1.12.1/themes/base/jquery-
ui.css" type="text/css"/>
<script src="http://code.jquery.com/ui/1.12.1/jquery-ui.min.js"></script>
<link rel="stylesheet" href="http://127.0.0.1:8080/ozrviewer/ui.dynatree.css"
type="text/css"/>
```

Copyright © FORCS Co.,LTD. All rights reserved.

```
<script type="text/javascript" src="http://127.0.0.1:8080/ozrviewer/jquery.dynatree.js"
charset="utf-8"></script>
<script type="text/javascript" src="http://127.0.0.1:8080/ozrviewer/OZJSViewer.js"
charset="utf-8"></script>
<!-- If you want to run the HTML5SVG viewer please change the OZJSViewer.js to
OZJSSVGViewer.js.
<script type="text/javascript" src="http://127.0.0.1:8080/ozrviewer/OZJSSVGViewer.js"
charset="utf-8"></script>
-->
<script language="JavaScript">
   function OZPrintCommand_OZViewer(msg, code, reportname, printername,
printcopy, printpages, printrange, username, printerdrivername, printpagesrange) {
      if(code==0) {
         alert(msg);
         alert(reportname);
         alert(printcopy);
         alert(printpages);
         alert(printrange);
         alert(username);
         alert(printpagesrange);
      }
   }
</script>
</head>
<body style="width:98%;height:98%">
<div id="OZViewer" style="width:98%;height:98%"></div>
<script type="text/javascript" >
```


Copyright © FORCS Co.,LTD. All rights reserved.

```
  function SetOZParamters_OZViewer(){
      var oz;
      oz = document.getElementById("OZViewer");
      oz.sendToActionScript("connection.servlet","http://127.0.0.1:8080/oz/server");
      oz.sendToActionScript("connection.reportname","sample.ozr");
      oz.sendToActionScript("viewer.printcommand","true");
      return true;
  }
  start_ozjs("OZViewer","http://127.0.0.1:8080/ozrviewer/");
</script>
</body>
</html>
```

OZPrintCommand Example - Android Viewer

```
...
import oz.api.OZReportCommandListener;
...

@Override
public void onCreate(Bundle savedInstanceState)
{
```

Copyright © FORCS Co.,LTD. All rights reserved.

```
    super.onCreate(savedInstanceState);

    String params = "connection.servlet=http://127.0.0.1:8080/oz/server";
    params += "\n" + "connection.reportname=sample.ozr";
    params += "\n" + "viewer.printcommand=true";
    FrameLayout flayout = new FrameLayout(this);

    OZReportCommandListener listener = new OZReportCommandListener()
    {
        ...
        @Override
        public void OZPrintCommand(String msg, String code, String reportname, String
printername, String printcopy, String printpages, String printrange, String username,
String printerdrivername, String printpagesrange)
        {
            // Input Script
        }
        ...
    };

    viewer = OZReportAPI.createViewer(flayout, listener, params);
}
...
```


Copyright © FORCS Co.,LTD. All rights reserved.

OZPrintCommand Example - iOS Viewer

ViewController.h

```
#import <UIKit/UIKit.h>
#import "OZReportAPI.h"

@interface ViewController : UIViewController <OZReportCommandListener>
{
   IBOutlet UIView* _reportView;
}
...
```

ViewController.m

```
...
- (void) createViewer
{
...
   NSString* strParam = @"connection.servlet=http://127.0.0.1:8080/oz/server\n"
                        @"connection.reportname=sample.ozr\n"
                        @"viewer.printcommand=true";
   OZReportViewer* reportViewer = [OZReportAPI createViewer:self view:_reportView
param:strParam];
   self.viewer = reportViewer;
   [reportViewer release];
```

Copyright © FORCS Co.,LTD. All rights reserved.

```
...
}

- (void) OZPrintCommand: (NSString*)msg :(NSString*)code :(NSString*)reportname :
(NSString*)printername :(NSString*)printcopy :(NSString*)printpages :(NSString*)
printrange :(NSString*)username :(NSString*)printerdrivername :(NSString*)
printpagesrange
{
    // Input Script
}
...
```

OZPrintCommand Example - WinUWP Viewer

C#

MainPage.xaml.cs

```
public void onCreateReport()
{
    try {
        if (_viewer != null) {
            _viewer.Dispose();
```


Copyright © FORCS Co.,LTD. All rights reserved.

```
        }
        string param =
"connection.servlet=http://127.0.0.1:8080/oz/server\nconnection.reportname=sample.
ozr\nviewer.printcommand=command";
        OZListener listener = new OZListener();
        _viewer = OZReportAPI.CreateViewer(Border, listener, param);
    }
    catch (Exception ex) {
        string s = ex.Message;
    }
}
```

OZListener.cs

```
using oz.api;
using Windows.UI.Xaml;
using Windows.UI.Xaml.Controls;

namespace OZSample
{
    public class OZListener : OZReportCommandListener
    {
        // Override
        public void OZPrintCommand(string msg, string code, string reportname, string
printername, string printcopy, string printpages, string printrange, string username,
string printerdrivername, string printpagesrange)
        {
            // Input Script
        }
```

Copyright © FORCS Co.,LTD. All rights reserved.

```
    }
}
```

C++/CX

MainPage.xaml.h

```
private :
    OZReportViewer^ _viewer;
public :
    void onCreateReport();
```

MainPage.xaml.cpp

```
void OZWinUWPViewerSample::onCreateReport()
{
    try {
        if (_viewer != nullptr) {
            _viewer = nullptr;
        }
        String^ param =
"connection.servlet=http://127.0.0.1:8080/oz/server\nconnection.reportname=sample.
ozr\nviewer.printcommand=command";
        OZListener^ listener = ref new OZListener();
        _viewer = OZReportAPI::CreateViewer(Border, listener, param);
    }
    catch (Exception^ ex) {
        String^ s = ex->Message;
    }
}
```


Copyright © FORCS Co.,LTD. All rights reserved.

OZListener.h

```
using namespace oz::api;
using namespace Windows::UI::Xaml;
using namespace Windows::UI::Xaml::Controls;
namespace OZWinUWPViewerSample
{
    public ref class OZListener sealed: public OZReportCommandListener
    {
        // Override
        public :
            virtual void OZPrintCommand(String^ msg, String^ code, String^ reportname,
String^ printername, String^ printcopy, String^ printpages, String^ printrange, String^
username, String^ printerdrivername, String^ printpagesrange)
            {
                // Input Script
            }
    };
}
```

Copyright © FORCS Co.,LTD. All rights reserved.

OZProgressCommand

This event occurs by report generation phase.

Arguments

step - Step of the report creating(0 : Setting Viewer Options, 1 : Download the report file, 2 : Create a report template, 3 : Download the data, 4 : Report binding)

state - State of the report creating(1 : Start, 2 : Finish)

reportname - Report name

Reference

To use the OZProgressCommand event, the value of viewer.progresscommand must be set to true.

OZProgressCommand Example - ActiveX Viewer

```
<html>
<head>
<script language="Javascript">
  function OZProgressCommand_OZViewer(step, state, reportname) {
    alert(step);
```


Copyright © FORCS Co.,LTD. All rights reserved.

```
        alert(state);
        alert(reportname);
    }
</script>
</head>
<body>
<div id="RunOZViewer">
    <object id="OZViewer" classid="clsid:0DEF32F8-170F-46f8-B1FF-4BF7443F5F25"
width="100%" height="100%">
    <param name="connection.servlet" value="http://127.0.0.1:8080/oz/server">
    <param name="connection.reportname" value="sample.ozr">
    <param name="viewer.progresscommand" value="true">
    </object>
</div>
</body>
</html>
```

OZProgressCommand Example - HTML5 Viewer

```
<!DOCTYPE html>
<html style="height:100%">
<head>
```

Copyright © FORCS Co.,LTD. All rights reserved.

```
<meta http-equiv="X-UA-Compatible" content="IE=edge"/>
<script src="http://code.jquery.com/jquery-2.0.3.min.js"></script>
<link rel="stylesheet" href="http://code.jquery.com/ui/1.12.1/themes/base/jquery-
ui.css" type="text/css"/>
<script src="http://code.jquery.com/ui/1.12.1/jquery-ui.min.js"></script>
<link rel="stylesheet" href="http://127.0.0.1:8080/ozrviewer/ui.dynatree.css"
type="text/css"/>
<script type="text/javascript" src="http://127.0.0.1:8080/ozrviewer/jquery.dynatree.js"
charset="utf-8"></script>
<script type="text/javascript" src="http://127.0.0.1:8080/ozrviewer/OZJSViewer.js"
charset="utf-8"></script>
<!-- If you want to run the HTML5SVG viewer please change the OZJSViewer.js to
OZJSSVGViewer.js.
<script type="text/javascript" src="http://127.0.0.1:8080/ozrviewer/OZJSSVGViewer.js"
charset="utf-8"></script>
-->
<script language="JavaScript">
  function OZProgressCommand_OZViewer(step, state, reportname) {
    alert(step);
    alert(state);
    alert(reportname);
  }
</script>
</head>
<body style="width:98%;height:98%">
<div id="OZViewer" style="width:98%;height:98%"></div>
<script type="text/javascript" >
```


Copyright © FORCS Co.,LTD. All rights reserved.

```
  function SetOZParamters_OZViewer(){
    var oz;
    oz = document.getElementById("OZViewer");
    oz.sendToActionScript("connection.servlet","http://127.0.0.1:8080/oz/server");
    oz.sendToActionScript("connection.reportname","sample.ozr");
    oz.sendToActionScript("viewer.progresscommand", "true");
    return true;
  }
  start_ozjs("OZViewer","http://127.0.0.1:8080/ozrviewer/");
</script>
</body>
</html>
```

OZProgressCommand Example - Android Viewer

```
...
import oz.api.OZReportCommandListener;
...

@Override
public void onCreate(Bundle savedInstanceState)
{
  super.onCreate(savedInstanceState);
```

Copyright © FORCS Co.,LTD. All rights reserved.

```
    String params = "connection.servlet=http://127.0.0.1:8080/oz/server";
    params += "\n" + "connection.reportname=sample.ozr";
    params += "\n" + "viewer.progresscommand=true";
    FrameLayout flayout = new FrameLayout(this);

    OZReportCommandListener listener = new OZReportCommandListener()
    {
        ...
        @Override
        public void OZProgressCommand(String step, String state, String reportname)
        {
            // Input Script
        }
        ...
    };
    viewer = OZReportAPI.createViewer(flayout, listener, params);
}
...
```

OZProgressCommand Example - iOS Viewer

Copyright © FORCS Co.,LTD. All rights reserved.

ViewController.h

```
#import <UIKit/UIKit.h>
#import "OZReportAPI.h"

@interface ViewController : UIViewController <OZReportCommandListener>
{
   IBOutlet UIView* _reportView;
}
...
```

ViewController.m

```
...
- (void) createViewer
{
...
   NSString* strParam = @"connection.servlet=http://127.0.0.1:8080/oz/server\n"
                        @"connection.reportname=sample.ozr\n"
                        @"viewer.progresscommand=true";
   OZReportViewer* reportViewer = [OZReportAPI createViewer:self view:_reportView
param:strParam];
   self.viewer = reportViewer;
   [reportViewer release];
...
}

- (void) OZProgressCommand: (NSString*)step :(NSString*)state :(NSString*)
reportname
{
```

Copyright © FORCS Co.,LTD. All rights reserved.

```
    // Input Script
}
...
```

OZProgressCommand Example - WinUWP Viewer

C#

MainPage.xaml.cs

```
public void onCreateReport()
{
    try {
        if (_viewer != null) {
            _viewer.Dispose();
        }
        string param =
"connection.servlet=http://127.0.0.1:8080/oz/server\nconnection.reportname=sample.
ozr\nviewer.progresscommand=true";
        OZListener listener = new OZListener();
        _viewer = OZReportAPI.CreateViewer(Border, listener, param);
    }
    catch (Exception ex) {
```


Copyright © FORCS Co.,LTD. All rights reserved.

```
        string s = ex.Message;
    }
}
```

OZListener.cs

```
using oz.api;
using Windows.UI.Xaml;
using Windows.UI.Xaml.Controls;

namespace OZSample
{
    public class OZListener : OZReportCommandListener
    {
        // Override
        public void OZProgressCommand(string step, string state, string reportname)
        {
            // Input Script
        }
    }
}
```

C++/CX

MainPage.xaml.h

```
private :
    OZReportViewer^ _viewer;
public :
    void onCreateReport();
```

Copyright © FORCS Co.,LTD. All rights reserved.

MainPage.xaml.cpp

```
void OZWinUWPViewerSample::onCreateReport()
{
    try {
        if (_viewer != nullptr) {
            _viewer = nullptr;
        }
        String^ param =
"connection.servlet=http://127.0.0.1:8080/oz/server\nconnection.reportname=sample.
ozr\nviewer.progresscommand=true";
        OZListener^ listener = ref new OZListener();
        _viewer = OZReportAPI::CreateViewer(Border, listener, param);
    }
    catch (Exception^ ex) {
        String^ s = ex->Message;
    }
}
```

OZListener.h

```
using namespace oz::api;
using namespace Windows::UI::Xaml;
using namespace Windows::UI::Xaml::Controls;

namespace OZWinUWPViewerSample
{
    public ref class OZListener sealed: public OZReportCommandListener
    {
        // Override
```


Copyright © FORCS Co.,LTD. All rights reserved.

```
    public :
        virtual void OZProgressCommand(String^ step, String^ state, String^
reportname)
        {
            // Input Script
        }
  };
}
```

Copyright © FORCS Co.,LTD. All rights reserved.

OZReportChangeCommand

This event occurs after changing the report in the oz viewer window.

Arguments

docindex - Report index(zero-based index)

Reference

To use the OZReportChangeCommand event, the value of viewer.reportchangecommand must be set to true.

OZReportChangeCommand Example - ActiveX Viewer

```
<html>
<head>
<script language="Javascript">
  function OZReportChangeCommand_OZViewer(docindex) {
    alert(docindex);
  }
</script>
</head>
```


Copyright © FORCS Co.,LTD. All rights reserved.

```
<body>
<div id="RunOZViewer">
  <object id="OZViewer" classid="clsid:0DEF32F8-170F-46f8-B1FF-4BF7443F5F25"
width="100%" height="100%">
  <param name="connection.servlet" value="http://127.0.0.1:8080/oz/server">
  <param name="connection.reportname" value="sample.ozr">
  <param name="viewer.reportchangecommand" value="true">
  </object>
</div>
</body>
</html>
```

OZReportChangeCommand Example - HTML5 Viewer

```
<!DOCTYPE html>
<html style="height:100%">
<head>
<meta http-equiv="X-UA-Compatible" content="IE=edge"/>
<script src="http://code.jquery.com/jquery-2.0.3.min.js"></script>
<link rel="stylesheet" href="http://code.jquery.com/ui/1.12.1/themes/base/jquery-
ui.css" type="text/css"/>
<script src="http://code.jquery.com/ui/1.12.1/jquery-ui.min.js"></script>
```

Copyright © FORCS Co.,LTD. All rights reserved.

```
<link rel="stylesheet" href="http://127.0.0.1:8080/ozrviewer/ui.dynatree.css"
type="text/css"/>
<script type="text/javascript" src="http://127.0.0.1:8080/ozrviewer/jquery.dynatree.js"
charset="utf-8"></script>
<script type="text/javascript" src="http://127.0.0.1:8080/ozrviewer/OZJSViewer.js"
charset="utf-8"></script>
<!-- If you want to run the HTML5SVG viewer please change the OZJSViewer.js to
OZJSSVGViewer.js.
<script type="text/javascript" src="http://127.0.0.1:8080/ozrviewer/OZJSSVGViewer.js"
charset="utf-8"></script>
-->
<script language="JavaScript">
  function OZReportChangeCommand_OZViewer(docindex) {
    alert(docindex);
  }
</script>
</head>
<body style="width:98%;height:98%">
<div id="OZViewer" style="width:98%;height:98%"></div>
<script type="text/javascript" >
  function SetOZParamters_OZViewer(){
    var oz;
    oz = document.getElementById("OZViewer");
    oz.sendToActionScript("connection.servlet","http://127.0.0.1:8080/oz/server");
    oz.sendToActionScript("connection.reportname","sample.ozr");
    oz.sendToActionScript("viewer.reportchangecommand","true");
    return true;
```


Copyright © FORCS Co.,LTD. All rights reserved.

```
  }
  start_ozjs("OZViewer","http://127.0.0.1:8080/ozrviewer/");
</script>
</body>
</html>
```

OZReportChangeCommand Example - Android Viewer

```
...
import oz.api.OZReportCommandListener;
...

@Override
public void onCreate(Bundle savedInstanceState)
{
  super.onCreate(savedInstanceState);

  String params = "connection.servlet=http://127.0.0.1:8080/oz/server";
  params += "\n" + "connection.reportname=sample.ozr";
  params += "\n" + "viewer.reportchangecommand=true";
  FrameLayout flayout = new FrameLayout(this);

```

Copyright © FORCS Co.,LTD. All rights reserved.

```
    OZReportCommandListener listener = new OZReportCommandListener()
    {
        ...
        @Override
        public void OZReportChangeCommand(String docindex)
        {
            // Input Script
        }
        ...
    };
    viewer = OZReportAPI.createViewer(flayout, listener, params);
}
...
```

OZReportChangeCommand Example - iOS Viewer

ViewController.h

```
#import <UIKit/UIKit.h>
#import "OZReportAPI.h"

@interface ViewController : UIViewController <OZReportCommandListener>
{
```


Copyright © FORCS Co.,LTD. All rights reserved.

```
    IBOutlet UIView* _reportView;
}
...
```

ViewController.m

```
...
- (void) createViewer
{
...
    NSString* strParam = @"connection.servlet=http://127.0.0.1:8080/oz/server\n"
                         @"connection.reportname=sample.ozr\n"
                         @"viewer.reportchangecommand=true";
    OZReportViewer* reportViewer = [OZReportAPI createViewer:self view:_reportView
param:strParam];
    self.viewer = reportViewer;
    [reportViewer release];
...
}

- (void) OZReportChangeCommand: (NSString*)docindex;
{
    // Input Script
}
...
```

Copyright © FORCS Co.,LTD. All rights reserved.

OZReportChangeCommand Example - WinUWP Viewer

C#

MainPage.xaml.cs

```
public void onCreateReport()
{
    try {
        if (_viewer != null) {
            _viewer.Dispose();
        }
        string param =
"connection.servlet=http://127.0.0.1:8080/oz/server\nconnection.reportname=sample.
ozr\nviewer.reportchangecommand=true";
        OZListener listener = new OZListener();
        _viewer = OZReportAPI.CreateViewer(Border, listener, param);
    }
    catch (Exception ex) {
        string s = ex.Message;
    }
}
```

OZListener.cs

```
using oz.api;
```


Copyright © FORCS Co.,LTD. All rights reserved.

```
using Windows.UI.Xaml;
using Windows.UI.Xaml.Controls;

namespace OZSample
{
    public class OZListener : OZReportCommandListener
    {
        // Override
        public void OZReportChangeCommand(string docindex)
        {
            // Input Script
        }
    }
}
```

C++/CX

MainPage.xaml.h

```
private :
    OZReportViewer^ _viewer;
public :
    void onCreateReport();
```

MainPage.xaml.cpp

```
void OZWinUWPViewerSample::onCreateReport()
{
    try {
        if (_viewer != nullptr) {
```

Copyright © FORCS Co.,LTD. All rights reserved.

```
            _viewer = nullptr;
        }
        String^ param =
"connection.servlet=http://127.0.0.1:8080/oz/server\nconnection.reportname=sample.
ozr\nviewer.reportchangecommand=true";
        OZListener^ listener = ref new OZListener();
        _viewer = OZReportAPI::CreateViewer(Border, listener, param);
    }
    catch (Exception^ ex) {
        String^ s = ex->Message;
    }
}
```

OZListener.h

```
using namespace oz::api;
using namespace Windows::UI::Xaml;
using namespace Windows::UI::Xaml::Controls;

namespace OZWinUWPViewerSample
{
    public ref class OZListener sealed: public OZReportCommandListener
    {
        // Override
        public :
            virtual void OZReportChangeCommand(String^ docindex)
            {
                // Input Script
            }
```


Copyright © FORCS Co.,LTD. All rights reserved.

```
    };
}
```

Copyright © FORCS Co.,LTD. All rights reserved.

OZUserActionCommand

This event occurs when the user executes the functions of the viewer.

Arguments

type - User action type

attr - Result

Reference

To use the OZUserActionCommand event, the value of viewer.useractioncommand must be set to true.

OZUserActionCommand Type

The OZUserActionCommand event offers various types by the oz viewer functions.

OZUserActionCommand > AddArrow

When the user adds an arrow in the report, "AddArrow" is returned.

Copyright © FORCS Co.,LTD. All rights reserved.

attr	Description
height	The height of the arrow(float)
reportname	The report name(string)
width	The width of the arrow(float)
xpos	The X coordinate of the arrow(float)
ypos	The Y coordinate of the arrow(float)

OZUserActionCommand > AddCheckMark

When the user adds a checkmark in the report, "AddCheckMark" is returned.

attr	Description
height	The height of the checkmark(float)
reportname	The report name(string)
width	The width of the checkmark(float)
xpos	The X coordinate of the checkmark(float)

Copyright © FORCS Co.,LTD. All rights reserved.

attr	Description
ypos	The Y coordinate of the checkmark(float)

OZUserActionCommand > AddCircle

When the user adds a circle in the report, "AddCircle" is returned.

attr	Description
height	The height of the circle(float)
reportname	The report name(string)
width	The width of the circle(float)
xpos	The X coordinate of the circle(float)
ypos	The Y coordinate of the circle(float)

OZUserActionCommand > AddImage

When the user adds an image in the report, "AddImage" is returned.

Copyright © FORCS Co.,LTD. All rights reserved.

attr	Description
height	The height of image label(float)
reportname	The report name(string)
width	The width of image label(float)
xpos	The X coordinate of image label(float)
ypos	The Y coordinate of image label(float)

OZUserActionCommand > AddLine

When the user adds a line in the report, "AddLine" is returned.

attr	Description
height	The height of the line(float)
reportname	The report name(string)
width	The width of the line(float)
xpos	The X coordinate of the line(float)
ypos	The Y coordinate of the line(float)

Copyright © FORCS Co.,LTD. All rights reserved.

OZUserActionCommand > AddMemo

When the user adds a memo in the report, "AddMemo" is returned.

attr	Description
compindex	The component index(int). One-Based Index
compname	The component name(string)
comptype	The component type(string)
height	The height of the memo(float)
pageindex	The page index(int). One-Based Index
reportindex	The report index(int). Zero-Based Index
reportname	The report name(string)
width	The width of the memo(float)
xpos	The X coordinate of the memo(float)
ypos	The Y coordinate of the memo(float)

Copyright © FORCS Co.,LTD. All rights reserved.

OZUserActionCommand > AddRectangle

When the user adds a rectangle in the report, "AddRectangle" is returned.

attr	Description
height	The height of the rectangle(float)
reportname	The report name(string)
width	The width of the rectangle(float)
xpos	The X coordinate of the rectangle(float)
ypos	The Y coordinate of the rectangle(float)

OZUserActionCommand > BankbookPrint

When the user prints the report to the bankbook printer, "BankbookPrint" is returned.

attr	Description
pagecount	The number of pages printed(int)

Copyright © FORCS Co.,LTD. All rights reserved.

attr	Description
reportname	The report name(string)

OZUserActionCommand > Binding

When the report is bound to oz viewer, "Binding" is returned.

attr	Description
reportname	The report name(string)
state	The binding state(string)

OZUserActionCommand > ChangeComp

When the user changes the component property values or drawing type, "ChangeComp" is returned.

attr	Description
backcolor	The background color(string)

Copyright © FORCS Co.,LTD. All rights reserved.

attr	Description
barcodeerroroption	The barcode error option(string)
bottomframethickness	The bottom border thickness(string)
charspace	The character spacing(string)
charttype	The chart type(string)
clip	The clipping(string)
compindex	The component index(int). One-Based Index
compname	The component name(string)
comptype	The component type(string)
datagap	The data gap of barcode(string)
datamatrixencoding	The encoding of DataMatrix barcode(string)
datamatrixmargin	The margin of DataMatrix barcode(string)
dataposition	The data position of barcode(string)
effect	The font effect(string)
fontname	The font name(string)
fontsize	The font size(int)
fontstretch	The font scale(string)

Copyright © FORCS Co.,LTD. All rights reserved.

attr	Description
fontstyle	The font style(string)
gradientcolor	The gradient color(string)
gradienttype	The gradient type(string)
halign	The text horizontal alignment(string)
horizontalalignment	The horizontal alignment of barcode(string)
imagestyle	The image style(string)
leftframethickness	The left border thickness(string)
linecolor	The line color(string)
linespace	The line space(string)
linetype	The line type(string)
margin	The margin of barcode(string)
pageindex	The page index(int). One-Based Index
pdf417colnum	The column number of PDF417 barcode(string)
pdf417ecc	The ECC of PDF417 barcode(string)
pdf417rownum	The row number of PDF417 barcode(string)
pdf417xscale	The X scale of PDF417 barcode(string)

Copyright © FORCS Co.,LTD. All rights reserved.

attr	Description
pdf417yscale	The Y scale of PDF417 barcode(string)
penthickness	The pen thickness(string)
printscale	The printing scale of barcode(string)
qrecc	The ECC of qr barcode(string)
qrencoding	The encoding of qr barcode(string)
qrmargin	The margin of qr barcode(string)
ratio	The ratio of barcode(string)
reportindex	The report index(int). Zero-Based Index
reportname	The report name(string)
rightframethickness	The right border thickness(string)
scale	The scale of barcode(string)
showdata	Show data of chart(string)
textcolor	The font color(string)
textgap	The title gap of barcode(string)
textindent	The text indent(string)
textposition	The title position of barcode(string)

Copyright © FORCS Co.,LTD. All rights reserved.

attr	Description
textstretch	The text direction(string)
tooltiptext	The tooltip text(string)
topframethickness	The top border thickness(string)
transparent	No fill(string)
type	The barcode type(string)
usegradient	Use gradient(string)
valign	The text vertical alignment(string)
wordwrap	The word wrap(string)
wordwraptype	The word wrap type(string)

Reference

The attr consists of oldvalue and newvalue. The oldvalue(e.g. MyObj.oldvalue.backcolor) is the value before the change and the newvalue(e.g. MyObj.newvalue.backcolor)is the value after the change. (Except for compindex and compname, pageindex, reportindex, reportname)

OZUserActionCommand >

Copyright © FORCS Co.,LTD. All rights reserved.

ChartEditMode

When the user changes the rotatable status of a chart, "ChartEditMode" is returned.

attr	Description
reportname	The report name(string)
state	The rotatable state(string)

OZUserActionCommand > ClickSubscreenToolbar

When the user clicks the button in the toolbar on the sub-screen, "ClickSubscreenToolbar" is returned.

attr	Description
buttontype	The button type(string)

OZUserActionCommand > Close

Copyright © FORCS Co.,LTD. All rights reserved.

When the user closes the report, "Close" is returned.

attr	Description
index	The report index(int). Zero-Based Index
reportname	The report name(string)

OZUserActionCommand > CloseAll

When the user closes all reports, "CloseAll" is returned.

attr	Description
reportname	The report name(Array)

OZUserActionCommand > CloseByThumbnail

When the user clicks the Close the report pop-up menu displayed on the thumbnail, "CloseByThumbnail" is returned.

Copyright © FORCS Co.,LTD. All rights reserved.

attr	Description
close	Whether the report is closed(string). When the report is closed returns true. Otherwise, it returns false.
index	The report index(int). Zero-Based Index
reportname	The report name(string)

Reference

If the report is closed by clicking the Close the report pop-up menu, this is called after Close.

OZUserActionCommand > CloseByThumbnailSection

When the user clicks the Close icon displayed on the thumbnail section bar, "CloseByThumbnailSection" is returned.

attr	Description
close	Whether the report is closed(string). When the report is closed returns true. Otherwise, it returns false.
index	The report index(int). Zero-Based Index
reportname	The report name(string)

Copyright © FORCS Co.,LTD. All rights reserved.

Reference

If the report is closed by clicking the Close the report pop-up menu, this is called after Close.

OZUserActionCommand > CommentClear

when the user clicks the clear all icon to delete all comments added to the report, "CommentClear" is returned.

attr	Description
pageindex	The page index(int). One-Based Index
reportindex	The report index(int). Zero-Based Index

OZUserActionCommand > CommentDraw

when the user adds comments in the report, "CommentDraw" is returned.

Copyright © FORCS Co.,LTD. All rights reserved.

attr	Description
pageindex	The page index(int). One-Based Index
reportindex	The report index(int). Zero-Based Index

OZUserActionCommand > CommentErase

when the user clicks the eraser icon to delete comments added to the report, "CommentErase" is returned.

attr	Description
pageindex	The page index(int). One-Based Index
reportindex	The report index(int). Zero-Based Index

OZUserActionCommand > CopyInputData

Copyright © FORCS Co.,LTD. All rights reserved.

when the user clicks Copy input data(json) or Copy input data(xml) menu, "CopyInputData" is returned.

attr	Description
clipboardtext	The copied text(string)
reportname	The report name(string)
type	Input data type(string)

OZUserActionCommand > CopySelectedText

when the user selects the text of the component, "CopySelectedText" is returned.

attr	Description
clipboardtext	The copied text(string)
reportname	The report name(string)

OZUserActionCommand > EditComp

Copyright © FORCS Co.,LTD. All rights reserved.

when the user changes the text of the memo or label, "EditComp" is returned.

attr	Description
caption	The text(string)
compindex	The component index(int). One-Based Index
compname	The component name(string)
comptype	The component type(string)
pageindex	The page index(int). One-Based Index
reportindex	The report index(int). Zero-Based Index
reportname	The report name(string)

Reference

The only caption consists of oldvalue and newvalue. The oldvalue(e.g. MyObj.oldvalue.caption) is the value before the change and the newvalue(e.g. MyObj.newvalue.caption) is the value after the change.

OZUserActionCommand > Error

When an error occurs, "Error" is returned.

Copyright © FORCS Co.,LTD. All rights reserved.

attr	Description
description	The detail error message(string)
errorcode	The error code(string)
errormessage	The error message(string)
reportname	The report name(string)

OZUserActionCommand > Export

when the user saves the report, "Export" is returned and the common and basic save option dialog box attr are as follows:

attr	Description
code	The result code(string)
executefile	The "Execute after save" option check or not(string)
exportbypage	The "Save by page" option check or not(string)
filename	The file name(string)
format	The saved file format(string)
largebundle	The "Save one page" option check or not(string)

Copyright © FORCS Co.,LTD. All rights reserved.

attr	Description
pagemode	The value of "Save range" option(string)
pagerange	The value of "Pages" option(string)
path	The file path(string)
reportname	The report name(Array)
savearrow	The "Arrow" option check or not(string)
savebarcode	The "Barcode" option check or not(string)
savechart	The "Chart" option check or not(string)
savecircle	The "Circle" option check or not(string)
savedatamatrixbarcode	The "DataMatrix Barcode" option check or not(string)
savehtml	The "HTML" option check or not(string)
saveimage	The "Image" option check or not(string)
savelabel	The "Text Label" option check or not(string)
saveline	The "Line" option check or not(string)
savelinktoc	The "Toc link" option check or not(string)
savelinkurl	The "URL link" option check or not(string)
savemultidoc	The "Save all document" option check or not(string)

Copyright © FORCS Co.,LTD. All rights reserved.

attr	Description
saveonefile	The "Save as one file" option check or not(string)
savepdf417	The "PDF417" option check or not(string)
saveqrbarcode	The "QR Barcode" option check or not(string)
saverect	The "Rectangle" option check or not(string)
silentexecute	Whether to run immediately after creating temporary files(string)
target	The value of "Destination" option(string)
zip	The "Compress" option check or not(string)
zipfilename	The compressed file name path(string)
zippassword	The value of "Password" option(string)
zippath	The compressed file path(string)

Reference

For the HTML5/WinUWP viewer, an empty value is returned for the "filename" and "path".

OZUserActionCommand > Export > CSV

Copyright © FORCS Co.,LTD. All rights reserved.

When the report is saved as a CSV file, the format is returned to "csv".

attr	Description
addseparator	The value of "Insert 1000 separator" option(string)
charset	The value of "Encoding" option(string)
exceptfirstpage	The "Except first page" option check or not(string)
pageline	The value of "Page spacing" option(int)
pagestyle	The value of "Break type" option(string)
pagetitle	The value of "<PAGE>" option(string)
removerange	The line range of "Remove lines" option(string)
saveastable	The "Save As Table" option check or not(string)
separator	The value of "Delimiter" option(string)

Reference

For the HTML5/WinUWP viewer, an empty value is returned for the "filename" and "path".

OZUserActionCommand > Export > DOC

Copyright © FORCS Co.,LTD. All rights reserved.

When the report is saved as a DOC file, the format is returned to "doc".

attr	Description
convertedimagedpi	The dpi of components that are stored as images(int)
saveastable	The "Save As Table" option check or not(string)
saveasxml	The "Save As XML" option check or not(string)
savetoheaderfooter	The "Save page header/footer band to header/footer" option check or not(string)

Reference

For the HTML5/WinUWP viewer, an empty value is returned for the "filename" and "path".

OZUserActionCommand > Export > GIF

When the report is saved as a GIF file, the format is returned to "gif".

attr	Description
zoom	The value of "Zoom In/Out" option(int)

Reference

For the HTML5/WinUWP viewer, an empty value is returned for the "filename" and "path".

Copyright © FORCS Co.,LTD. All rights reserved.

OZUserActionCommand > Export > GUL

When the report is saved as a GUL file, the format is returned to "gul".

attr	Description
convertedimagedpi	The dpi of components that are stored as images(int)
saveastable	The "Save As Table" option check or not(string)

Reference

The GUL format is only supported by the ActiveX viewer.

OZUserActionCommand > Export > HML

When the report is saved as a HML file, the format is returned to "han97".

attr	Description
convertedimagedpi	The dpi of components that are stored as images(int)
saveastable	The "Save As Table" option check or not(string)

Copyright © FORCS Co.,LTD. All rights reserved.

Reference

For the HTML5/WinUWP viewer, an empty value is returned for the "filename" and "path".

OZUserActionCommand > Export > HTML

When the report is saved as a HTML file, the format is returned to "html".

attr	Description
charset	The value of "Encoding" option(string)
convertedimagedpi	The dpi of components that are stored as images(int)
fontsize	The font size of "Set font size" option(int)
horizontal	The value of "Horizontal" option(int)
imagepath	The value of "Save image to" option(string)
offsetx	The X axis value of "Offset" option(int)
offsety	The Y axis value of "Offset" option(int)
pagetitle	The value of "Title" option(string)
savebypage	The "Save each page to different file" option check or not(string)

Copyright © FORCS Co.,LTD. All rights reserved.

attr	Description
usefontsize	The "Set font size" option check or not(string)
version	The value of "HTML Version" option(string)
vertical	The value of "Vertical" option(int)

Reference

For the HTML5/WinUWP viewer, an empty value is returned for the "filename" and "path".

OZUserActionCommand > Export > HWP

When the report is saved as a HWP file, the format is returned to "hwp".

attr	Description
convertedimagedpi	The dpi of components that are stored as images(int)
keeplabelsize	The "Keep label size" option check or not(string)
saveastable	The "Save As Table" option check or not(string)
savetobackground	The "Save background band to background page" option check or not(string)

Copyright © FORCS Co.,LTD. All rights reserved.

attr	Description
savetoheaderfooter	The "Save page header/footer band to header/footer" option check or not(string)
verttoparagraph	The "From the paragraph" option check or not(string)

Reference

For the HTML5/WinUWP viewer, an empty value is returned for the "filename" and "path".

OZUserActionCommand > Export > JPG

When the report is saved as a JPG file, the format is returned to "jpg".

attr	Description
quality	The value of "Quality" option(int)
zoom	The value of "Zoom In/Out" option(int)

Reference

For the HTML5/WinUWP viewer, an empty value is returned for the "filename" and "path".

Copyright © FORCS Co.,LTD. All rights reserved.

OZUserActionCommand > Export > MHT

When the report is saved as a MHT file, the format is returned to "mht".

attr	Description
convertedimagedpi	The dpi of components that are stored as images(int)
savefont	The font name of "Font" option(string)
savefontsize	The font size of "Font" option(int)

Reference

For the HTML5/WinUWP viewer, an empty value is returned for the "filename" and "path".

OZUserActionCommand > Export > OZD

When the report is saved as a OZD file, the format is returned to "ozd".

attr	Description
includeedits	The "Include edits" option check or not(string)

Copyright © FORCS Co.,LTD. All rights reserved.

attr	Description
includeimage	The "Include image" option check or not(string)
password	The value of "Password" option(string)
saveall	The "Save all reports" option check or not(string)

Reference

For the HTML5/WinUWP viewer, an empty value is returned for the "filename" and "path".

OZUserActionCommand > Export > PDF

When the report is saved as a PDF file, the format is returned to "pdf".

attr	Description
author	The value of "Author" option(string)
changeable	The value of "Changes Allowed" option(string)
contentscopy	The "Copy Allowed" option check or not(string)
convertedimagedpi	The dpi of components that are stored as images(int)
fontembedding	The "Embed Font" option check or not(string)

Copyright © FORCS Co.,LTD. All rights reserved.

attr	Description
keyword	The value of "Keywords" option(string)
masterpassword	The value of "Permissions Password" option(string)
printable	The "Printing Allowed" option check or not(string)
producer	The value of "Application" option(string)
savecharttoimage	The "Save chart to image" option check or not(string)
subject	The value of "Subject" option(string)
title	The value of "Title" option(string)
userpassword	The value of "Open Password" option(string)

Reference

For the HTML5/WinUWP viewer, an empty value is returned for the "filename" and "path".

OZUserActionCommand > Export > PNG

When the report is saved as a PNG file, the format is returned to "png".

Copyright © FORCS Co.,LTD. All rights reserved.

attr	Description
zoom	The value of "Zoom In/Out" option(int)

Reference

For the HTML5/WinUWP viewer, an empty value is returned for the "filename" and "path".

OZUserActionCommand > Export > PPT

When the report is saved as a PPT file, the format is returned to "ppt".

attr	Description
convertedimagedpi	The dpi of components that are stored as images(int)
saveastable	The "Save As Table" option check or not(string)

Reference

For the HTML5/WinUWP viewer, an empty value is returned for the "filename" and "path".

Copyright © FORCS Co.,LTD. All rights reserved.

OZUserActionCommand > Export > SVG

When the report is saved as a SVG file, the format is returned to "svg".

attr	Description
convertedimagedpi	The dpi of components that are stored as images(int)
savemultipage	The "MultiPage save as one file" option check or not(string)

Reference

For the HTML5/WinUWP viewer, an empty value is returned for the "filename" and "path".

OZUserActionCommand > Export > TEXT

When the report is saved as a TEXT file, the format is returned to "txt".

attr	Description
addseparator	The value of "Insert 1000 separator" option(string)
charset	The value of "Encoding" option(string)

Copyright © FORCS Co.,LTD. All rights reserved.

attr	Description
exceptfirstpage	The "Except first page" option check or not(string)
pageline	The value of "Page spacing" option(int)
pagestyle	The value of "Break type" option(string)
pagetitle	The value of "<PAGE>" option(string)
removerange	The line range of "Remove lines" option(string)
saveastable	The "Save As Table" option check or not(string)
separator	The value of "Delimiter" option(string)

Reference

For the HTML5/WinUWP viewer, an empty value is returned for the "filename" and "path".

OZUserActionCommand > Export > TIF

When the report is saved as a TIF file, the format is returned to "tif".

attr	Description
dpi	The value of "DPI" option(int)
encode	The value of "Encoding" option(string)

Copyright © FORCS Co.,LTD. All rights reserved.

attr	Description
height	The value of "Height" option(int)
savemultipage	The "MultiPage save as one file" option check or not(string)
sizemode	The size mode(string)
width	The value of "Width" option(int)
zoom	The value of "Zoom In/Out" option(int)

Reference

For the HTML5/WinUWP viewer, an empty value is returned for the "filename" and "path".

OZUserActionCommand > Export > XLS

When the report is saved as a XLS file, the format is returned to "xls".

attr	Description
autofit	The "Auto selected" option check or not(string)
autofitheight	The Height of "Auto selected" option(int)
autofitwidth	The Width of "Auto selected" option(int)

Copyright © FORCS Co.,LTD. All rights reserved.

attr	Description
convertedimagedpi	The dpi of components that are stored as images(int)
freezepanes_column	The Column of "Freeze panes" option(string)
freezepanes_row	The Row of "Freeze panes" option(int)
matchsubmode	The value of "Page per sheet" option(string)
minimumcellheight	The Height of "Minimum cell size" option(int)
minimumcellwidth	The Width of "Minimum cell size" option(int)
removeblank	The "Remove blank lines between pages" option check or not(string)
removeoption	The value of "Remove line" option(string)
removerange	The line range of "Remove line" option(string)
savebyhtml	The "Save as mht" option check or not(string)
savefont	The Font of "Font" option(string)
savefontsize	The Size of "Font" option(string)
savemode	The value of "Save mode" option(string)
savenumberformat	The format of "Numeric type text convert to number" option(string)

Copyright © FORCS Co.,LTD. All rights reserved.

attr	Description
savenumbertype	The "Apply to numeric format label only" option check or not(string)
savetogeneral	The "Convert data to general" option check or not(string)
savetointeger	The "Numeric type text convert to number" option check or not(string)
showgridlines	The "Show gridlines" option check or not(string)
shrinktofit	The "Shrink to fit" option check or not(string)
usesavefont	Whether the Font settings(string)
zoom	The value of "Zoom In/Out" option(int)

Reference

For the HTML5/WinUWP viewer, an empty value is returned for the "filename" and "path".

OZUserActionCommand > Export > XLSX

When the report is saved as a XLSX file, the format is returned to "xlsx".

Copyright © FORCS Co.,LTD. All rights reserved.

attr	Description
autofit	The "Auto selected" option check or not(string)
autofitheight	The Height of "Auto selected" option(int)
autofitwidth	The Width of "Auto selected" option(int)
convertedimagedpi	The dpi of components that are stored as images(int)
freezepanes_column	The Column of "Freeze panes" option(string)
freezepanes_row	The Row of "Freeze panes" option(int)
matchsubmode	The value of "Page per sheet" option(string)
minimumcellheight	The Height of "Minimum cell size" option(int)
minimumcellwidth	The Width of "Minimum cell size" option(int)
removeblank	The "Remove blank lines between pages" option check or not(string)
removeoption	The value of "Remove line" option(string)
removerange	The line range of "Remove line" option(string)
savefont	The Font of "Font" option(string)
savefontsize	The Size of "Font" option(string)
savemode	The value of "Save mode" option(string)

Copyright © FORCS Co.,LTD. All rights reserved.

attr	Description
savenumberformat	The format of "Numeric type text convert to number" option(string)
savenumbertype	The "Apply to numeric format label only" option check or not(string)
savetogeneral	The "Convert data to general" option check or not(string)
savetointeger	The "Numeric type text convert to number" option check or not(string)
showgridlines	The "Show gridlines" option check or not(string)
shrinktofit	The "Shrink to fit" option check or not(string)
usesavefont	Whether the Font settings(string)
zoom	The value of "Zoom In/Out" option(int)

Reference

For the HTML5 viewer, an empty value is returned for the "filename" and "path".

OZUserActionCommand > Find

when the user searches for text, "Find" is returned.

Copyright © FORCS Co.,LTD. All rights reserved.

attr	Description
checkmatchcase	The "Match case" option check or not(string)
checkword	The "Match whole word only" option check or not(string)
direction	The value of "Direction" option(string)
reportname	The report name(string)
str	The value of "Find what" option(string)

OZUserActionCommand > HideReport

when the user hides the report, "HideReport" is returned.

attr	Description
index	The report index(int). Zero-Based Index
reportname	The report name(string)

OZUserActionCommand >

Copyright © FORCS Co.,LTD. All rights reserved.

InversePaper

when the user changes the paper orientation, "InversePaper" is returned.

attr	Description
orientation	The paper orientation(string)
reportname	The report name(string)

OZUserActionCommand > Link

When the link script is executed, "Link" is returned.

SetLinkEvent/setLinkEvent

attr	Description
linktype	The function name(string)
reportname	The report name(string)
tag	The UserTag which will be executed in SetLinkEvent/setLinkEvent(string)
value	The UserValue which will be executed in SetLinkEvent/setLinkEvent(string)

SetLinkExecute/setLinkExecute

Copyright © FORCS Co.,LTD. All rights reserved.

attr	Description
cmd	The command which will be executed in SetLinkExecute/setLinkExecute(string)
linktype	The function name(string)
parameter	The Parameter which will be executed in SetLinkExecute/setLinkExecute(string)
reportname	The report name(string)

SetLinkPostURL/setLinkPostURL

attr	Description
linktype	The function name(string)
postparam	The post parameter which will be executed in SetLinkPostURL/setLinkPostURL(string)
reportname	The report name(string)
target	The Target which will be executed in SetLinkPostURL/setLinkPostURL(string)
url	The URL which will be executed in SetLinkPostURL/setLinkPostURL(string)

SetLinkRepository/setLinkRepository

Copyright © FORCS Co.,LTD. All rights reserved.

attr	Description
linktype	The function name(string)
mode	The file execution mode which will be executed in SetLinkRepository/setLinkRepository(string)
reportname	The report name(string)
url	The RepositoryFileURL which will be executed in SetLinkRepository/setLinkRepository(string)

SetLinkServer/setLinkServer

attr	Description
linktype	The function name(string)
reportname	The report name(string)
server	The ServerIP which will be executed in SetLinkServer/setLinkServer(string)
port	The PortNumber which will be executed in SetLinkServer/setLinkServer(int)

SetLinkServlet/setLinkServlet

attr	Description
linktype	The function name(string)
reportname	The report name(string)

Copyright © FORCS Co.,LTD. All rights reserved.

attr	Description
url	The ServletURL which will be executed in SetLinkServlet/setLinkServlet(string)

SetLinkToc/setLinkToc

attr	Description
linktype	The name of link function(string)
reportname	The report name(string)
tag	The TocPath which will be executed in SetLinkToc/setLinkToc(string)

SetLinkURL/setLinkURL

attr	Description
linktype	The name of link function(string)
reportname	The report name(string)
target	The Target which will be executed in SetLinkURL/setLinkURL(string)
url	The URL which will be executed in SetLinkURL/setLinkURL(string)

OZUserActionCommand > Mail

when the user sends the report by oz mail, "Mail" is returned.

Copyright © FORCS Co.,LTD. All rights reserved.

attr	Description
bcc	The value of "Bcc" option(string)
cc	The value of "Cc" option(string)
code	The result code(string)
contents	The value of "Content" option(string)
filename	The value of "Attach files" option(string)
from	The value of "To" option(string)
sendto	The value of "Sender" option(string)
title	The value of "Subject" option(string)

OZUserActionCommand > MakeTemplate

When the oz viewer creates a report template, "MakeTemplate" is returned.

attr	Description
reportname	The report name(string)

Copyright © FORCS Co.,LTD. All rights reserved.

attr	Description
state	The state(string)

OZUserActionCommand > MoveComp

when the user moves the position of the component, "MoveComp" is returned.

attr	Description
compindex	The component index(int). One-Based Index
compname	The component name(string)
comptype	The component type(string)
height	The height of component(float)
pageindex	The page index(int). One-Based Index
reportindex	The report index(int). Zero-Based Index
reportname	The report name(string)
width	The width of component(float)
xpos	The X coordinate of the component(float)
ypos	The Y coordinate of the component(float)

Copyright © FORCS Co.,LTD. All rights reserved.

OZUserActionCommand > MovePage

when the user moves the page, "MovePage" is returned.

attr	Description
direction	The direction of movement of the page(string)
index	The page index(int)
reportname	The report name(string)

OZUserActionCommand > MoveReport

when the user moves the report, "MoveReport" is returned.

attr	Description
index	The report index(int). Zero-Based Index
reportname	The report name(string)

Copyright © FORCS Co.,LTD. All rights reserved.

OZUserActionCommand > MultiPrint

when the user print the multi-report, "MultiPrint" is returned.

attr	Description
adjust	The value of "Adjust printing scale" option(string)
code	The result code(string)
collate	The value of "Collate" option(string)
copies	The value of "Copies" option(string)
dividepage	The value of "Print divide" option(string)
drivername	The printer driver name(string)
duplex	The value of "Printing on Both sides" option(string)
gray	The value of "Print to gray" option(string)
handout	The value of "Handouts" option(string)
handoutorder	The value of "Order" option(string)
handoutorientation	The value of "Orientation" option(string)
handoutpage	The value of "Pages per paper" option(int)
orientation	The value of "Paper orientation" option(string)

Copyright © FORCS Co.,LTD. All rights reserved.

attr	Description
pageindex	The index of current page(int)
papersize	The value of "Target paper" option(string)
printername	The printer name(string)
printinfo	The information of printed report(Array)
printrange	The value of "Print range" option(string)
printtofile	The value of "Print to file" option(string)
reportname	The report name(string)
trayname	The value of "Paper feed" option(string)
usespooleachcopy	The value of "Use spool by each copy" option(string)
zoom	The value of "Zoom In/Out" option(int)

Reference

The options that are not supported by the print dialog box for each OZ Viewer is returned to its default value.

OZUserActionCommand > Open

when the user opens the ozd file, "Open" is returned.

Copyright © FORCS Co.,LTD. All rights reserved.

attr	Description
code	The result code(string)
filename	The OZD file name(string)
path	The OZD file path(string)

Reference

For the HTML5 viewer, an empty value is returned for "path".

OZUserActionCommand > PageSetup

when the user changes the page settings, "PageSetup" is returned.

attr	Description
autoadjustmargin	The value of "Auto adjust margin" option(string)
bottommargin	The bottom margin(string). The unit is pt.
leftmargin	The left margin(string). The unit is pt.
pagesetup_unit	The value of "Unit" option(string)
reportname	The report name(string)
rightmargin	The right margin(string). The unit is pt.

Copyright © FORCS Co.,LTD. All rights reserved.

attr	Description
topmargin	The top margin(string). The unit is pt.
usedefaultmargin	The value of "Use Default" option(string)

OZUserActionCommand > Parameter

when the user inputs parameters, "Parameter" is returned.

attr	Description
parameter	The parameter value(Array)
reportname	The report name(string)

OZUserActionCommand > Print

when the user prints the report, "Print" is returned.

attr	Description
adjust	The value of "Adjust printing scale" option(string)

Copyright © FORCS Co.,LTD. All rights reserved.

attr	Description
code	The result code(string)
collate	The value of "Collate" option(string)
copies	The value of "Copies" option(string)
dividepage	The value of "Print divide" option(string)
drivername	The printer driver name(string)
duplex	The value of "Printing on Both sides" option(string)
gray	The value of "Print to gray" option(string)
handout	The value of "Handouts" option(string)
handoutorder	The value of "Order" option(string)
handoutorientation	The value of "Orientation" option(string)
handoutpage	The value of "Pages per paper" option(int)
orientation	The value of "Paper orientation" option(string)
pageindex	The index of current page(int)
papersize	The value of "Target paper" option(string)
printername	The printer name(string)
printrange	The value of "Print range" option(string)

Copyright © FORCS Co.,LTD. All rights reserved.

attr	Description
printtofile	The value of "Print to file" option(string)
reportname	The report name(string)
trayname	The value of "Paper feed" option(string)
usespooleachcopy	The value of "Use spool by each copy" option(string)
zoom	The value of "Zoom In/Out" option(int)

Reference

The options that are not supported by the print dialog box for each OZ Viewer is returned to its default value.

OZUserActionCommand > PrintableComp

when the user changes printable status, "PrintableComp" is returned.

attr	Description
compindex	The component index(int). One-Based Index
compname	The component name(string)

Copyright © FORCS Co.,LTD. All rights reserved.

attr	Description
comptype	The component type(string)
reportindex	The page index(int). One-Based Index
reportname	The report index(int). Zero-Based Index
reportname	The report name(string)
state	The printable status(string)

OZUserActionCommand > Refresh

when the user refreshes the report, "Refresh" is returned.

attr	Description
hhmmss	The refresh interval(string)
reportname	The report name(string)
type	The refresh type(string)

Copyright © FORCS Co.,LTD. All rights reserved.

OZUserActionCommand > RemoveComp

when the user deletes memo and callout shape, "RemoveComp" is returned.

attr	Description
compname	The component name(string)
comptype	The component type(string)
reportname	The report name(string)

OZUserActionCommand > RequestAddress

When a user clicks the search or page move button in the address search window, "RequestAddress" is returned.

attr	Description
addresstype	The address type(string)
keyword	The keyword(string)

Copyright © FORCS Co.,LTD. All rights reserved.

attr	Description
keyword_detail	The detail keyword(string)
pagenum	The page number of address search results window(int). One-Based Index
requestcount	The number of address displayed per page in the address search results window(int)

Reference

This only applies to the textbox with the keyboard type set to Address.

OZUserActionCommand > RequestCustomSearchInfo

When a user clicks the search button on the numeric keypad, "RequestCustomSearchInfo" is returned.

attr	Description
compname	The component name(string)
reportindex	Report index(int). Zero-Based Index
reportname	The report name(string)

Reference

Copyright © FORCS Co.,LTD. All rights reserved.

This only applies to the textbox with the keyboard type set toNumeric and the text of the search button is set with the textbox's SetCustomUI function. For reference, to use the SetCustomUI function set the input_dialog_skin_type key value to 2 using the multiscreen.custom_ui parameter.

OZUserActionCommand > RequestData

When the oz viewer requests data to the oz server, "RequestData" is returned.

attr	Description
reportname	The report name(string)
state	The request state(string)

OZUserActionCommand > RequestForm

When the oz viewer requests for form file to the oz server, "RequestForm" is returned.

Copyright © FORCS Co.,LTD. All rights reserved.

attr	Description
reportname	The report name(string)
state	The request state(string)

OZUserActionCommand > ReusableSign

ReusableSign, an OZUserActionCommand type, occurs when you add a signature by using the import function and then finish filling in the signature, without making any modifications.

attr	Description
compname	The component name(string)
reportindex	The report index(int). Zero-Based Index
reportname	The report name(string)

Copyright © FORCS Co.,LTD. All rights reserved.

OZUserActionCommand > SaveAsAudio

SaveAsAudio is a type of OZUserActionCommand. When a recorded content is saved as an audio file, SaveAsAudio is returned with the following attr.

attr	Description
compname	The component name(string)
filename	The file name(string)
path	The save path(string)
reportname	The report name(string)

Reference

For the HTML5JS viewer, an empty value is returned for the "filename" and "path".

OZUserActionCommand > SaveAsImage

when the user click [Save image as] pop-up menu in viewer window, "SaveAsImage" is returned.

Copyright © FORCS Co.,LTD. All rights reserved.

attr	Description
compname	The component name(string)
filename	The file name(string)
path	The save path(string)
reportname	The report name(string)

Reference

For the HTML5JS viewer, an empty value is returned for the "filename" and "path".

OZUserActionCommand > ScreenTool

when the user changes the screen tool, "ScreenTool" is returned.

attr	Description
reportname	The report name(string)
screentool	The screen tool(string)

OZUserActionCommand > ScrollReport

Copyright © FORCS Co.,LTD. All rights reserved.

When the scroll is moved, "ScrollReport" is returned.

attr	Description
horizontalscroll_status	Horizontal scroll status(string)
reportname	The report name(string)
verticalscroll_status	Vertical scroll status(string)

Reference

This occurs when the user changes the scroll and the scroll is automatically changed due to other operations.

OZUserActionCommand > ScrollToCenter_at_CommentMode

ScrollToCenter_at_CommentMode is a type of OZUserActionCommand. When you double-click on an area other than input components in the main screen when in the comments mode, the center position of the sub-screen moves to the position of the double-clicked area in the main screen. This triggers the ScrollToCenter_at_CommentMode event. The event returns the following attr.

attr	Description
pageindex	The page index(int). One-Based Index

Copyright © FORCS Co.,LTD. All rights reserved.

attr	Description
reportindex	The report index(int). Zero-Based Index
xpos	The X coordinate of the component(float)
ypos	The Y coordinate of the component(float)

OZUserActionCommand > ScrollToCenter_at_GuideMode

ScrollToCenter_at_GuideMode is a type of OZUserActionCommand. When you double-click on an area other than input components in the main screen when in the guide mode, the center position of the sub-screen moves to the position of the double-clicked area in the main screen. This triggers the ScrollToCenter_at_GuideMode event. The event returns the following attr.

attr	Description
pageindex	The page index(int). One-Based Index
reportindex	The report index(int). Zero-Based Index
xpos	The X coordinate of the component(float)
ypos	The Y coordinate of the component(float)

Copyright © FORCS Co.,LTD. All rights reserved.

OZUserActionCommand > SearchParameter

when the user refresh the report using the parameter toolbar, "SearchParameter" is returned.

attr	Description
Action	The refresh type(string)
fieldname	The field name(string)
odiname	The ODI name(string)
reportname	The report name(string)
value	The field value(string)

OZUserActionCommand > SelectComp

when the user clicks on the component or selects a component by a drag-and-drop, "SelectComp" is returned.

Copyright © FORCS Co.,LTD. All rights reserved.

attr	Description
changeable	Whether component is changeable(string)
compname	The component name(string)
comptype	The component type(string)
editable	Whether component is editable(string)
height	The height of component(float)
movable	Whether component is movable(string)
reportname	The report name(string)
selecttype	The selection type(string)
width	The width of component(float)
xpos	The X coordinate of the component(float)
ypos	The Y coordinate of the component(float)

Reference

If a component is selected by finding or TOC link, the SelectComp does not occur.

If the multi-components are selected at a time by the drag and drop, the OZUserActionCommand event will occur at the same time.

OZUserActionCommand > ShowReport

Copyright © FORCS Co.,LTD. All rights reserved.

when the user hides the report, "ShowReport" is returned.

attr	Description
index	The report index(int). Zero-Based Index
reportname	The report name(string)

OZUserActionCommand > Toc

when the user selects contents in the report tree, "Toc" is returned.

attr	Description
reportname	The report name(string)
toclevel	The TOC level(int)
tocname	The TOC name(string)

OZUserActionCommand > Tree

when the user selects the report in the report tree, "Tree" is returned.

Copyright © FORCS Co.,LTD. All rights reserved.

attr	Description
reportname	The report name(string)

OZUserActionCommand > Zoom

when the user changes the zoom ratio, "Zoom" is returned.

attr	Description
pagedisplay	The page display option(string)
reportname	The report name(string)
viewmode	The view mode(string)
zoom	The zoom type(string)
zoomvalue	The zoom ratio(int)

OZUserActionCommand Example - ActiveX Viewer

Copyright © FORCS Co.,LTD. All rights reserved.

```
<html>
<head>
<script language="Javascript">
  function OZUserActionCommand_OZViewer(type, attr) {
    var MyObj = eval('(' + attr + ')');
    if(type == "Export") {
      if(MyObj.code == "true") {
        alert(MyObj.format);
        alert(MyObj.pagemode);
      }
    }
  }
</script>
</head>
<body>
<div id="RunOZViewer">
  <object id="OZViewer" classid="clsid:0DEF32F8-170F-46f8-B1FF-4BF7443F5F25"
width="100%" height="100%">
  <param name="connection.servlet" value="http://127.0.0.1:8080/oz/server">
  <param name="connection.reportname" value="sample.ozr">
  <param name="viewer.isframe" value="false">
  <param name="viewer.useractioncommand" value="true">
  </object>
</div>
</body>
</html>
```

Copyright © FORCS Co.,LTD. All rights reserved.

OZUserActionCommand Example - HTML5 Viewer

```
<!DOCTYPE html>
<html style="height:100%">
<head>
<meta http-equiv="X-UA-Compatible" content="IE=edge"/>
<script src="http://code.jquery.com/jquery-2.0.3.min.js"></script>
<link rel="stylesheet" href="http://code.jquery.com/ui/1.12.1/themes/base/jquery-ui.css" type="text/css"/>
<script src="http://code.jquery.com/ui/1.12.1/jquery-ui.min.js"></script>
<link rel="stylesheet" href="http://127.0.0.1:8080/ozrviewer/ui.dynatree.css" type="text/css"/>
<script type="text/javascript" src="http://127.0.0.1:8080/ozrviewer/jquery.dynatree.js" charset="utf-8"></script>
<script type="text/javascript" src="http://127.0.0.1:8080/ozrviewer/OZJSViewer.js" charset="utf-8"></script>
<!-- If you want to run the HTML5SVG viewer please change the OZJSViewer.js to OZJSSVGViewer.js.
<script type="text/javascript" src="http://127.0.0.1:8080/ozrviewer/OZJSSVGViewer.js" charset="utf-8"></script>
-->
<script language="JavaScript">
```


Copyright © FORCS Co.,LTD. All rights reserved.

```
  function OZUserActionCommand_OZViewer(type, attr) {
    var MyObj = eval('(' + attr + ')');
    if(type == "Export") {
      if(MyObj.code == "true") {
        alert(MyObj.format);
        alert(MyObj.pagemode);
      }
    }
  }
</script>
</head>
<body style="width:98%;height:98%">
<div id="OZViewer" style="width:98%;height:98%"></div>
<script type="text/javascript" >
  function SetOZParamters_OZViewer(){
    var oz;
    oz = document.getElementById("OZViewer");
    oz.sendToActionScript("connection.servlet","http://127.0.0.1:8080/oz/server");
    oz.sendToActionScript("connection.reportname","sample.ozr");
    oz.sendToActionScript("viewer.useractioncommand","true");
    return true;
  }
  start_ozjs("OZViewer","http://127.0.0.1:8080/ozrviewer/");
</script>
</body>
</html>
```

Copyright © FORCS Co.,LTD. All rights reserved.

OZUserActionCommand Example - Android Viewer

```
...
import oz.api.OZReportCommandListener;
...

@Override
public void onCreate(Bundle savedInstanceState)
{
  super.onCreate(savedInstanceState);

  String params = "connection.servlet=http://127.0.0.1:8080/oz/server";
  params += "\n" + "connection.reportname=sample.ozr";
  params += "\n" + "viewer.useractioncommand=true";
  FrameLayout flayout = new FrameLayout(this);

  OZReportCommandListener listener = new OZReportCommandListener()
  {
    ...
    @Override
    public void OZUserActionCommand(String type, String attr)
    {
```


Copyright © FORCS Co.,LTD. All rights reserved.

```
            // Input Script
        }
        ...
    };
    viewer = OZReportAPI.createViewer(flayout, listener, params);
}
...
```

OZUserActionCommand Example - iOS Viewer

ViewController.h

```
#import <UIKit/UIKit.h>
#import "OZReportAPI.h"

@interface ViewController : UIViewController <OZReportCommandListener>
{
    IBOutlet UIView* _reportView;
}
...
```

ViewController.m

```
...
- (void) createViewer
```

Copyright © FORCS Co.,LTD. All rights reserved.

```
{
...
    NSString* strParam = @"connection.servlet=http://127.0.0.1:8080/oz/server\n"
                         @"connection.reportname=sample.ozr\n"
                         @"viewer.useractioncommand=true";
    OZReportViewer* reportViewer = [OZReportAPI createViewer:self view:_reportView
param:strParam];
    self.viewer = reportViewer;
    [reportViewer release];
...
}

- (void) OZUserActionCommand: (NSString*)type :(NSString*)attr
{
    // Input Script
}
...
```

OZUserActionCommand Example - WinUWP Viewer

C#

Copyright © FORCS Co.,LTD. All rights reserved.

MainPage.xaml.cs

```
public void onCreateReport()
{
    try {
        if (_viewer != null) {
            _viewer.Dispose();
        }
        string param =
"connection.servlet=http://127.0.0.1:8080/oz/server\nconnection.reportname=sample.
ozr\nviewer.useractioncommand=true";
        OZListener listener = new OZListener();
        _viewer = OZReportAPI.CreateViewer(Border, listener, param);
    }
    catch (Exception ex) {
        string s = ex.Message;
    }
}
```

OZListener.cs

```
using oz.api;
using Windows.UI.Xaml;
using Windows.UI.Xaml.Controls;

namespace OZSample
{
    public class OZListener : OZReportCommandListener
    {
        // Override
```

Copyright © FORCS Co.,LTD. All rights reserved.

```
        public void OZUserActionCommand(string type, string attr)
        {
            // Input Script
        }
    }
}
```

C++/CX

MainPage.xaml.h

```
private :
    OZReportViewer^ _viewer;
public :
    void onCreateReport();
```

MainPage.xaml.cpp

```
void OZWinUWPViewerSample::onCreateReport()
{
    try {
        if (_viewer != nullptr) {
            _viewer = nullptr;
        }
        String^ param =
"connection.servlet=http://127.0.0.1:8080/oz/server\nconnection.reportname=sample.
ozr\nviewer.useractioncommand=true";
        OZListener^ listener = ref new OZListener();
        _viewer = OZReportAPI::CreateViewer(Border, listener, param);
    }
```


Copyright © FORCS Co.,LTD. All rights reserved.

```
    catch (Exception^ ex) {
        String^ s = ex->Message;
    }
}
```

OZListener.h

```
using namespace oz::api;
using namespace Windows::UI::Xaml;
using namespace Windows::UI::Xaml::Controls;

namespace OZWinUWPViewerSample
{
    public ref class OZListener sealed: public OZReportCommandListener
    {
        // Override
        public :
            virtual void OZUserActionCommand(String^ type, String^ attr)
            {
                // Input Script
            }
    };
}
```

Copyright © FORCS Co.,LTD. All rights reserved.

OZUserEvent

This event occurs after running the _TriggerOCXUserEvent function.

Arguments

param1 - The first parameter to pass to _TriggerOCXUserEvent

param2 - The second parameter to pass to _TriggerOCXUserEvent

param3 - The third parameter to pass to _TriggerOCXUserEvent

docindex - Report index(zero-based index)

OZUserEvent Example - ActiveX Viewer

```
<html>
<head>
<script language="Javascript">
   function OZUserEvent_OZViewer(param1, param2, param3, docindex) {
      alert("Parameter1 : " + param1);
      alert("Parameter2 : " + param2);
      alert("Parameter3 : " + param3);
      alert("Report Index : " + docindex);
  }
</script>
</head>
```


Copyright © FORCS Co.,LTD. All rights reserved.

```
<body>
<div id="RunOZViewer">
  <object id="OZViewer" classid="clsid:0DEF32F8-170F-46f8-B1FF-4BF7443F5F25"
width="100%" height="100%">
  <param name="connection.servlet" value="http://127.0.0.1:8080/oz/server">
  <param name="connection.reportname" value="sample.ozr">
</object>
</div>
</body>
</html>
```

OZUserEvent Example - HTML5 Viewer

```
<!DOCTYPE html>
<html style="height:100%">
<head>
<meta http-equiv="X-UA-Compatible" content="IE=edge"/>
<script src="http://code.jquery.com/jquery-2.0.3.min.js"></script>
<link rel="stylesheet" href="http://code.jquery.com/ui/1.12.1/themes/base/jquery-
ui.css" type="text/css"/>
<script src="http://code.jquery.com/ui/1.12.1/jquery-ui.min.js"></script>
<link rel="stylesheet" href="http://127.0.0.1:8080/ozrviewer/ui.dynatree.css"
type="text/css"/>
```

Copyright © FORCS Co.,LTD. All rights reserved.

```
<script type="text/javascript" src="http://127.0.0.1:8080/ozrviewer/jquery.dynatree.js"
charset="utf-8"></script>
<script type="text/javascript" src="http://127.0.0.1:8080/ozrviewer/OZJSViewer.js"
charset="utf-8"></script>
<!-- If you want to run the HTML5SVG viewer please change the OZJSViewer.js to
OZJSSVGViewer.js.
<script type="text/javascript" src="http://127.0.0.1:8080/ozrviewer/OZJSSVGViewer.js"
charset="utf-8"></script>
-->
<script language="JavaScript">
   function OZUserEvent_OZViewer(param1, param2, param3, docindex) {
       alert("Parameter1 : " + param1);
       alert("Parameter2 : " + param2);
       alert("Parameter3 : " + param3);
       alert("Report Index : " + docindex);
  }
</script>
</head>
<body style="width:98%;height:98%">
<div id="OZViewer" style="width:98%;height:98%"></div>
<script type="text/javascript" >
   function SetOZParamters_OZViewer(){
       var oz;
       oz = document.getElementById("OZViewer");
       oz.sendToActionScript("connection.servlet","http://127.0.0.1:8080/oz/server");
       oz.sendToActionScript("connection.reportname","sample.ozr");
       return true;
```


Copyright © FORCS Co.,LTD. All rights reserved.

```
    }
    start_ozjs("OZViewer","http://127.0.0.1:8080/ozrviewer/");
</script>
</body>
</html>
```

OZUserEvent Example - Android Viewer

```
...
import oz.api.OZReportCommandListener;
...

@Override
public void onCreate(Bundle savedInstanceState)
{
    super.onCreate(savedInstanceState);
    ...

    OZReportCommandListener listener = new OZReportCommandListener()
    {
        ...
        @Override
        public String OZUserEvent(String param1, String param2, String param3, String
docindex)
```

Copyright © FORCS Co.,LTD. All rights reserved.

```
        {
            // Input Script
        }
        ...
    };
    viewer = OZReportAPI.createViewer(flayout, listener, params);
}
...
```

OZUserEvent Example - iOS Viewer

ViewController.h

```
#import <UIKit/UIKit.h>
#import "OZReportAPI.h"

@interface ViewController : UIViewController <OZReportCommandListener>
{
    IBOutlet UIView* _reportView;
}
...
```

ViewController.m

```
...
- (NSString*)OZUserEvent: (NSString*)param1 :(NSString*)param2 :(NSString*)param3
:(NSString*)docindex
```


Copyright © FORCS Co.,LTD. All rights reserved.

```
{
    // Input Script
}
...
```

OZUserEvent Example - WinUWP Viewer

C#

MainPage.xaml.cs

```
public void onCreateReport()
{
    try {
        if (_viewer != null) {
            _viewer.Dispose();
        }
        string param =
"connection.servlet=http://127.0.0.1:8080/oz/server\nconnection.reportname=sample.
ozr\n";
        OZListener listener = new OZListener();
        _viewer = OZReportAPI.CreateViewer(Border, listener, param);
    }
```

Copyright © FORCS Co.,LTD. All rights reserved.

```
    catch (Exception ex) {
        string s = ex.Message;
    }
}
```

OZListener.cs

```
using oz.api;
using Windows.UI.Xaml;
using Windows.UI.Xaml.Controls;

namespace OZSample
{
    public class OZListener : OZReportCommandListener
    {
        // Override
        public string OZUserEvent(string param1, string param2, string param3, string docindex)
        {
            // Input Script
        }
    }
}
```

C++/CX

MainPage.xaml.h

```
private :
    OZReportViewer^ _viewer;
```


Copyright © FORCS Co.,LTD. All rights reserved.

```
public :
    void onCreateReport();
```

MainPage.xaml.cpp

```
void OZWinUWPViewerSample::onCreateReport()
{
    try {
        if (_viewer != nullptr) {
            _viewer = nullptr;
        }
        String^ param =
"connection.servlet=http://127.0.0.1:8080/oz/server\nconnection.reportname=sample.
ozr\n";
        OZListener^ listener = ref new OZListener();
        _viewer = OZReportAPI::CreateViewer(Border, listener, param);
    }
    catch (Exception^ ex) {
        String^ s = ex->Message;
    }
}
```

OZListener.h

```
using namespace oz::api;
using namespace Windows::UI::Xaml;
using namespace Windows::UI::Xaml::Controls;

namespace OZWinUWPViewerSample
{
```

Copyright © FORCS Co.,LTD. All rights reserved.

```
  public ref class OZListener sealed: public OZReportCommandListener
  {
    // Override
    public :
      virtual String^ OZUserEvent(String^ param1, String^ param2, String^ param3,
String^ docindex)
      {
        // Input Script
      }
  };
}
```


Copyright © FORCS Co.,LTD. All rights reserved.

Viewer Dialog Box

This chapter describes the Viewer dialog boxes.

- Save Dialog Box
- Print Dialog Box
- Page Setup Dialog Box

Copyright © FORCS Co.,LTD. All rights reserved.

Save Dialog Box

Sets the save options.

Save as types

Supports the following file types, OZ Report Data File(*.ozd), Adobe PDF File(*.pdf), Microsoft Excel 97-2003 File(*.xls), Microsoft Excel File(*.xlsx), Microsoft Word Document(*.doc), Microsoft Presentation(*.ppt), Web Page(*.html), Comma Separated Values File(*.csv), Tab Separated(*.txt), JPEG File(*.jpg), PNG Image(*.png), GIF Image(*.gif), Tagged Image Format File(*.tif), Scalable Vector Graphics(*.svg), Hangul File(*.hwp), Hangul97 File(*.hml), Web Page Save File(*.mht), Jungum Global File(*.gul), and Haansoft Nexcel File(*.nxl).

Note

The gul format is only supported in the ActiveX viewer and the nxl format will be displayed in the save option dialog box if it is set to export.applyformat=nxl.

Destination

Selects whether to save the file in the local computer or email it.

Value	Description
Disk File	Save to the user's computer.
Mail	Send the saved file to a mail program of the user's computer.
OZ Mail	Send the saved file to the oz mail program.

Save to

Copyright © FORCS Co.,LTD. All rights reserved.

Sets the file name and the path to be saved.

Option

Sets the options that are supported for each file type.

Note

The page setting rules are as follows:

PDF Each page is applied to each page.

XLS If it is not in the mht format, then the first saved page on the first sheet is applied to all sheets. If it is in the mht format, the first saved page on each sheet is applied to each one.

XLSX The first page is applied to all pages.

DOC If it is not in the xml format, the first page is applied to all pages. If it is in the xml format, each page is applied to each one.

PPT, HWP and HML The first page is applied to all pages.

Other formats Not applicable.

Default Options Dialog Box

Sets the default options.

Save mode

Sets whether to save multiple page reports as one page or page by page.

Value	Description
Save one page	Allows to bind the report to one page and save it. For example, this option can be used to avoid having one crosstab table split into

Copyright © FORCS Co.,LTD. All rights reserved.

Value	Description
	several pages.
Save by page	Allows to bind the report in each page and save it.

Execute

Sets whether to execute the exported file.

Value	Description
Execute after save	Executes the exported result file with a connected program.

Save

Sets whether to save multiple reports individually or as a single file.

Value	Description
Save as one file	For Multi reports, save each report to one file. When saving as one file, the save option is applied as the value set in the first report.
Save all document	For Multi reports, save each report to each file.

Save range

Sets the page area to be saved.

Value	Description
All	Saves all pages of the report.
Current page	Saves the current page of the report.

Copyright © FORCS Co.,LTD. All rights reserved.

Value	Description
Selection	Saves only the selected pages. ActiveX viewer saves the pages selected using the checkboxes in the thumbnail or the page sorter window, while the HTML viewer in the PC environment only saves the pages selected in the [Select pages] window. Other viewers are not supported.
Pages	Saves only the pages that Sets the page range. The starting page number or the ending page number can be omitted in the page range. For example, if the page range of a five-page report is set to "2-", the saving range will be from pages two to five.

Save components

Selects the components to be saved.

Save link

Sets whether to save including the link information.

Value	Description
URL link	Saves the URL link.
Toc link	Saves the Toc link.

Compress on save

Saves the compressed files. You can protect a compressed file with a password.

Copyright © FORCS Co.,LTD. All rights reserved.

OZD Save Option Dialog Box

Sets the OZD save options.

Password

Enters the password to open the ozd file.

Confirm

Confirms the password.

Include edits

Selects whether to save the OZD file, including memos, comments, callout shapes, text edits, and input component values. When you open the OZD file that changed text in the viewer, the original text is applied to the script in all of the events that occur before the OnEndBind event, and the changed text is applied to the script in all of the events that occur after the OnEndBind and OnEndBind events. Therefore, please take caution if you used text as a conditional statement. In addition, if you change text using the SetText() function in the OnEndBind event, the text is applied to the specified value of the SetText() function.

Save all reports

Selects whether to save multiple reports as one OZD file when calling the OZ Viewer as multiple report type.

Include image

Selects whether to include the image specified in the url path. This option also applies to the note specified in the url path.

Copyright © FORCS Co.,LTD. All rights reserved.

PDF Save Option Dialog Box

Sets the PDF save options.

Description

Sets the PDF document properties.

Value	Description
Title	Enter the title of the PDF file.
Author	Enter the author of the PDF file.
Subject	Enter the subject of the PDF file.
Keywords	Enter the keywords of the PDF file.
Application	Enter the application of the PDF file.

Open Restriction

Sets the password to open.

Editing Restriction

Sets the password to edit.

User access permissions

Sets whether users can print, copy, or change PDF documents.

Copyright © FORCS Co.,LTD. All rights reserved.

Value	Description
Printing Allowed	Selects whether to allow to print the exported PDF file. If this option is not checked, the print menu and icon are disabled.
Copy Allowed	Selects whether to allow to copy the text of the exported PDF file. If this option is not checked, the copy menu and icon are disabled.
Changes Allowed	Selects whether to allow to change the exported PDF file. You can see this option in the Security tab of the Document Properties dialog box.

Save chart to image

Sets to save the chart as an image.

Embed Fonts

Sets to save including the fonts used in the report. You can only include fonts whose type is TrueType and do not have any copyright issues. In addition, in the Android/iOS/WinUWP viewer, you must include the font in the mobile app. If you check this option, the file size may be increased. Therefore, note the font settings when developing reports. The embedded fonts are displayed in the "OZ-FontName (Embedded)" format in the Fonts tab of the Document Properties dialog box (e.g. "OZ-Verdana (Embedded)").

Excel Save Option Dialog Box

Sets the Excel save options.

Copyright © FORCS Co.,LTD. All rights reserved.

Auto Select

Sets the page scale to Auto Fit.

Value	Description
Auto Selected	Sets the "Fit to" option of Excel's Page Setup dialog box.
Width	Sets the "page(s) wide by" option of Excel's Page Setup dialog box.
Height	Sets the "tall" option of Excel's Page Setup dialog box.

Display option

Sets the display options for Excel.

Value	Description
Show gridlines	Shows gridlines on a worksheet.

Text control

Sets the text adjustment options.

Value	Description
Shrink to fit	Sets the "Shrink to fit" option of Excel's Format Cells dialog box.

Ratio

Sets the zoom ratio.

Value	Description
Zoom In/Out	Sets the worksheet magnification.

Freeze panes

Sets freeze panes.

Copyright © FORCS Co.,LTD. All rights reserved.

Value	Description
Row	Sets the "Freeze Top Row" option of a worksheet.
Column	Sets the "Freeze First Column" option of a worksheet.

Save mode

Sets the saving method.

Value	Description
Keep the report form	Saves the report reflecting its original format and property as much as possible.
Ignore color, border, merge cell	Saves as a simple list like saving text. It is suitable for saving the report in the list or table format. **Remove adjacent cell after dividing** After splitting the merged label, removes surrounding cells.

Save type

Sets the save type.

Value	Description
Column pages per sheet	Each page in the same column is saved as a single Excel sheet in "Page coordinate window".
Page per sheet	Each page is saved an individual Excel sheet. **Column first** Saves each page in OZ Viewer with column direction priority in the "Page coordinate window". **Row first** Saves each page in OZ Viewer with row direction priority in the "Page coordinate window"

Copyright © FORCS Co.,LTD. All rights reserved.

Page

Sets the page.

Value	Description
Remove blank lines between pages	Removes blanks between the pages in the report and saves the report without margin.

Font

Sets the font and font size.

Value	Description
Font	Sets the font name that will be applied to the entire XLS file when it is exported. If the option is not selected, the font name of each component will be used.
Size	Sets the font size that will be applied to the entire XLS file when it is exported. If the option is not selected, the font size of each component will be used.

Line

Sets the line.

Value	Description
Remove line	Defines to save each page except for the designated line.
Except first page	Removes lines excluding the first page of the report.
Only first page	Removes lines only in the first page.
All Pages	Removes lines in all pages.

Format

Copyright © FORCS Co.,LTD. All rights reserved.

Sets the cell format.

Value	Description
Numeric type text convert to number	Converts numerical characters to numbers and saves it, and sets the formats of the corresponding cells. **Apply to numeric format label only** Converts to numbers only if label values are in numerical type.
Convert date format text to date and time	Convert the cell format to date type if the value of the Format property of the Label or DateTimePicker is a date format. At this time, the category of cell formatting is automatically selected as the category recognized by the Excel program (Date, Time, Custom).
Convert data to general	Converts the display format of the cell to General.

Minimum Cell Size

Sets the minimum cell size.

Value	Description
Width	Enters the minimum cell width. When saving a report label into an Excel's cell, and if the cell width is smaller than this value it will merge with the cell on the right side.
Height	Enters the minimum cell height. When saving a report label into an Excel's cell, and if the cell height is smaller than this value it will merge with the

Copyright © FORCS Co.,LTD. All rights reserved.

Value	Description
	lower cell.

Save Format

Sets the save format.

Value	Description
Save as mht	Saves to XLS file in the mht format. This option is supported in the format of "Microsoft Excel 97-2003 File(*.xls)". If you open the mht format file in Microsoft Office Excel 2007, you will receive a warning message. The warning message is "The file format differs from the format that the file name extension specifies". For more details, please refer to http://support.microsoft.com/kb/948615/en.

Word Save Option Dialog Box

Sets the Word save options.

Word save mode

Sets the Word saving method.

Value	Description
Save As XML	Defines whether to save as Word files in the XML format. If Word is

Copyright © FORCS Co.,LTD. All rights reserved.

Value	Description
	not installed on your PC, please check this option.

Table save mode

Sets whether to save tables, crosstabs, or fixed tables as a table in Word.

Value	Description
Save As Table	Defines whether to save table and crosstab components in the table format of the Word file when saving the file as a Word file. When saving in the table format, images in tables and crosstabs are not saved.

Band save mode

Sets the band save mode.

Value	Description
Save page header/footer band to header/footer	Saves the content displayed in the page header/footer band as the header/footer in Word.

PowerPoint Save Option Dialog Box

Sets the PowerPoint save options.

Copyright © FORCS Co.,LTD. All rights reserved.

Table save mode

Sets whether to save tables, crosstabs, or fixed tables as a table in PowerPoint.

Value	Description
Save As Table	Defines whether to save table and crosstab components in the table format of a PPT file when saving the file as a PPT file.

HTML Save Option Dialog Box

Sets the HTML save options.

Set font size

Sets the font size which applies to all texts when saving as an HTML file.

Save image to

Sets the location where the image files contained in HTML are stored.

Page spacing

Sets the page spacing.

Value	Description
Lines / Horizontal	Sets the horizontal line count between pages.
Lines / Vertical	Sets the vertical line count between pages.

Offset

Copyright © FORCS Co.,LTD. All rights reserved.

Sets the offset.

Value	Description
Offset / X axis	Sets the X coordinates.
Offset / Y axis	Sets the Y coordinates.

Save mode

Sets the saving method.

Value	Description
Save each page to different file	Selects whether to save each page to a different file or save all pages to one file.
Encoding	Sets the encoding type. **ANSI** ANSI **Unicode** Unicode **UTF-8** UTF-8

Page

Sets the page title.

Value	Description
Title	Sets the page title of the HTML file.

Version

Sets the HTML version.

Value	Description
HTML Version	Sets the HTML version.

Copyright © FORCS Co.,LTD. All rights reserved.

Value	Description
	None Does not Sets the HTML version. If the version of the HTML is not defined, the report is aligned to the left. **4.01** Sets the HTML version to 4.01. If set to 4.01, the report is centered.

Restriction

Sets a password to use when the user opens an HTML file. When you open an HTML file in which the password is set, the Web page for inputting a password runs. The report is displayed when the password matches. The files exported as images are not encrypted. To change the Web page that receives passwords to suit the customer's environment, design a template page for customers and set the template page path in the html.templatepath parameter value.

CSV/Text Save Option Dialog Box

Sets the CSV/Text save options.

Field delimiter

Sets the field delimiter.

Value	Description
Delimiter	Selects the column delimiter. **tab** tab

Copyright © FORCS Co.,LTD. All rights reserved.

Value	Description
	space space | | **/** / **~** ~ **comma** comma **empty** empty **Other** Any other value
User define	Manually enter characters for delimiters not listed in the Delimiter drop-down menu.

Page number break

Sets the field delimiter.

Value	Description
Break type	Sets the page number break format. The following formats are supported. The chosen format of the page number break is displayed at the bottom of each page. (n: page number) **None** Save without page separator. **n <PAGE>** n <PAGE> **n <PAGE> ---** n <PAGE> --- **--- n <PAGE>** --- n <PAGE> **<PAGE> n** <PAGE> n **<PAGE> n ---** <PAGE> n --- **--- <PAGE> n** --- <PAGE> n
<PAGE>	Enters statements to be displayed instead of '<PAGE>'.

Page spacing

Copyright © FORCS Co.,LTD. All rights reserved.

Inserts blank lines to distinguish each page. Blank lines are inserted below the lines containing page numbers.

Remove lines

Sets line removal.

Value	Description
Remove lines	Specifies theline or range of lines in the pages to be removed and not saved.
Except first page	Sets whether or not to exclude removing lines in the first page when removing lines is set.

Numeric data

Sets to save as CSV or TXT files placing oriented comma delimiter every 3 characters.

Value	Description
Insert 1000 separator	Place oriented comma delimiter every 3 characters.
Delete 1000 separator	Remove oriented comma delimiter every 3 characters.

Save mode

Sets the saving method.

Value	Description
Save As Table	When saving table, crosstab, and fixed table components as aCSV or TXT file, defines whether to save to split the merged label. The text is applied to the label in the upper left corner of the divided label. The text of the other label is blank.

Copyright © FORCS Co.,LTD. All rights reserved.

Value	Description
Encoding	Sets the encoding type. **ANSI** ANSI **Unicode** Unicode

JPG Save Option Dialog Box

Sets the JPG save options.

Save Ratio

Sets the zoom ratio.

Value	Description
Zoom In/Out	Sets the zoom ratio of JPG images.

Compression

Sets the compression quality.

Value	Description
Quality	Sets the compression ratio of JPG images.

Copyright © FORCS Co.,LTD. All rights reserved.

PNG Save Option Dialog Box

Sets the PNG save options.

Save Ratio

Sets the zoom ratio.

Value	Description
Zoom In/Out	Sets the zoom ratio of PNG images.

GIF Save Option Dialog Box

Sets the GIF save options.

Save Ratio

Sets the zoom ratio.

Value	Description
Zoom In/Out	Sets the zoom ratio of GIF images.

Copyright © FORCS Co.,LTD. All rights reserved.

TIFF Save Option Dialog Box

Sets the TIFF save options.

Encoding

Sets the encoding type.

Value	Description
G3	Sets the G3 type.
G4	Sets the G4 type.
JPG	Sets the JPG type.

Save Option

Sets the save option.

Value	Description
MultiPage save as one file	Sets whether to save all pages of the report in one file. If you do not check this option, the report is saved as a separate file for each page.

Ratio

Sets the zoom ratio.

Value	Description
Zoom In/Out	Sets the zoom ratio.

Copyright © FORCS Co.,LTD. All rights reserved.

Size

Sets the size of the file to the specified size.

Value	Description
Width	Sets the width.
Height	Sets the height.

Set size by DPI

Sets the size of the file to the specified DPI.

Value	Description
DPI	Sets the DPI.

SVG Save Option Dialog Box

Sets the SVG save options.

Save Option

Sets the save option.

Value	Description
MultiPage save as one file	Saves all pages of the report in one file. If you do not check this option, the report is saved as a separate file for each page. If you check this option, page borders are

Copyright © FORCS Co.,LTD. All rights reserved.

Value	Description
	displayed per page and the vertical gap is added between pages. Also, the report of a structure that extends in the horizontal direction is saved and listed in the vertical direction.

HWP Save Option Dialog Box

Sets the HWP save options.

Table save mode

Sets whether to save tables, crosstabs, or fixed tables as a table in HWP.

Value	Description
Save As Table	Defines whether to save the table and crosstab components in the table format of HWP files when saving the file as an HWP file.

Label save mode

Sets the label save mode.

Value	Description
Keep label size	Fixes the size of the label saved in HWP. If Keep label size is checked, then the [Size] option in the [Basic] tab of the [Properties]

Copyright © FORCS Co.,LTD. All rights reserved.

Value	Description
	menu in HWP is checked.

Location save mode

Sets the location save mode.

Value	Description
From the paragraph	Sets the label or table location save mode to vertical as paragraph.

Band save mode

Sets the band save mode.

Value	Description
Save background band to background page	Defines whether to save the background band of the report as the background of the hangul file when exporting the HWP file. If you set the background band for each page in the report, the background band which is set in the first page of the background of the Hangul file will be repeatedly displayed in the next pages.
Save page header/footer band to header/footer	Defines whether to save the page header/footer band of a report into the header/footer of hangul. When a report has a label showing the page

Copyright © FORCS Co.,LTD. All rights reserved.

Value	Description
	number in the page header or footer band, if you save only the specific pages of the report as hangul with the "Save page header/footer band to header/footer" option, the page number in hangul starts from 1 and the total pages is the number of all the pages of the report, not the number of saved pages.

HML Save Option Dialog Box

Sets the HML save options.

Table save mode

Sets whether to save tables, crosstabs, or fixed tables as a table in HML.

Value	Description
Save As Table	Defines whether to save table and crosstab components in the table format of HML files when saving the file as an HML file.

Copyright © FORCS Co.,LTD. All rights reserved.

MHT Save Option Dialog Box

Sets the MHT save options.

Font

Sets the font and font size.

Value	Description
Font	Sets the font name that will be applied to the entire MHT file when it is exported. If the option is not selected, the font name of each component will be used.
Size	Sets the font size that will be applied to the entire MHT file when it is exported. If the option is not selected, the font size of each component will be used.

Restriction

Sets a password to use when the user opens an MHT file. When you open an MHT file in which a password is set, the Web page for inputting a password runs. The report is displayed when the password matches. The text in the MHT file is encrypted and the image data in the MHT file is not encrypted. To change the Web page for inputting a password to fit the customer's environment, create a template page for the customer and set the value of the mht.templatepath parameter to the template page path.

Copyright © FORCS Co.,LTD. All rights reserved.

GUL Save Option Dialog Box

Sets the GUL save options.

Table Save Mode

Sets whether to save tables, crosstabs, or fixed tables as a table in GUL.

Value	Description
Save As Table	Defines whether to save table and crosstab components in the table format of GUL files when saving the file as a GUL file.

HDM Save Option Dialog Box

Sets the HDM save options.

Note

It is a feature that saves all data added to the data tree of the report in text format. Therefore, according to the situation, the data is not displayed on the viewer can be saved. If you've enabled this feature, please consider these points at the report design time.

Save type

Copyright © FORCS Co.,LTD. All rights reserved.

Sets the save type.

Value	Description
Delimiter	Selects the column delimiter. **tab** tab **space** space | | **/** / **~** ~ **comma** comma **Other** Any other value
User define	Manually enters characters as a delimiter that is not listed in the Delimiter drop-down menu.
Use indentation	If the structure of the dataset is master-detail, the detail data makes an indentation.

Save To

Sets the file name and the path to be saved.

Save mode

Sets the saving method.

Value	Description
Encoding	Sets the encoding type. **ANSI** ANSI **Unicode** Unicode

Copyright © FORCS Co.,LTD. All rights reserved.

Print Dialog Box

Sets the print options.

Printer

Sets the printer information.

Value	Description
Name	Selects a printer driver to use among printer drivers installed in the user's PC.
Print to file	Sets to save a document to a file instead of printing it to printer.

Paper orientation

Sets the paper orientation.

Value	Description
Portrait	Sets the paper orientation to portrait.
Landscape	Sets the paper orientation to landscape.

Multi reports

Sets whether to print all reports.

Value	Description
Print all document	Prints all reports of a multi report.

Copies

Copyright © FORCS Co.,LTD. All rights reserved.

Sets the copies.

Value	Description
Copies	Sets the number of copies to be printed. **Collate** Selects whether to print the entire document first and repeat them for multiple times or print the same pages multiple times and move on to the next pages. **Use Spool by each copy** Defines whether to use the spool option when printing more than two copies.

Print range

Sets the print range.

Value	Description
All	Prints all pages of the report.
Current page	Prints the page currently displayed.
Selection	Prints only the selected pages. ActiveX viewer prints the pages selected using the checkboxes in the thumbnail or the page sorter window, while the HTML viewer in the PC environment only prints the pages selected in the [Select pages] window. Other viewers are not supported.
Pages	Prints pages set by the user. The starting page number or the ending page number can be omitted in the page range. For example, if the page range of a five-page report is set to "2-", the printing range will be from pages two to five.

Change paper size

Sets the paper size.

Copyright © FORCS Co.,LTD. All rights reserved.

Value	Description
Current paper	Shows the paper size settings when designing report forms.
Target paper	Selects the output paper. When a multi report is bound as a report, it would be displayed as By Report(Paper size of report1,Paper size of report2, ...,Paper size of reportn) and the output direction will be inactivated. For example, By Report(A4,A3).
Adjust printing scale	Prints according to paper settings. When printing according to paper settings and the designed report paper type and output paper are different and a horizontal or vertical margin remains, it would be adjusted to the center and printed.

Print Option Dialog Box

Sets the additional print options.

Note

Additional printing options are only supported in ActiveX viewers.

Color/Black and White

Sets the printing method.

Copyright © FORCS Co.,LTD. All rights reserved.

Value	Description
Print to gray	Print as Black and White.

Printing by page

Prints a report bound as large bundle by each page.

Printing on Both sides

Sets the duplex. If you do not Sets the value, follow the option values set in the printer.

Value	Description
None	Do not print on both sides of the paper.
Long Edge Binding	Print using long edge binding when printing on both sides.
Short Edge Binding	Print using short edge binding when printing on both sides.

Print Out Zooming

Sets the print zoom ratio.

Value	Description
Zoom In/Out	Sets the zoom ratio.

Pages per spool

Sets the page number for spooling.

Paper Selection

Sets the paper selection.

Copyright © FORCS Co.,LTD. All rights reserved.

Value	Description
Paper feed	Select the box that printing will be executed.

Divide

Sets the print divide.

Value	Description
Print divide	Prints divided according to the paper.

Handouts

Executes printout in one page.

Value	Description
Pages per paper	Sets the number of pages to be printed in one paper.
Order	Selects the printing order that could be either vertical or horizontal when printing 4 pages in one paper.
Orientation	Selects the printing orientation that could be either vertical or horizontal when printing 2 pages in one paper.

Copyright © FORCS Co.,LTD. All rights reserved.

Page Setup Dialog Box

Sets the page setup options.

Margin

Sets the top and left page margin. To set the right and bottom margin, check the Auto adjust margin option.

Unit

Sets the measurement unit for margins.

Margin Option

Sets the margin option.

Value	Description
Use Default	Sets tothe default margin value.
Auto adjust margin	Sets the auto-adjust page margin. If you change the margin when this option was checked, the report is auto-resized. Margins for all directions other than the changed direction are auto-adjusted.

Copyright © FORCS Co.,LTD. All rights reserved.

Reference

This chapter describes the language and country code and the timezone code.

Copyright © FORCS Co.,LTD. All rights reserved.

Language and Country Code

To change the language and country code, see LanguageAndCountryCode.

Copyright © FORCS Co.,LTD. All rights reserved.

TimeZone Code

To change the timezone code, see TimeZoneCode.

Copyright © FORCS Co.,LTD. All rights reserved.